



## OUTMIGRATION CONTEXT: COLLEGE ENROLLMENT PATTERNS OF RECENT ILLINOIS PUBLIC HIGH SCHOOL GRADUATES

### INITIAL COLLEGE ENROLLMENT\* FOR RECENT ILLINOIS PUBLIC HIGH SCHOOL GRADUATES

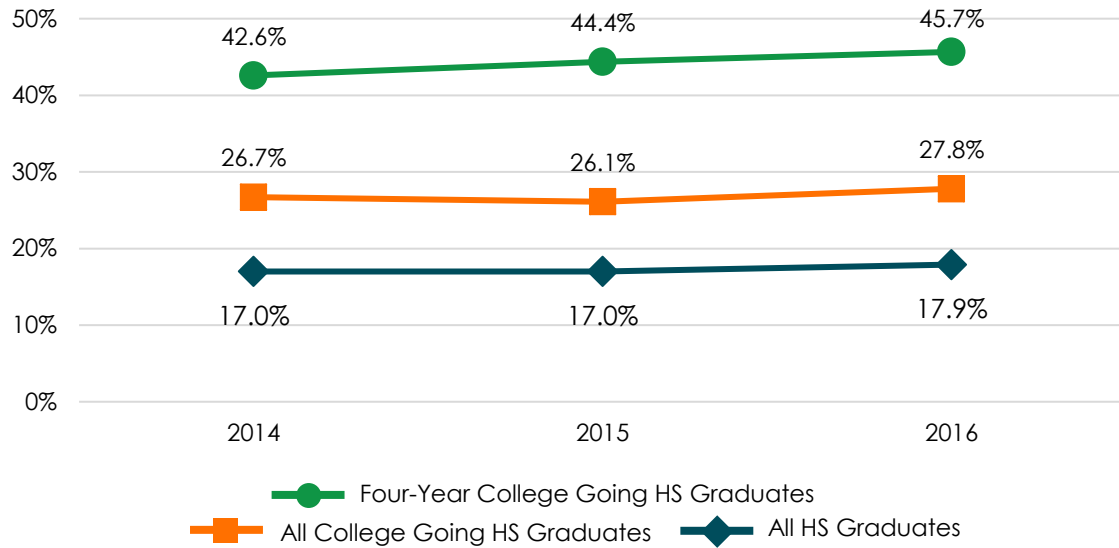
Sector**	2014		2015		2016	
	Number	% of Total	Number	% of Total	Number	% of Total
4-Year	52,307	37.6%	49,611	36.1%	51,035	37.1%
2-Year	35,922	25.8%	39,419	28.7%	37,523	27.3%
Less than 2-Year	97	0.1%	72	0.1%	41	0.0%
Total Enrolled	88,326	63.5%	89,102	64.9%	88,599	64.4%
Not Yet Enrolled	50,730	36.5%	48,188	35.1%	48,985	35.6%
<b>Total</b>	<b>139,056</b>	<b>100.0%</b>	<b>137,290</b>	<b>100.0%</b>	<b>137,584</b>	<b>100.0%</b>

\*Initial college enrollment is operationalized as enrollment between July and December in the time period immediately following high school graduation.

\*\* See Definitions section.

- Although the number of Illinois public high school graduates declined from 2014 to 2015, there was a slight increase in comparing 2015 to 2016. However, the total college enrollment rate decreased slightly in 2016 (64.4%) relative to 2015 (64.9%).
- From 2014 to 2016, more than one-quarter of the Illinois high school graduates enrolled in colleges within the two-year sector. There was a large increase in enrollment in the 2-year sector from 2014 to 2015 and a slight decline from 2015 to 2016.
- In 2016, nearly all of the recent Illinois public high school graduates who enrolled at two-year colleges, did so at Illinois community colleges (over 96.5%).
- Because nearly all of the recent public high school graduates enrolled in the two-year sector, were enrolled within Illinois, the overwhelming majority of Illinois' 'outmigrants' (Illinois high school graduates attending college outside the state) were enrolled within the four-year sector.
- Over the past three years, around 37% of each public Illinois high school graduating class attended four-year colleges the fall semester after graduation, with some slight year over year variation. When compared to 2014, the rate of enrollment at four-year colleges was lower in 2015, but rebounded slightly in 2016.

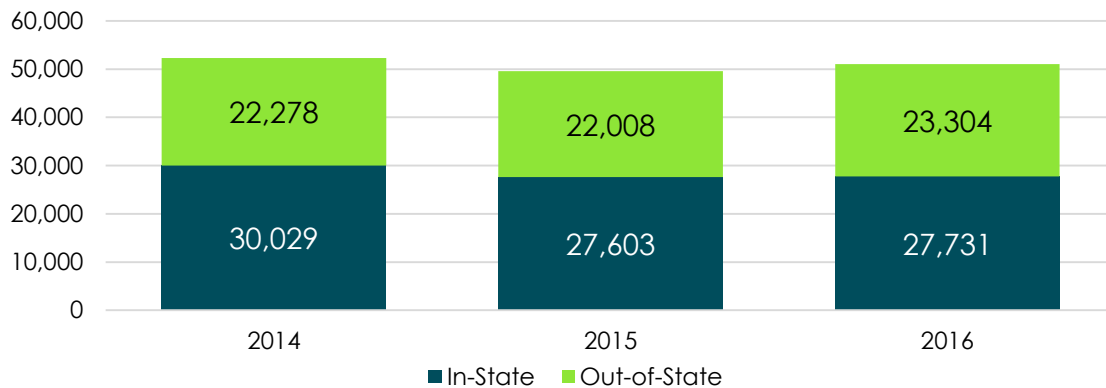
## PERCENT OF RECENT ILLINOIS PUBLIC HIGH SCHOOL GRADUATES ENROLLED OUT-OF-STATE: ALL GRADUATES, COLLEGE GOING GRADUATES, AND FOUR-YEAR COLLEGE GOING GRADUATES



Source: Illinois State Board of Education and the National Student Clearinghouse Student Tracker.

- Among all Illinois public high school graduates from the three cohorts that were being tracked, the rate of out-of-state enrollment was the same from 2014 to 2015, but it increased slightly to 17.9% from 2015 to 2016.
- For the college-going students, the rate of out-of-state enrollment decreased somewhat from 2014 to 2015 and this was due to a fairly large increase in enrollment at Illinois community colleges among the population being tracked. However, from 2015 to 2016 the rate of out-of-state enrollment increased by 1.7 percentage points (+6.5%).
- The rate of out-of-state enrollment among those enrolling at four-year colleges, or the group of individuals most likely to out-migrate, increased by 3.1 percentage points (7.3%) from 2014 to 2016.
- In 2002, only 29% of the four-year college-going Illinois high school graduates enrolled outside the state (Smalley, Lichtenberger, and Brown, 2010). So in the fourteen years that passed, the rate of out-of-state enrollment increased by almost 17 percentage points and by over 57%.

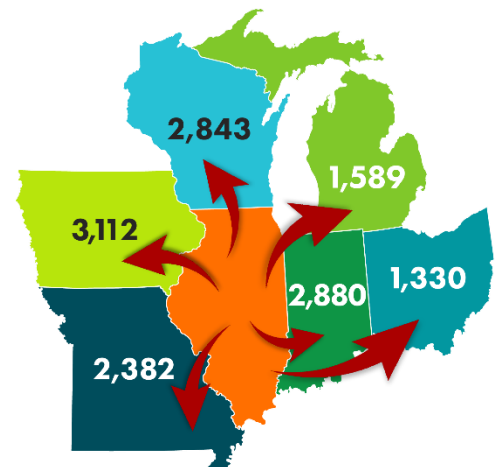
## MIGRATION PATTERNS OF RECENT ILLINOIS PUBLIC HIGH SCHOOL GRADUATES ENROLLED AT FOUR-YEAR COLLEGES



- Among the 2016 high school graduates that enrolled at four-year colleges, relatively more are enrolling out-of-state (4.6% more than in 2014) and fewer are enrolling at Illinois colleges (-7.7% lower than in 2014).
- The growth in four-year out-of-state enrollment in 2016 was primarily attributable to large increases in enrollment at out-of-state public universities from 2014 to 2016 (+9.9% or +1,294). Enrollment at out-of-state private colleges actually declined slightly from 2014 (9,166) to 2016 (8,888).

### TOP STATES FOR OUT-OF-STATE FOUR-YEAR COLLEGE ENROLLMENT FOR THE ILLINOIS HIGH SCHOOL GRADUATING CLASS OF 2016

Although recent Illinois high school graduates have enrolled in all 50 states and Washington DC, the top state for four-year college enrollment outside of Illinois was Iowa (3,112), followed by Indiana (2,880), Wisconsin (2,843), and Missouri (2,382). From 2014 to 2016, colleges in Alabama and Florida have made noticeable gains in the number of recent Illinois high school graduates enrolled.



*Source: Illinois State Board of Education and the National Student Clearinghouse Student Tracker.*

2014		2015		2016	
Iowa	3,001	Wisconsin	2,924	Iowa	3,112
Missouri	2,955	Iowa	2,887	Indiana	2,880
Wisconsin	2,861	Missouri	2,671	Wisconsin	2,843
Indiana	2,562	Indiana	2,482	Missouri	2,382
Michigan	1,481	Michigan	1,475	Michigan	1,589
Ohio	1,294	Ohio	1,392	Ohio	1,330
Minnesota	672	Minnesota	645	Minnesota	662
Kentucky	558	Kentucky	564	Alabama	645
New York	484	Alabama	527	Florida	614
Florida	480	Florida	510	Kentucky	605

## DEFINITIONS

(Adapted from the Integrated Postsecondary Educational System)

**Four-Year sector:** includes postsecondary institutions that offer programs of at least four years duration or offer programs at or above the baccalaureate level.

**Two-Year sector:** includes postsecondary institutions that offer programs of at least two but less than four years duration.

**Less than Two-Year sector:** includes postsecondary institutions that offer programs of less than two years duration below the baccalaureate level.

**Not Yet Enrolled:** recent Illinois high school graduates who had not yet enrolled in college during the fall semester immediately following high school graduation.

*It should be noted that the initial college enrollment measure differs from what ISBE provides on their School Report Card, which includes enrollment within 12 months and 16 months of high school graduation. Over the past three years, the 12 month enrollment rates were between 68% and 70% and the 16 month enrollment rates were between 71% and 73% (ISBE, 2017).*

## WORKS CITED

Illinois State Board of Education. (2017). *Illinois School Report Card 2016-2017: Post Secondary Enrollment*. Springfield, IL. Retrieved from:  
<https://www.illinoisreportcard.com/State.aspx?source=trends&source2=postsecondaryenrollment&Stateid=IL>

Smalley, D. J., Lichtenberger, E. J., & Brown, K. S. (2010). *A Longitudinal Study of the Illinois High School Class of 2002: A Six-Year Analysis of Postsecondary Enrollment and Completion*. Policy Research: IERC 2010-3. *Illinois Education Research Council*.

## ACKNOWLEDGEMENTS

The aggregate data used to develop the figures and tables were from the Illinois State Board of Education (ISBE). IBHE would like to thank ISBE for the information.