



# Trustees Conference – Academic Affairs

Dr. Stephanie Bernoteit, Deputy Director for Academic Affairs

September 25, 2019

# Overview / Academic Affairs Lens

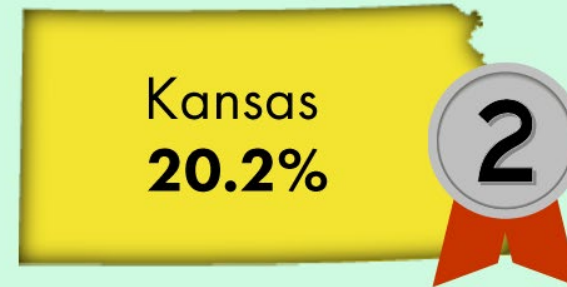
- **Good news:** The successes of your students and institutions are directly connected to state outcomes.
- **Illinois higher education landscape:** Your current and future students are learning in a wide variety of postsecondary settings.
- **Higher education regulation:** Academic leaders at your institutions are part of a web of consumer protections for postsecondary students.
- **Change:** New demands create challenges and opportunities for your institutions.

# Good News

**Think about a story of student success connected to your institution.**

**What factor(s) at your institution played a supportive role?**

Illinois is **best in the nation** for completion rates at four-year institutions among all community college students (part-time and full-time).



National Average: **15.8%**

Illinois is **fourth in the nation** for overall degree completion among full-time community college students.

Minnesota (N = 4,974) **82.3%**

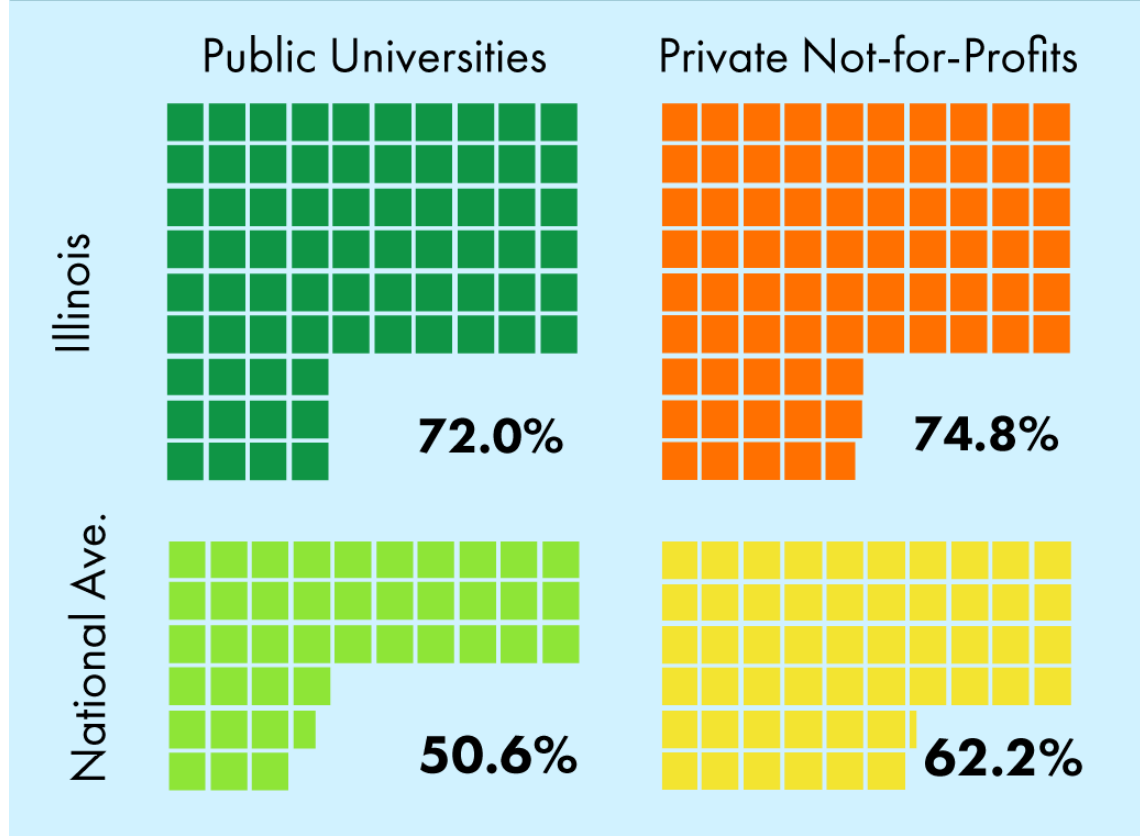
South Dakota (N = 865) **76.6%**

North Dakota (N=750) **75.5%**

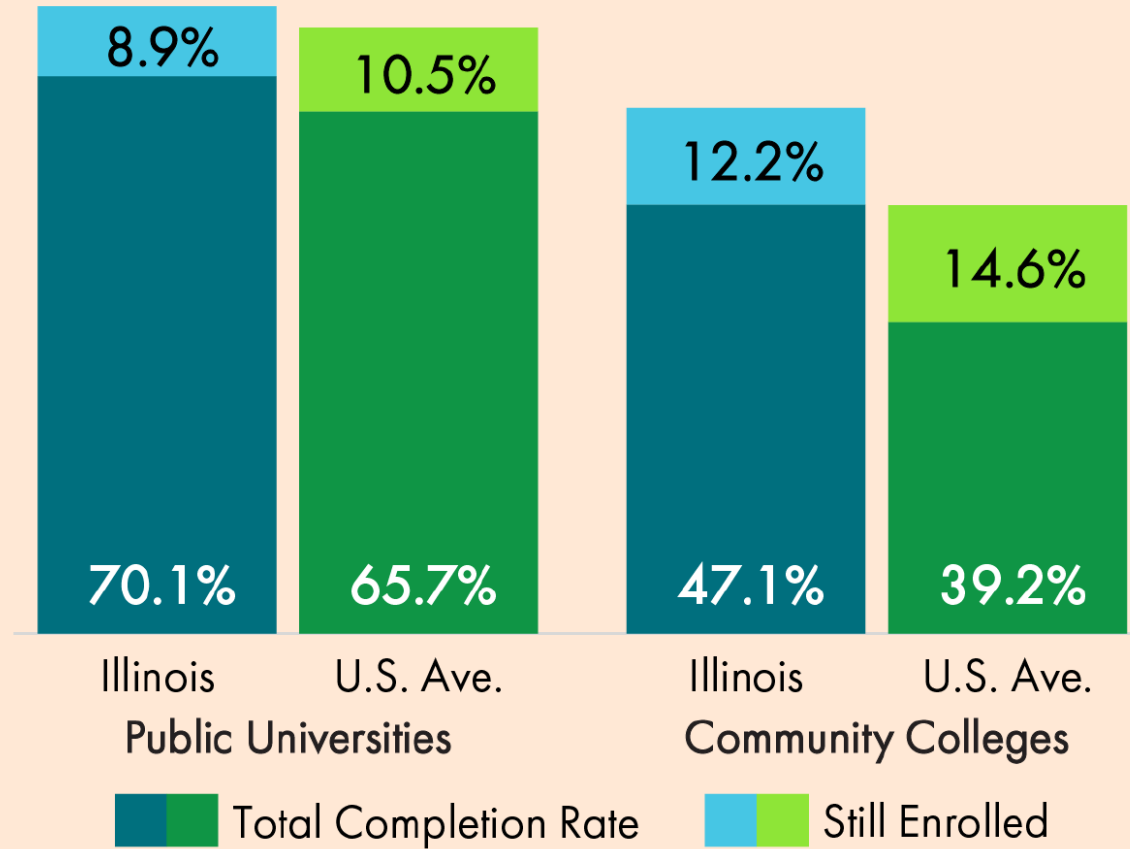
Illinois (N=11,334) **73.5%**

U.S. Overall **60.8%**

Illinois is **third in the nation** in completion rates for **adult learners** at public universities and not-for-profit private colleges.



Illinois public colleges **substantially outpace** the national averages in terms of six-year completion rates.



The **overwhelming majority of full-time students** at Illinois not-for-profit private colleges and public universities complete a degree within six-years.



Public Universities:  
83.7%

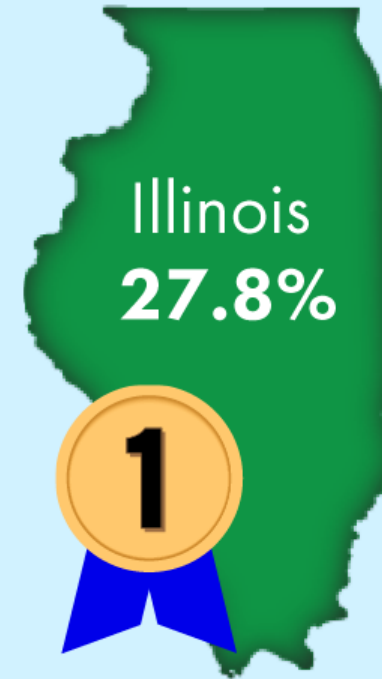


Private Not-for-Profit  
Colleges: 87.7%

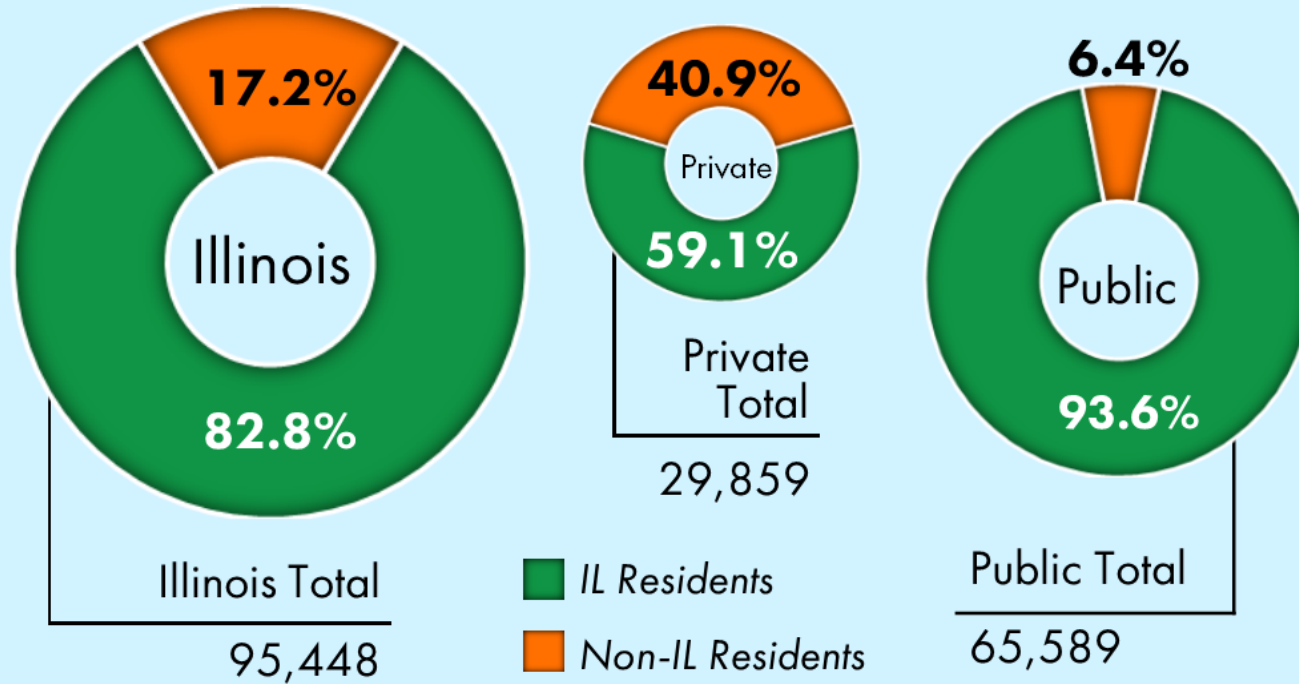


Illinois also has the **highest percentage** of full-time community college students earning degrees at both their community college and a four-year institution.

National Average: **18.4%**

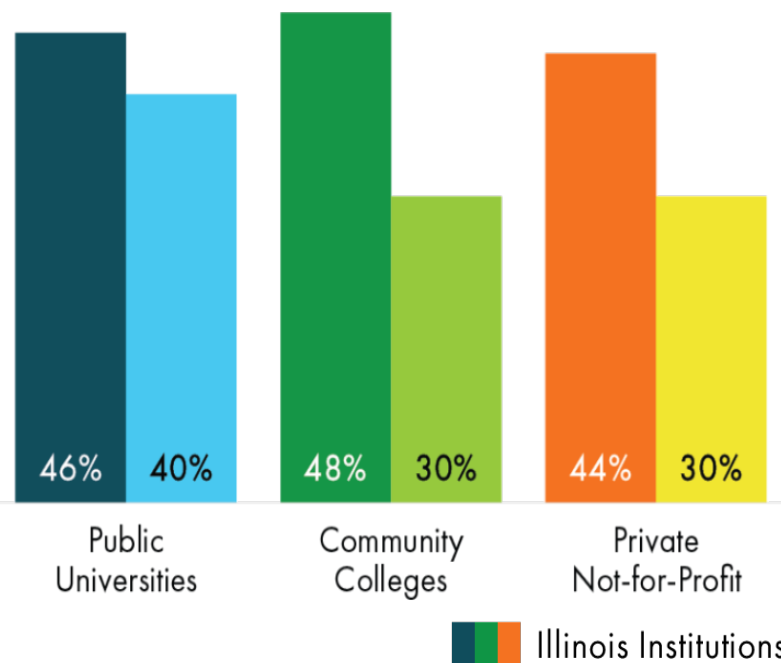


**Most undergraduate students served by IL institutions, particularly the public colleges, are Illinoisans.**

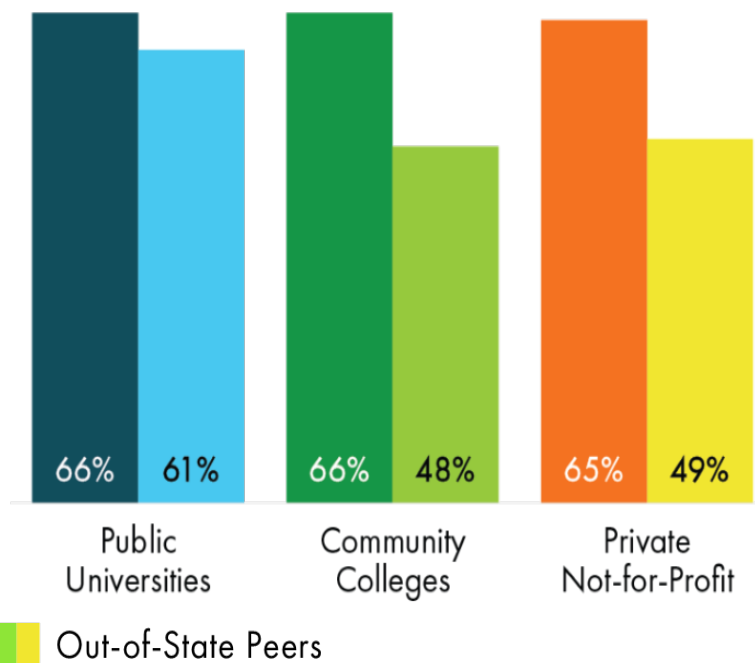


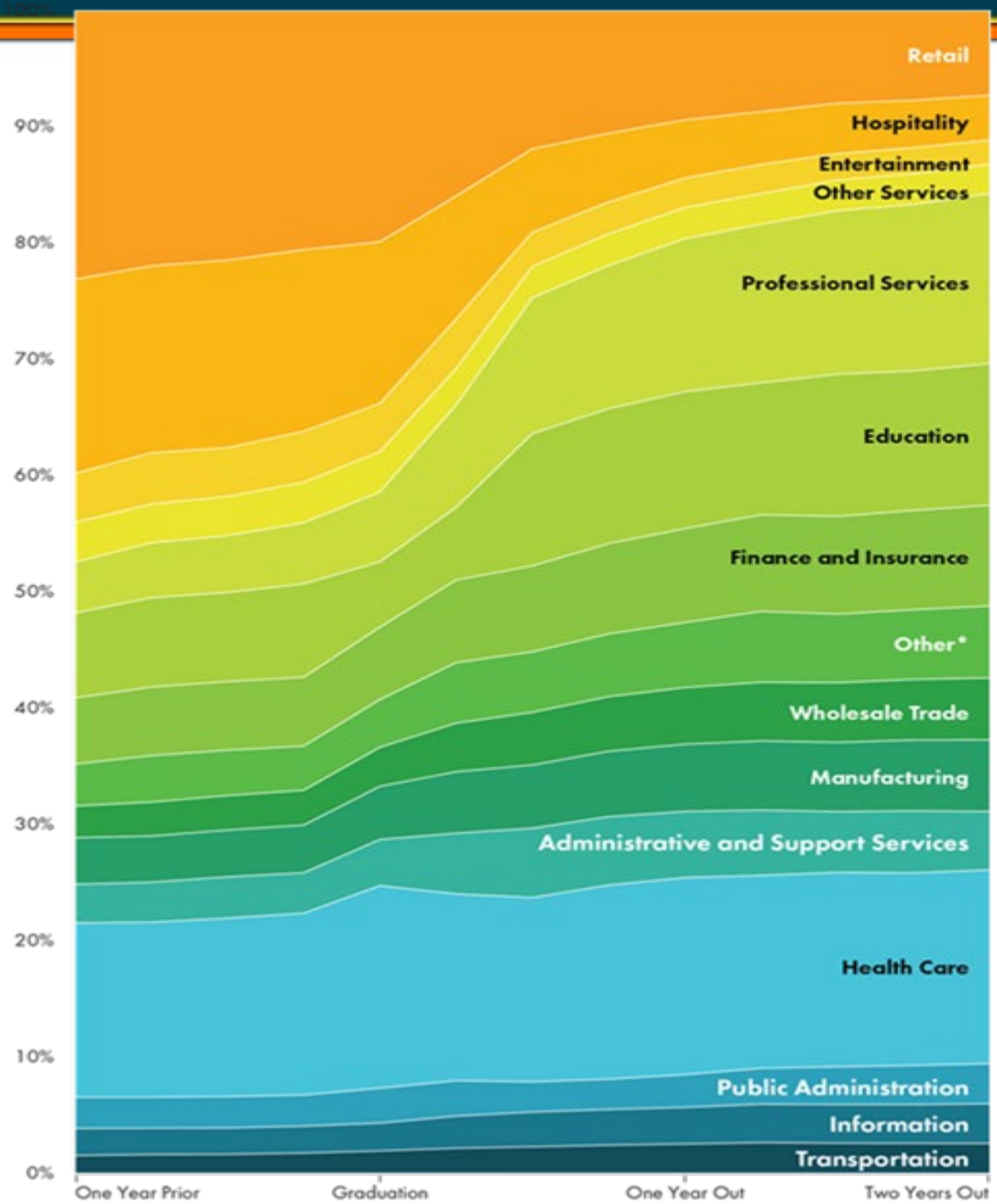
# ILLINOIS COLLEGES ARE MORE DIVERSE THAN THEIR OUT-OF-STATE PEER INSTITUTIONS

Proportion of Undergraduate Students Identified as Traditionally Underrepresented



Index of Diversity  
*The likelihood that two undergraduate students randomly selected from the sample will belong to a different racial/ethnic group.*





# Illinois Higher Education Landscape

- 12 public universities – 181,810 students in 2018-19
- 48 community colleges – 282,180 students in 2018-19
- 110 independent institutions – 271,235 students in 2018-19
  - 65 institutions are “grandfathered” from many IBHE requirements
- 39 out-of-state institutions – 8,936 students in 2018-19
- 243 private business and vocational schools - approximately 44,000 students annually
- 97 public and independent institutions approved to provide online degree programs as part of the voluntary national State Authorization Reciprocity Agreement (SARA)
- 31 public and independent universities approved to offer dual credit programs (in addition to 48 community colleges)



# Higher Education Regulation

- The Triad
  - State higher education agencies (IBHE)
  - U.S. Department of Education
  - Accrediting bodies
- State authorization is the gateway for degree-granting institutions.
  - Operate and advertise in Illinois
  - Accreditation
  - Access to Title IV federal financial aid and veterans education funds
  - Access to Illinois MAP funds
- State authorization is the gateway for private business and vocational schools.
  - Operate and advertise in Illinois
  - Accreditation (optional)
  - Access to federal veterans education and workforce training funds



# Higher Education Regulation

- Operational and Program Approval
  - Statute
    - Private Colleges Act (110 ILCS 1005) – “The 1945 Act”
    - Academic Degree Act (110 ILCS 1010) – “The 1961 Act”
    - Private Business and Vocational Schools Act (105 ILCS 426) – “The PBVS Act of 2012”
  - Administrative Rules
    - Public Institutions (23 Ill. Administrative Code 1030)
    - Independent Institutions (23 Ill. Administrative Code 1050)
    - Private Business and Vocational Schools (23 Ill. Administrative Code 1095)
- Dual Credit Quality Act (110 ILCS 27/ - 23 Ill. Administrative Code 1009)
- Distance Learning Act - State Authorization Reciprocity Agreement (SARA) (110 ILCS 145 – 23 Ill. Administrative Code 1033)
- Statewide Transfer Infrastructure
  - The Student Transfer Achievement Reform Act (PA 99-0316)
  - The Illinois Articulation Initiative Act (PA 99-0636)
  - Reverse Transfer Act (PA 100-0824)



# Higher Education Regulation: Illinois Articulation Initiative for Transfer

Sector Students <u>Transferred FROM:</u>	Number of Undergraduate Transfer Students Fall 2017	Percent of Total Transfer Students
Community Colleges	20,417	42.6%
Public Universities	3,760	7.8%
Independent Not-for-Profit	3,046	6.4%
Independent For-Profit	272	0.6%
Other Institutions*	20,414	42.6%
<b>Total All Sectors</b>	<b>47,909</b>	<b>100%</b>



# Higher Education Regulation: Illinois Articulation Initiative for Transfer

Sector Students <u>Transferred TO:</u>	Number of Undergraduate Transfer Students Fall 2017	Total Fall 2017 Undergraduate Enrollments
Public Universities	13,985	130,955
Community Colleges	13,742	265,960
Independent Not-for-Profit	10,841	123,600
Independent For-Profit	8,760	43,035
Out-of-State, Operating in IL	581	5,607
<b>Total All Sectors</b>	<b>47,909</b>	<b>569,157</b>

# Higher Education Regulation: Illinois Articulation Initiative for Transfer

- Other supports for transfer
  - Specific transfer agreements between institutional partners
  - Specific transfer agreements between institutions and programs
  - My Credits Transfer website
  - Illinois Articulation Initiative website
  - New IBHE Transfer Dashboard - <http://www.ibhe.org/transfers/>
- New policies for transfer
  - Senate Joint Resolution 22 – work under way in 2018-19 to make further improvements to support student transfer in Illinois
  - New rules for reverse transfer



# Change

**Think about a way you see higher education evolving or being asked to change.**

**What are you noticing?**

# Change

- Student population increasingly diverse
  - About 40%, nationally, are 25 years of age or older
  - Over 60%, nationally, work full- or part-time
  - Over 1 M adults in Illinois with some college/no degree
- Improve supports to help more students be successful in credit-bearing courses
- Calls to make recognition of learning more portable across settings
  - Recognition of work-based learning for college credit
  - Micro-credentials
  - A new generation of transcript – the comprehensive learner record
- Pathways that incorporate industry-recognized credentials
- More flexible, personalized instructional models – competency-based education
- New providers – coding boot camps
- Institutional changes of control
  - Mergers, acquisitions, and partnerships
- Institutional closures
  - 40 closures in Illinois since 2016



ILLINOIS BOARD OF  
HIGHER EDUCATION