

**FY 27 BUDGET OVERVIEW**

**PRESENTATION TO THE ILLINOIS BOARD OF HIGHER EDUCATION**

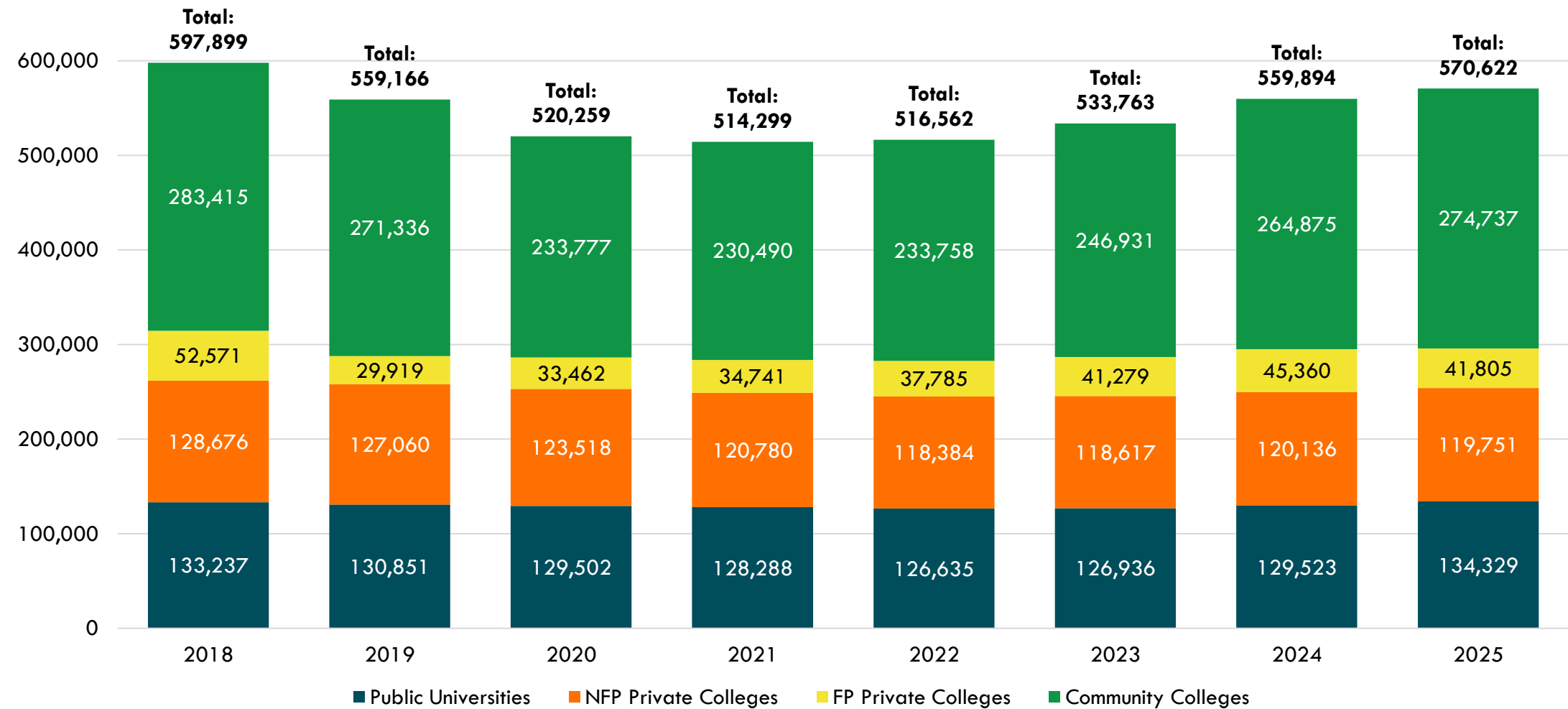
**GINGER OSTRO, EXECUTIVE DIRECTOR**

January 21, 2026

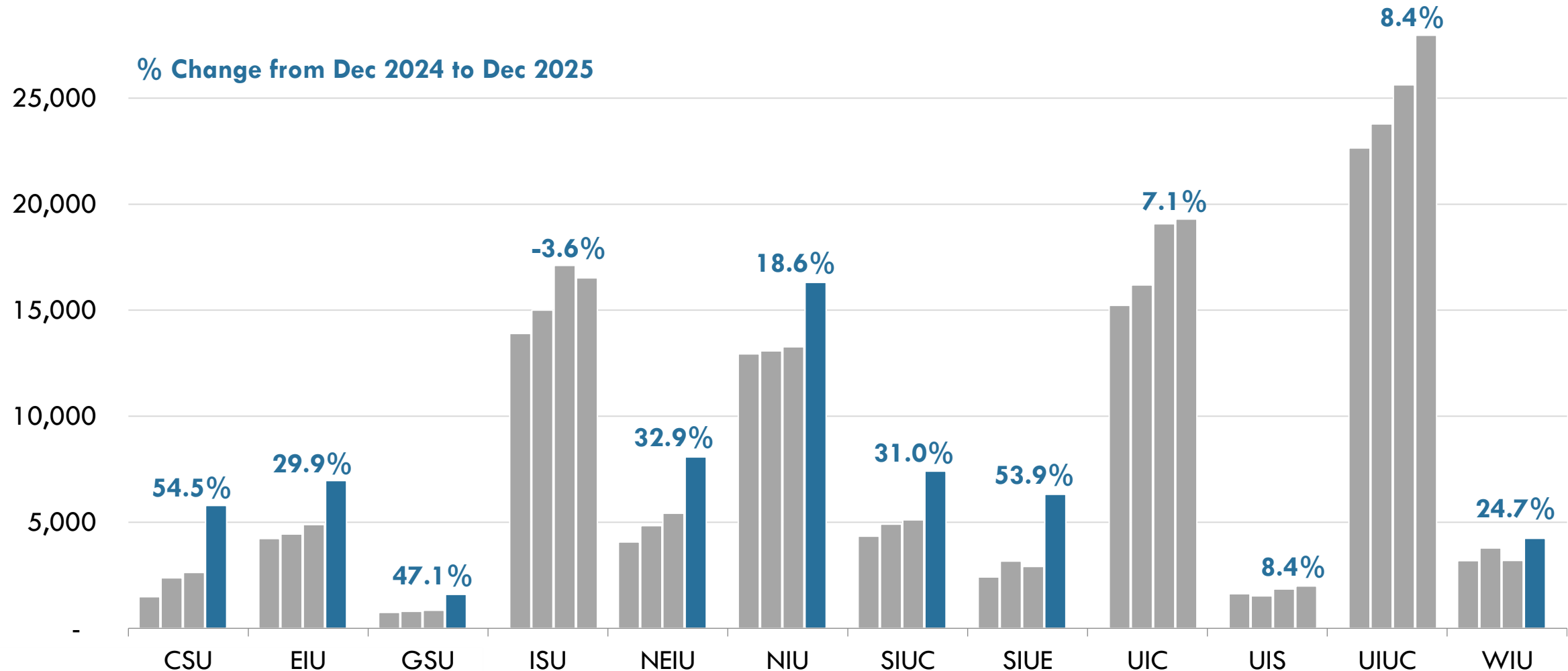


# Undergraduate Enrollment Has Bounced-Back

Fall Enrollment Trends: Undergraduate 2018 to 2025

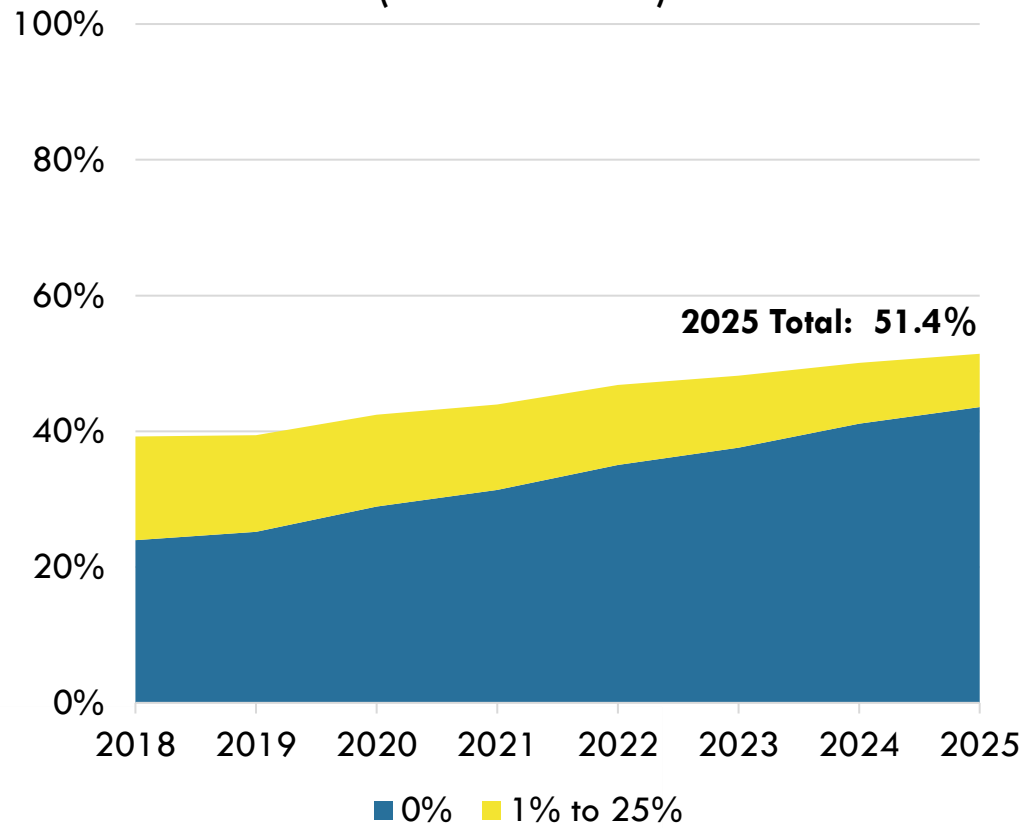


# Applications from Illinois Residents Increased through Common App

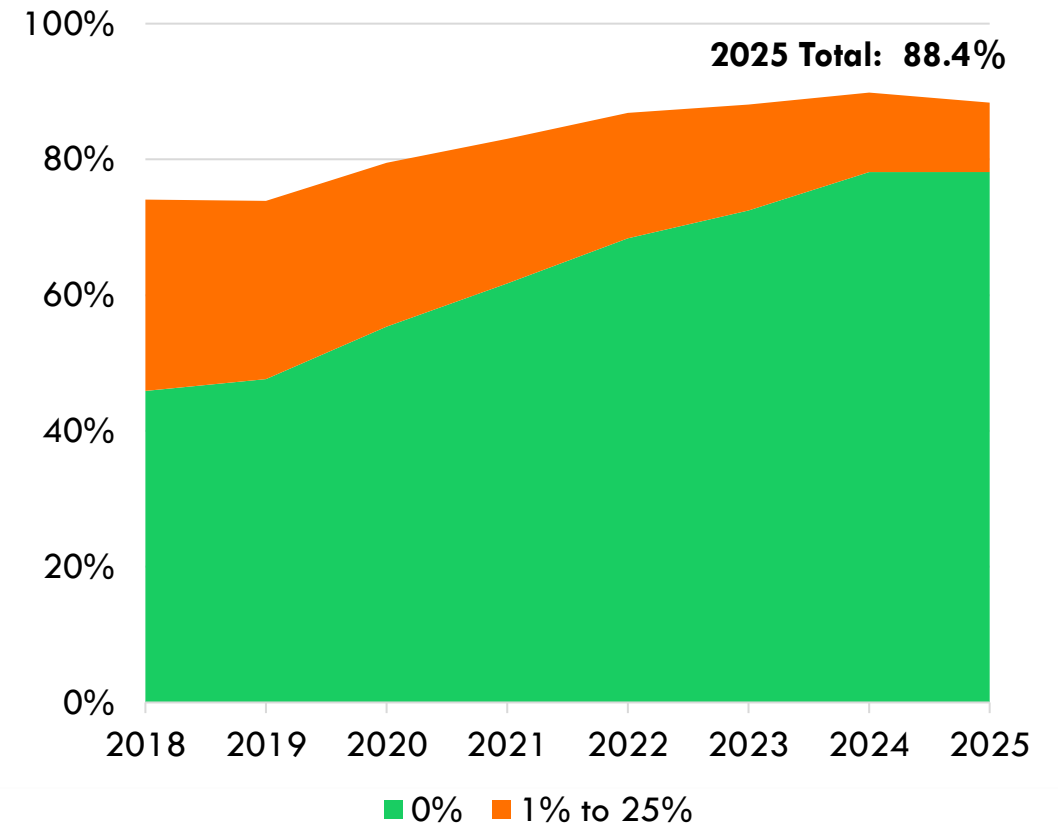


# Public University Affordability Has Increased: 44% of Illinois residents and 78% of low-income students pay no tuition and fees

Percent of Illinois Residents That Paid <25% Tuition & Fees Out of Pocket at Illinois Public Universities (FY18 to FY25)



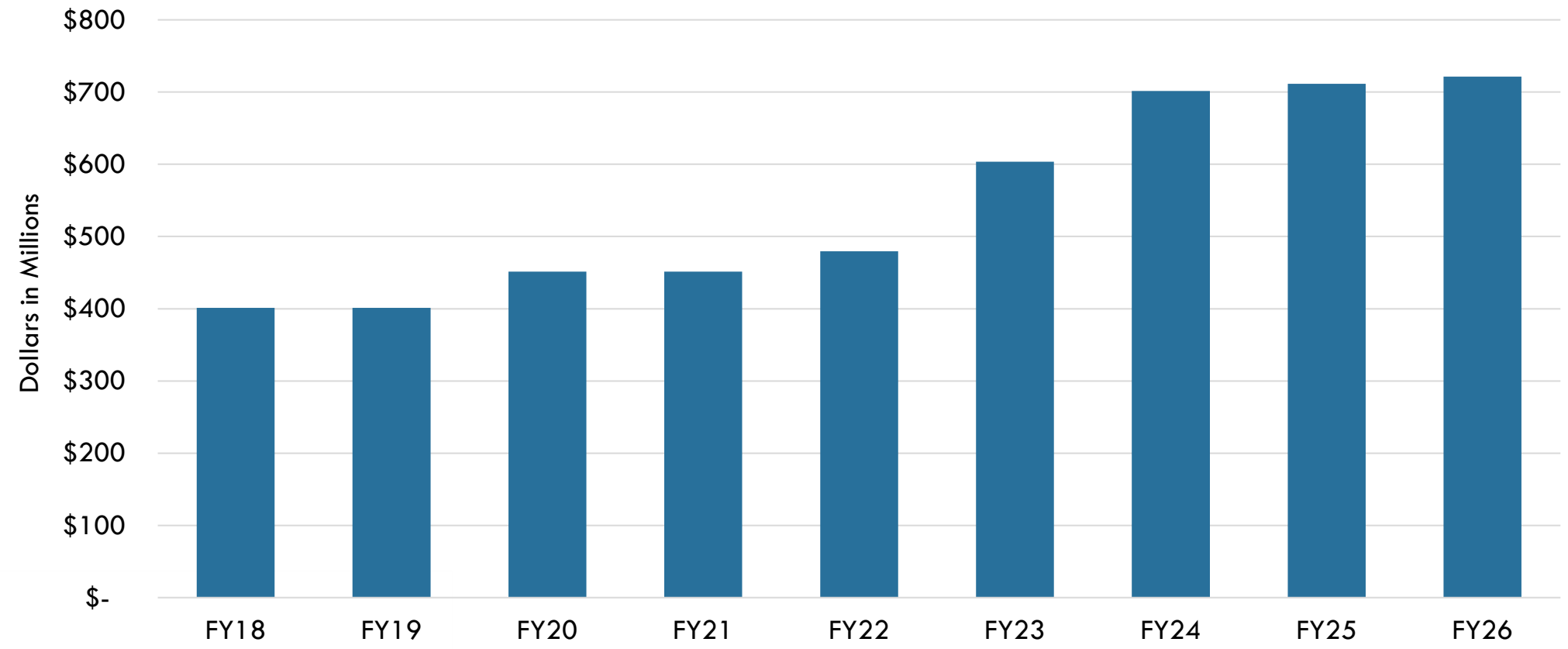
Percent of Pell-Eligible Students That Paid <25% Tuition & Fees Out of Pocket at Illinois Public Universities (FY18 to FY25)





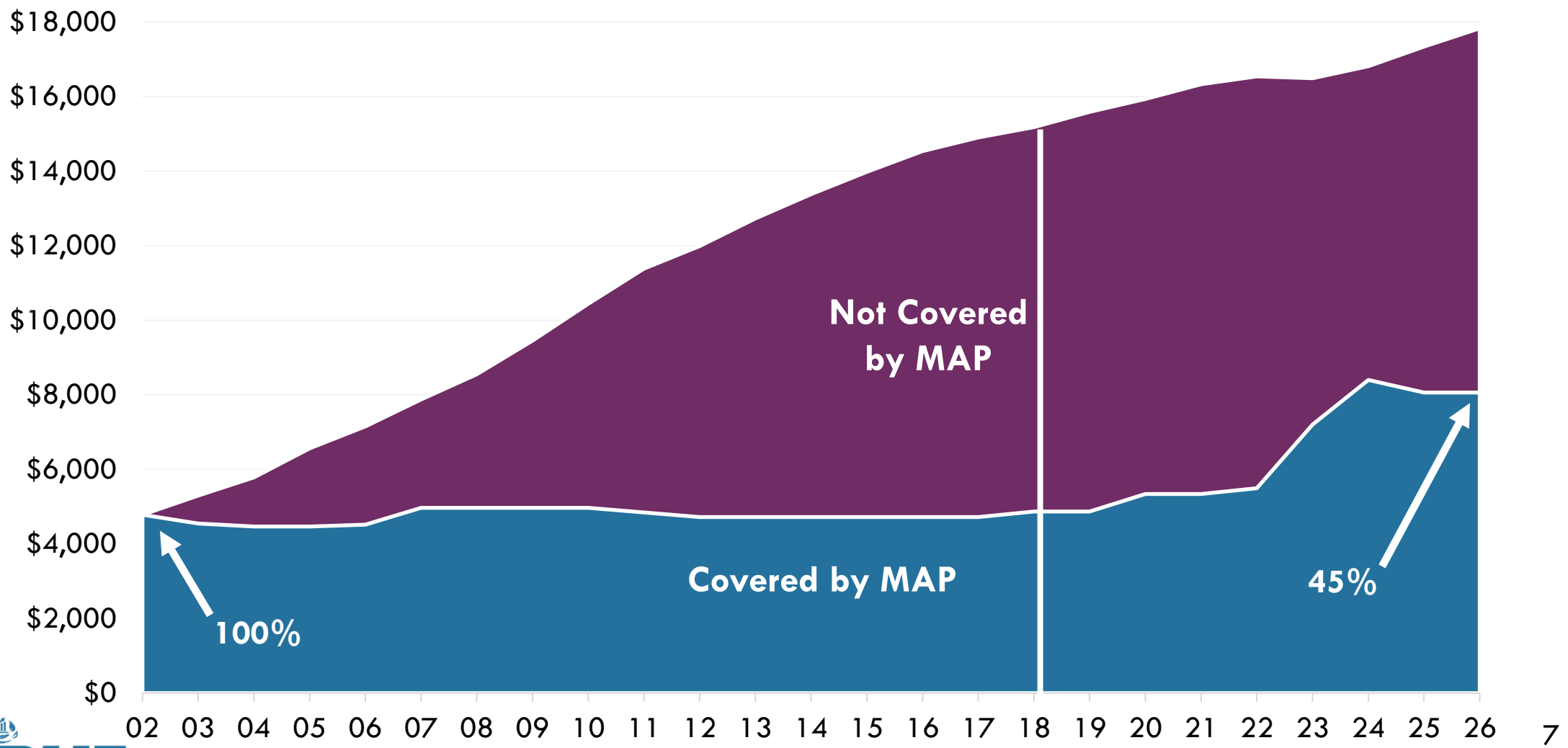
# Investment in MAP Drives Improved Affordability

MAP Appropriations History FY18-FY26



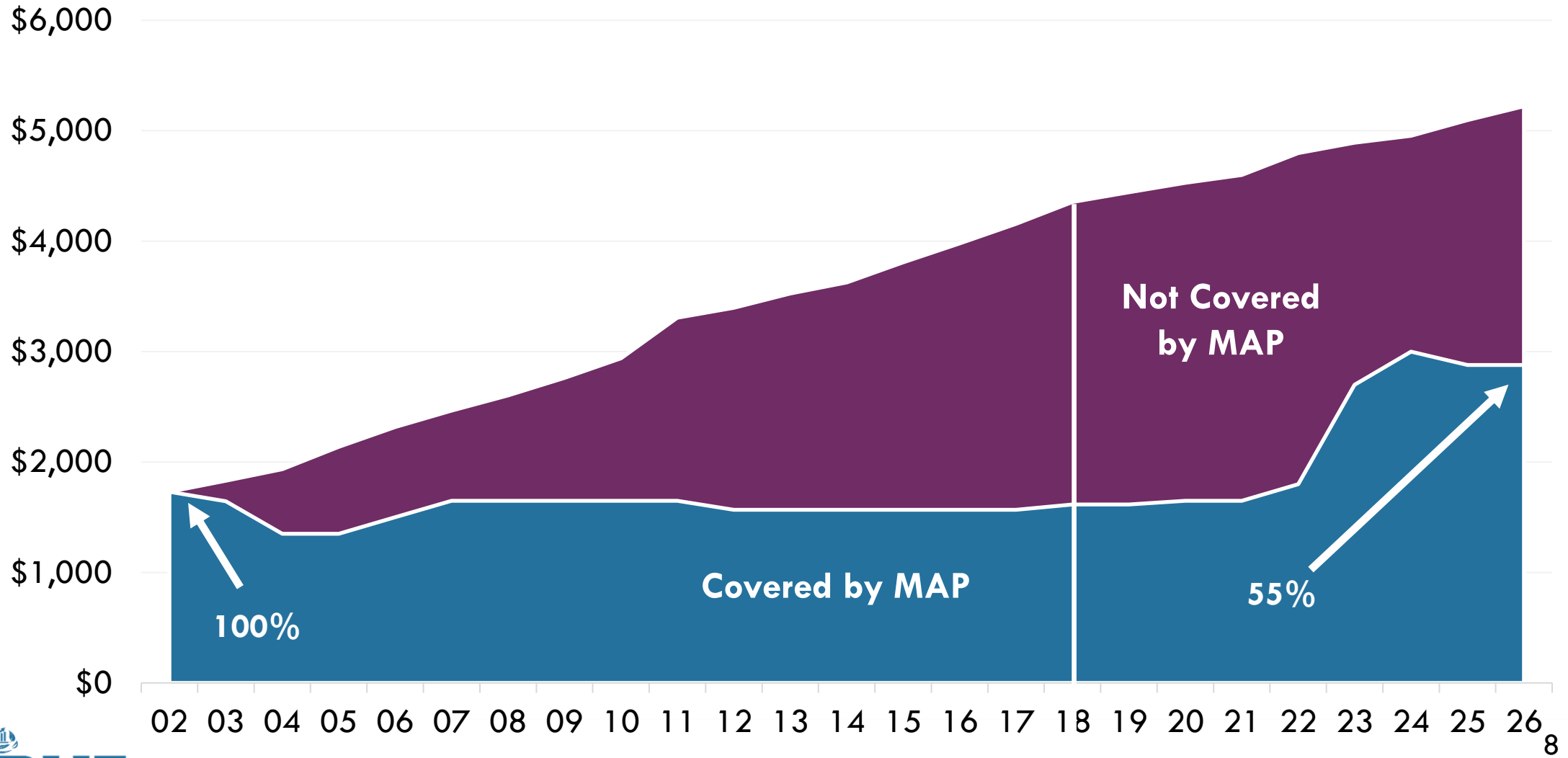


# MAP Covers 45% of Public University Weighted Tuition and Fees





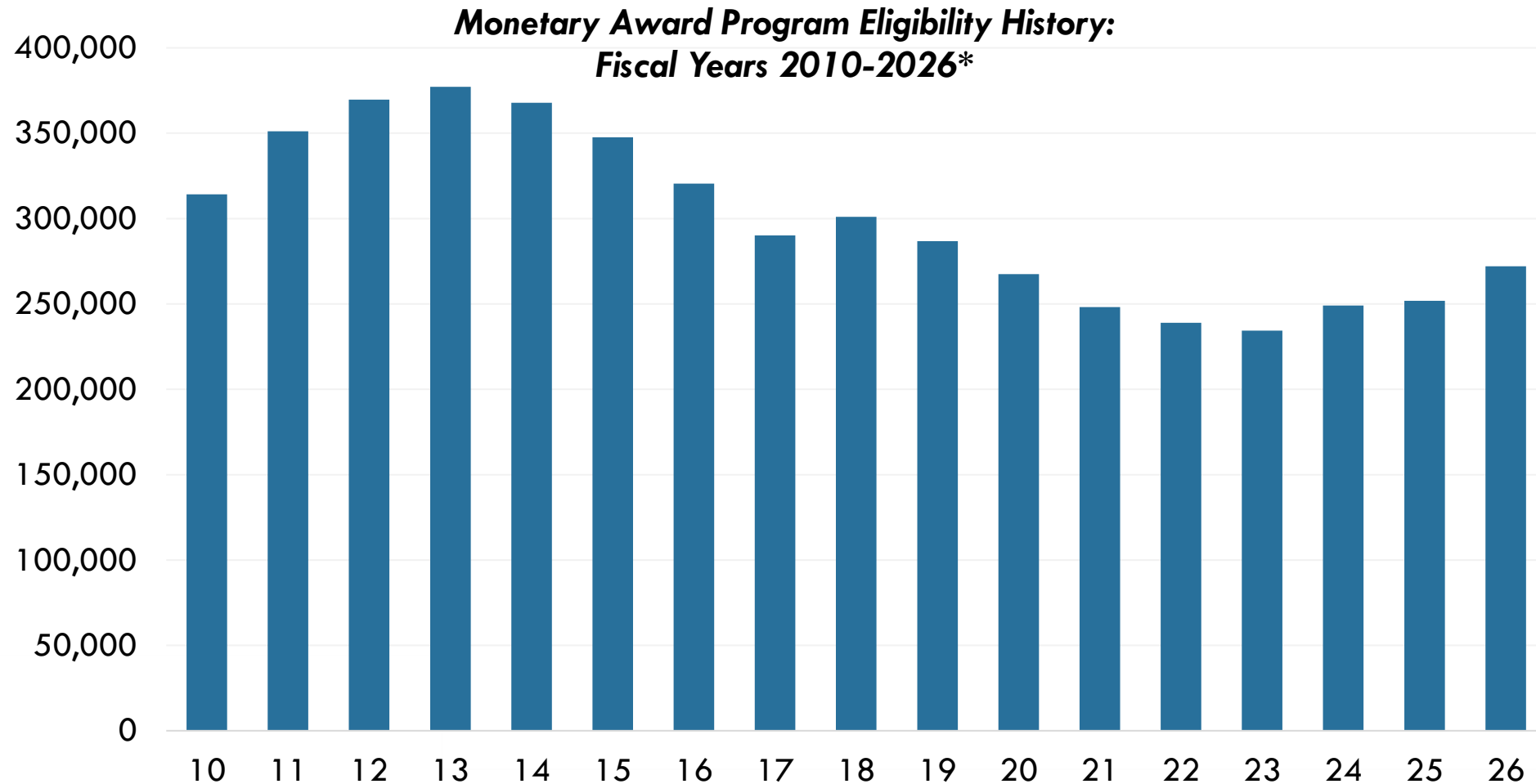
# MAP Covers 55% of Community College Weighted Tuition and Fees







# MAP-Eligible Students Applying Increased Again



\*FY 26 projected



## **AIM HIGH Attracts and Retains Illinois Students by Improving Affordability**

**14% of all undergraduates in FY 2025 received AIM HIGH**

**61% of AIM HIGH recipients in the most recent year received Pell, compared to 36% overall**

**AIM HIGH is a multi-year award. As university enrollment and retention rates have increased, fewer dollars are available to attract new students**



## Increase investments in MAP and AIM HIGH to increase affordability

### MAP




### AIM HIGH





## **\$3 M Increase Early Childhood Access Consortium for Equity Scholarship Funding to \$8 M**



**With federal funding, over \$76 M in scholarships awarded to 4,700 students**

**With initial state funding of \$5 million, over 660 students received scholarships**

**\$8 million will serve over 1,065 eligible students**





Investing in Institutions =  
Student Success

---





## Invest in Public Higher Education to Support Student Success



### 3% Operating Increase for Institutions

- **\$38.8 M** Increase for Public Universities based on Pell
- **\$9.4 M** Increase for Community Colleges
- **\$1.3 Increase** for Adult Education and Career and Technical Education programs





# Support Student Success through Grants, Collaboration, and Communities of Practice

\$1.0M Increase for Student Success Services, including Housing and Basic Needs Insecurity  
Continue \$1.3M Mental Health on Campus



Student Success Services



[HOUSE Liaisons](#)  
[Benefits Navigators](#)



Illinois Campus Cares Mental  
Health Services and  
[Illinois Campus Cares Technical  
Assistance Center](#)



## Investments that Align State's Economic Development and Higher Education Strategies



**The Illinois Mathematics and Science Academy (IMSA)** is a public residential high school for sophomores – seniors focused on STEM. IMSA also provides teacher professional development for K-12 educators across the state.

**\$365,000**  
**Increase**

**Recommend \$1.3 million increase for basic operational increases, offset by \$935,000 decrease for one-time development office support**





Invest \$2.5M in Agency Strategic Support of A  
*Thriving Illinois*

---

# State Universities Retirement System Certified Funding Level



| State Universities Retirement System*<br>\$ in Thousands | FY26 Enacted<br>Appropriation | FY27<br>Certified State<br>Contribution | Percentage Change<br>from FY26 |
|--|-------------------------------|---|--------------------------------|
| State Contribution                                       | 2,319,446                     | 2,366,144                               | 2.0%                           |
| Community College Health Insurance (CIP)                 | 10,967                        | 11,708                                  | 6.8%                           |
| Total General Revenue:                                   | \$2,330,413                   | \$2,377,852                             | 2.0%                           |
| Actual Change from FY26 Appropriation:                   |                               | \$47,439                                |                                |
| *SURS is not included in Total General Revenue table     |                               |   |                                |

SURS current Funded Ratio is 47.1%, as of June 30, 2025




## Continue Investments in Capital Infrastructure

### Reappropriate Capital Projects Underway

- 15 new construction projects with an appropriation value of \$1.2 billion are underway at public universities
- 47 capital renewal projects at an appropriation value of nearly \$560 million are underway at public universities
- 87 projects at a value of \$681.3 million are underway at community colleges

### Reappropriate Projects Appropriated But Not Released

- 5 public university new construction projects with appropriations totaling \$ 138 million
- 127 community college projects with appropriations of nearly \$547million



# Access, Affordability, Success

