

Federal COVID-19 Relief Funding Distribution to Illinois Higher Education Institutions

Coronavirus Aid, Relief, and Economic Security Act (CARES Act) and Coronavirus Response, Relief Supplemental Appropriations Act of 2021 (CRRSA Act), and American Recovery Plan Act of 2021 (ARPA)

	Public Universities	Community Colleges	Private Not-for-Profit	For Profit ¹	COVID-19 \$ Relief Total
CARES Act \$ All Funding Total	\$169,126,239	\$150,139,201	\$153,869,934	\$29,979,618	\$503,114,992
Direct CARES \$ for Students	\$68,497,838	\$63,177,912	\$68,430,754	\$14,989,809	\$215,096,313
Direct CARES \$ for Institutions	\$68,497,838	\$63,177,912	\$68,430,754	\$14,989,809	\$215,096,313
Minority Serving Institution Funding	\$3,696,134	\$5,684,725	\$2,617,670	\$-	\$11,998,529
Governors Emergency Ed. Relief Funds	\$28,434,430	\$17,832,797	\$1,589,449	\$-	\$47,856,676
Fund for the Improvement of Postsec. Ed.	\$-	\$265,855	\$12,801,307	\$-	\$13,067,162
% of Illinois Funding	33.6%	29.8%	30.6%	6.0%	100.0%
CRRSAA Act \$ Total	\$222,171,867	\$309,689,127	\$218,213,068	\$25,747,941	\$775,822,003
Direct CRRSA \$ Min for Students ^{2 3}	\$68,642,317	\$64,174,154	\$67,897,712	\$25,747,941	\$226,462,124
Direct CRRSA \$ Max for Institutions ⁴	\$146,739,183	\$231,591,357	\$145,268,217	\$-	\$523,598,757
Distance Education Aid ⁵	\$1,482,563	\$2,868,717	\$1,459,139	\$-	\$5,810,419
Minority Serving Institution Funding	\$4,170,318	\$7,605,198	\$2,455,682	\$-	\$14,231,198
Governors Emergency Ed. Relief Funds ⁶	\$-	\$-	\$-	\$-	\$-
Fund for the Improvement of Postsec. Ed.	\$1,137,486	\$3,449,701	\$1,132,318	\$-	\$5,719,505
% of Illinois Funding	28.6%	39.9%	28.1%	3.3%	100.0%
ARPA (estimated) \$ Total	\$377,505,000	\$501,732,000	\$369,404,000	\$15,594,000	\$1,264,235,000
Direct ARPA \$ Minimum for Students ³	\$188,752,500	\$250,866,000	\$184,702,000	\$15,594,000	\$639,914,500
Direct ARPA \$ Maximum for Institutions ⁴	\$188,752,500	\$250,866,000	\$184,702,000	\$-	\$624,320,500
Distance Education Aid ⁵	\$-	\$-	\$-	\$-	\$-
Minority Serving Institution Funding	\$-	\$-	\$-	\$-	\$-
Strengthening Institutions Prog. Funding	\$-	\$-	\$-	\$-	\$-
% of Illinois Funding (So far allocated)	29.9%	39.7%	29.2%	1.2%	100.0%
CARES, CRRSA, + ARPA (est) Fed Fund.	\$768,803,106	\$961,560,328	\$741,487,002	\$71,321,559	\$2,543,171,995
Minimum Amount to Student Aid	\$325,892,655	\$378,218,066	\$321,030,466	\$56,331,750	\$1,081,472,937
Maximum Amount to Institutional Aid	\$403,989,521	\$545,635,269	\$398,400,971	\$14,989,809	\$1,363,015,570
Distance Education Aid	\$1,482,563	\$2,868,717	\$1,459,139	\$-	\$5,810,419

¹ Allocations for national for profit schools estimated because CARES Act allocations national, not state level for national schools.

² Fewer not-for-profits received funding in Supplemental CARES Package than in the CARES Act Distribution.

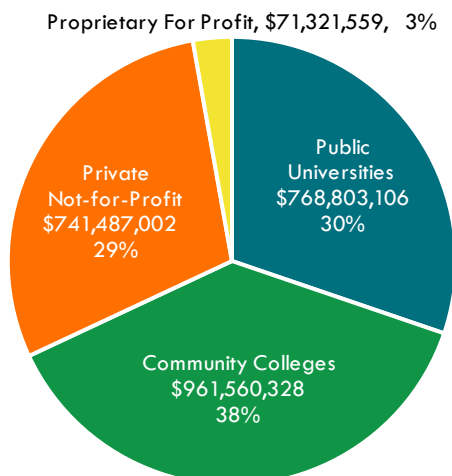
³ CFDA 84.425E – 84.425 Education Stabilization Fund Student Portion – minimum amount required for student aid.

⁴ CFDA 84.425F – 84.425 Education Stabilization Fund Institutional Portion – maximum allocation available to institutional aid.

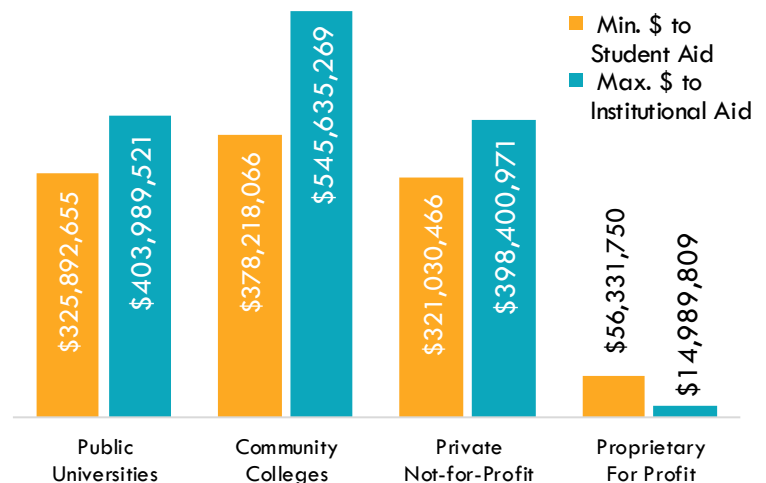
⁵ Section 314a1 – financial aid grants to students enrolled exclusively in distance education. (Section 314a4 - financial assistance to proprietary (for profit) institutions for financial aid grants to students.)

⁶ Additional funding anticipated in future releases

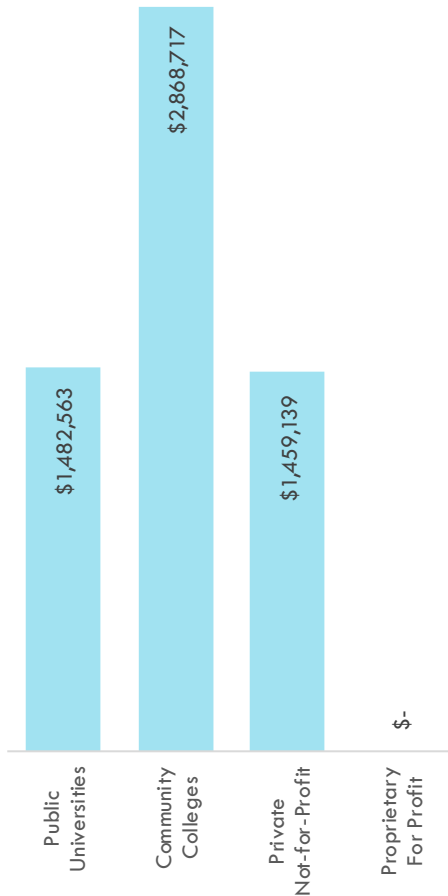
Federal COVID Relief for IL Higher Education



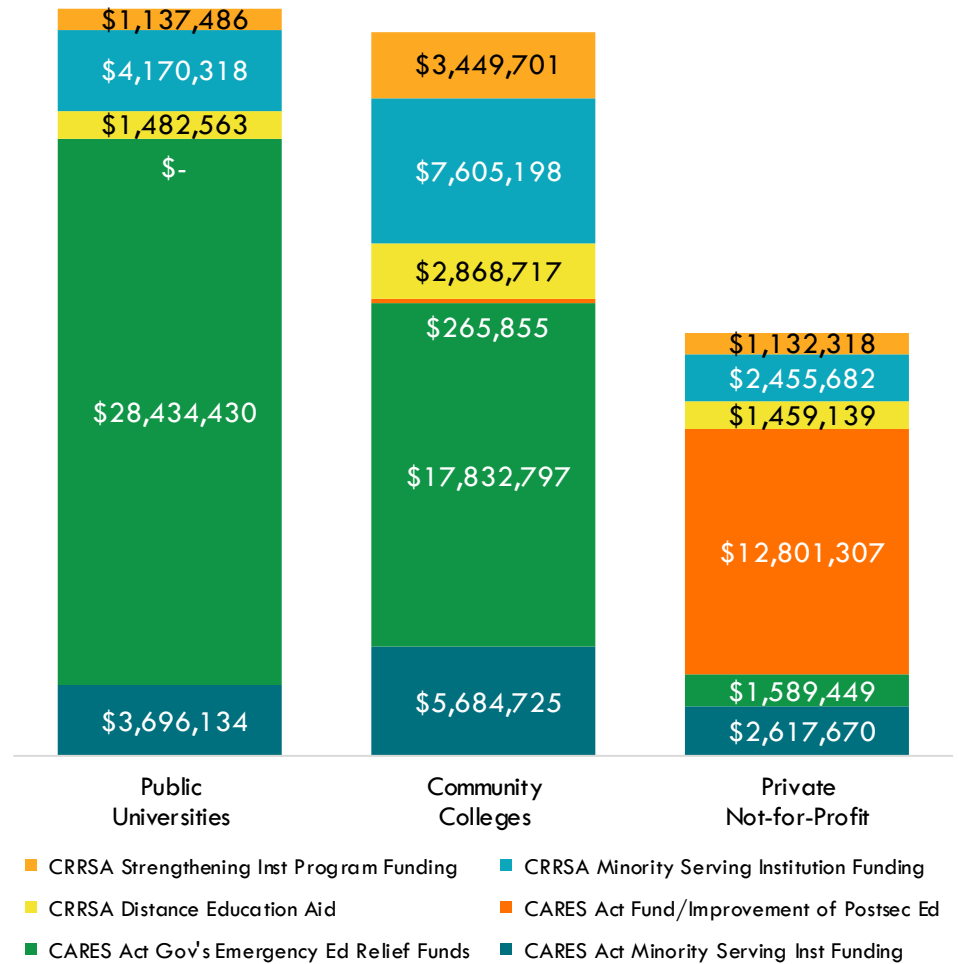
Federal COVID Student and Institutional Aid Distribution



**Federal COVID
Distance Education Funding
Distribution by Sector**



CRRSA A2 and A3 Allocations by Sector



CRRSA Funding Breakout by Category and Sector

