



ILLINOIS BOARD OF HIGHER EDUCATION
1 NORTH OLD STATE CAPITOL PLAZA, SUITE 333
SPRINGFIELD, ILLINOIS 62701-1377

JB Pritzker
Governor

Pranav Kothari
Chicago
Chair

Members

Sharon Bush
Chicago

Andrea Evans
Chicago

Jennifer Garrison
Vandalia

Veronica Herrero
Chicago
Kenneth Shaw
Chicago

Garth Walker
Chicago

Clarence Wyatt
Monmouth

Student Members

Sam Majka
Student Board Member

Magnus Noble
Nontraditional Student
Board Member

Ex Officio Representatives

Sylvia Jenkins
Illinois Community
College Board

Eric Zarnikow
Illinois Student
Assistance Commission

Executive Director
Ginger Ostro

IBHE.org

Phone 217.782.2551
Fax 217.782.8548
TTY 888.261.2881

Printed on Recycled Paper

January 31, 2024

TO: Senate President Don Harmon
Senate Minority Leader Dan McConchie
Secretary of the Senate Timothy Anderson

Speaker of the House Emanuel "Chris" Welch
House Minority Leader Jim Durkin
Acting Clerk of the House John W. Hollman

FROM: Ginger Ostro, Executive Director

RE: Annual Tuition Waiver and Tuition Quartiles Report
(Public Act 92-0051 and Public Act 101-0093)

We are pleased to submit to you the combined annual report on public university tuition and fee waivers as specified in Public Act 92-0051 and percent of tuition paid quartiles, as specified in Public Act 101-0093.

Please contact Jerry Lazzara at (217) 866-1443 if you have any questions about this report.

Enclosure

Illinois State Library Legislative Research Unit

**FISCAL YEAR 2023 ANNUAL REPORT
ON PUBLIC UNIVERSITY TUITION
AND FEE WAIVERS AND
TUITION QUARTILES**



Illinois Board of Higher Education
January 2024

ILLINOIS BOARD OF HIGHER EDUCATION

Members

Pranav Kothari, Chicago, Chair

Sharon Bush, Chicago

Andrea Evans, Chicago

Jennifer Garrison, Vandalia

Veronica Herrero, Chicago

Kenneth Shaw, Chicago

Garth Walker, Chicago

Clarence Wyatt, Monmouth

Sam Majka, Student Board Member

Magnus Noble, Nontraditional Student Board Member

Sylvia Jenkins, Ex Officio Representative, Illinois Community College Board

Eric Zarnikow, Ex Officio Representative, Illinois Student Assistance Commission

AGENCY

Illinois Board of Higher Education

1 N. Old State Capitol Plaza

Suite 333

Springfield, Illinois 62701-1377

217.782.2551

TTY 888.261.2881

FAX 217.782.8548

www.ibhe.org

Printed by Authority
of the State of Illinois
1/24 – 6c
Printed on Recycled Paper

This report looks at affordability in two specific ways: the percentage of tuition and fees that students pay and students that receive waivers of tuition and fees. IBHE annually collects information from Illinois public universities on the amount and value of tuition waivers granted by student level, type of waiver (mandatory or discretionary), and specific waiver program.

Beginning in 2020, a new requirement was added that IBHE collect and include data on the percentage of out-of-pocket tuition and fees paid by students each year. Consistent with the Board’s focus on equity, we have shown the impact on students by socio-economic status and race/ethnicity.

Tuition Paid by Quartiles

This section details the percent of tuition and fees paid by undergraduate students based on the following five ranges:

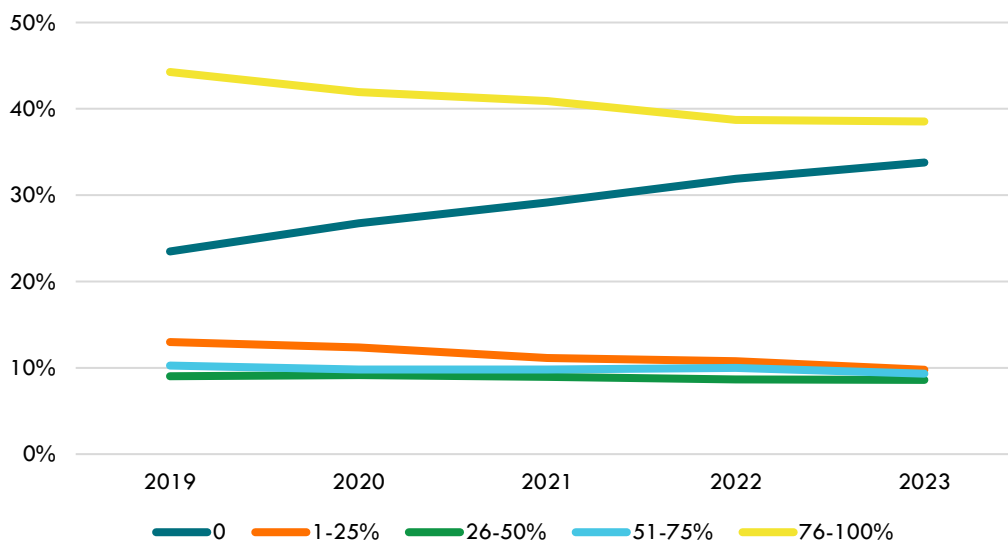
Percentage of Tuition and Fees Paid
0%
1% - 25%
26% - 50%
51% - 75%
76% - 100%

The tuition and fees reflect the amount the student paid (including from loans and work study) after all scholarships, grants, and other financial assistance have been applied to the students’ tuition charge.

Findings

In Fiscal Year 2023, of the 127,967 undergraduate students reported, 38.5% (49,310) paid at least 76% of their tuition and fees, down from 44.3% in Fiscal Year 2019. In Fiscal Year 2023, 33.8% (43,224) of students paid zero, up from 23.5% in 2019. Figure 1 shows a year-over-year comparison of the number of students in each quartile range from Fiscal Year 2019 through 2022.

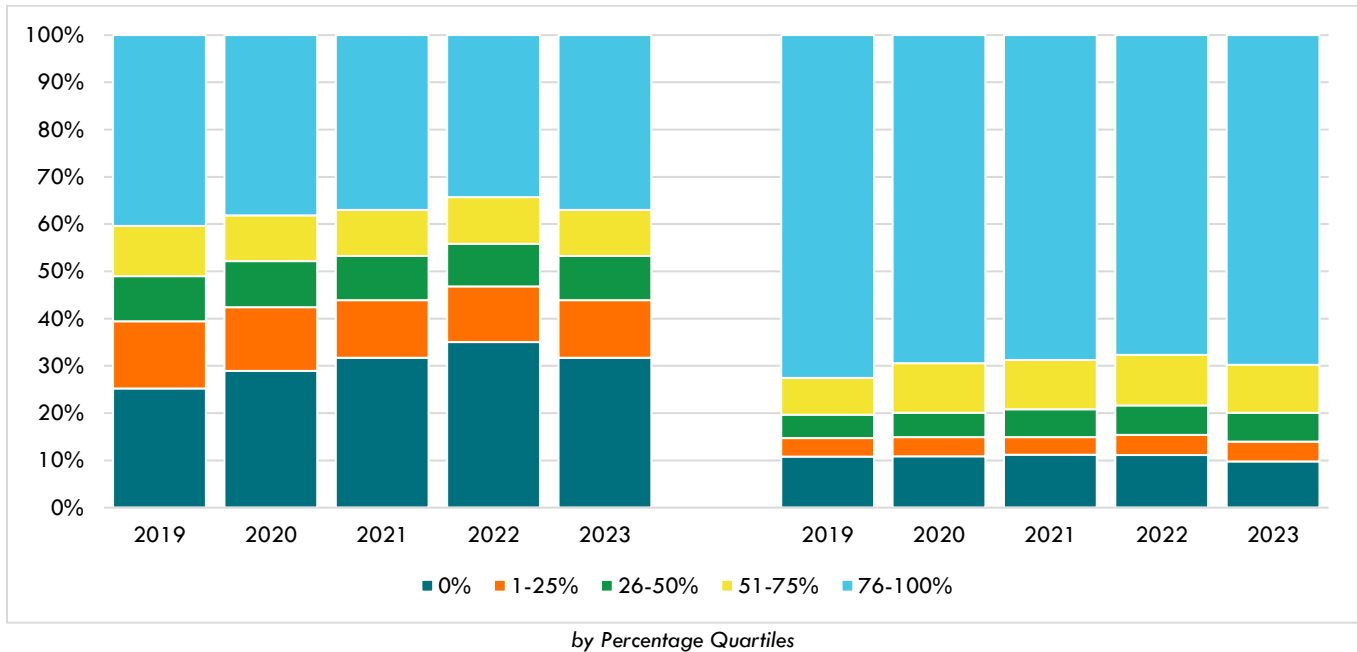
Figure 1: Undergraduate Tuition Paid by Quartile Range



Residency. Over half of all in-state undergraduates paid less than 50% of their 2023 tuition and fees. In Fiscal Year 2023, 33.6% of in-state students paid at least 76% of their tuition and fees, while 37.6% paid zero. Significantly, the percentage of residents who paid no tuition and fees increased from 25.2% in 2019 to 37.6% in 2023. Out-of-state students were more likely to pay a higher share of tuition and fees, with 69.8% of out-of-state students paying at least 76% of tuition and fees and only 9.8% paying zero in Fiscal Year 2023. Figures 2 and 3 display the differences in the percentages of students in each category for residents versus non-residents.

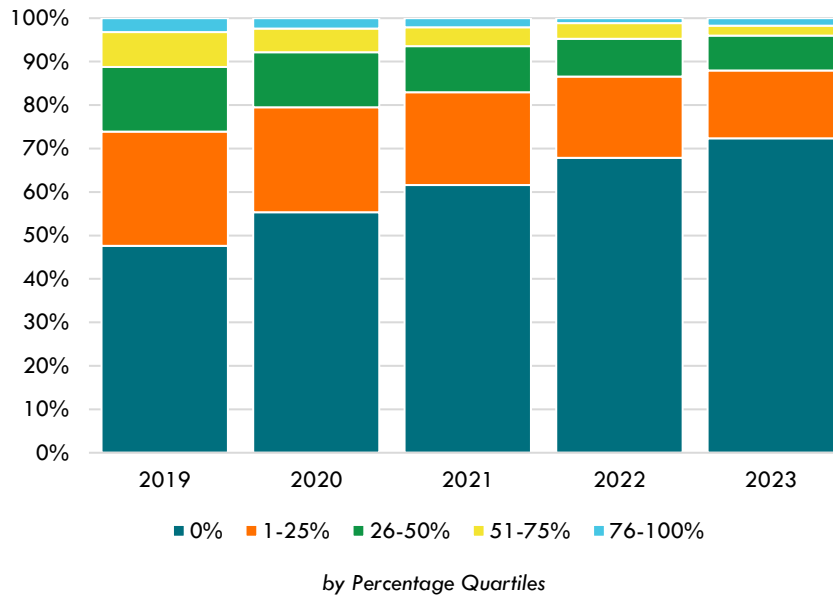
Figure 2: Resident Undergraduate Students Paying Tuition and Fees

Figure 3: Non-Resident Undergraduate Students Paying Tuition and Fees



Socio-Economic Status. Students eligible for the Pell grant come from low-income households and therefore receive much-needed government assistance to help cover the cost of tuition and fees. In Fiscal Year 2023, over 72.4% of Pell eligible students paid nothing out of pocket for their tuition and fees. This number has been on a steady increase over the past 5 years. In Fiscal Year 2019, only about 47.6% of these students had their tuition and fee costs entirely covered by financial aid, scholarships, and grants. In 2019, only 3.2% of Pell-eligible students paid over 75% of their tuition and fees. This number has decreased to 1.7% in 2023. Figure 4 illustrates these trends over time and the data suggests that the cost to obtain a degree at an Illinois public university is becoming more and more affordable for low-income students with each passing year.

Figure 4: Pell Eligible Undergraduate Students Paying Tuition and Fees



Race/Ethnicity. In Fiscal Year 2023, nearly half of White undergraduates and over half of Asian undergraduate students paid at least 76% of their tuition and fees. In contrast, 57% of African American and 50% of Latino students paid no tuition and fees, as seen in Figure 5. Shown in Figures 6 and 7, the percentage of students paying zero has increased for all demographics except for Asian which has stayed about the same. In addition, the percentage of students paying 76% or more of their tuition and fees has declined over the past three years for all demographics except for Asian who has increased slightly over that span.

Figure 5: 2023 Undergraduate Students Paying Tuition and Fees by Percentage Quartiles by Race

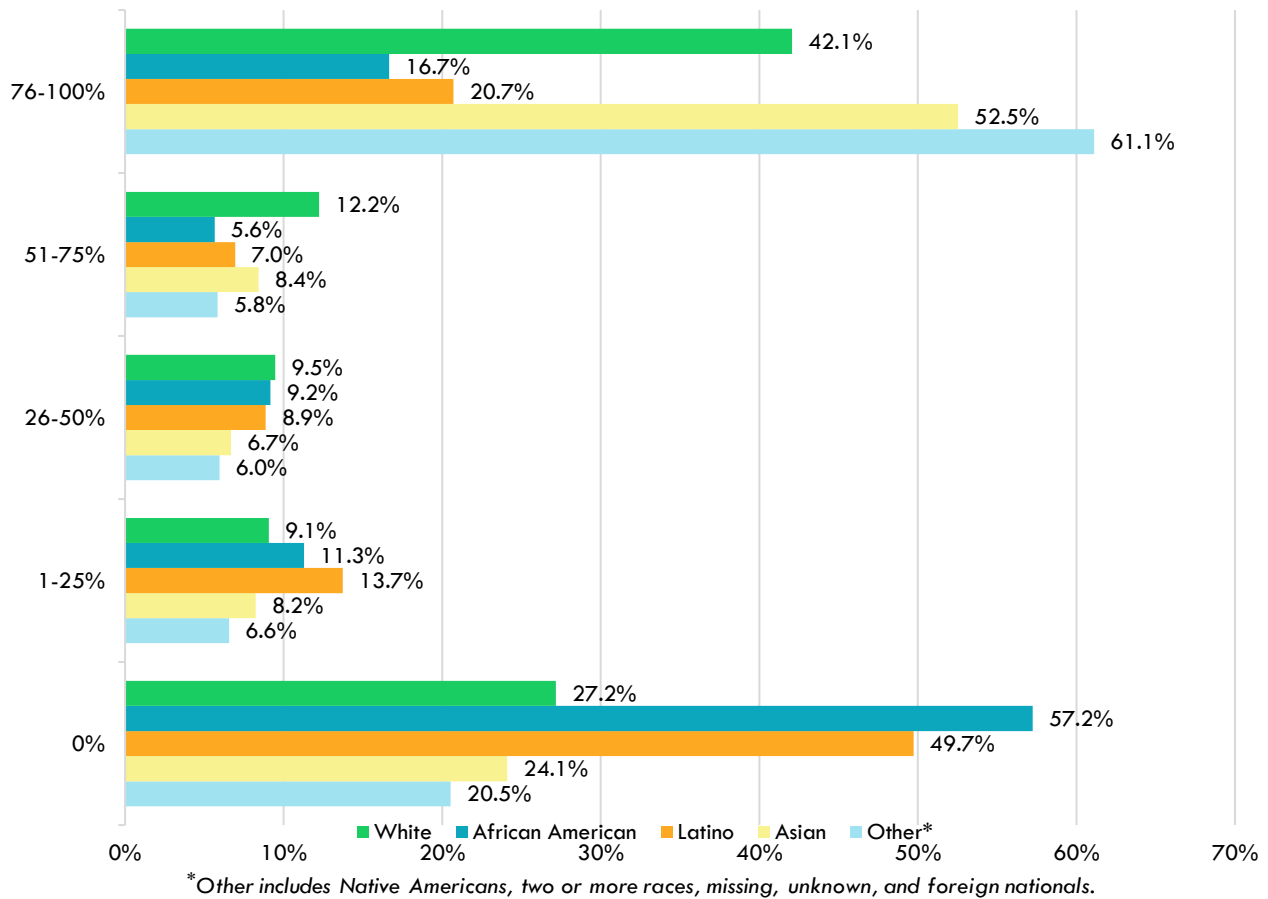
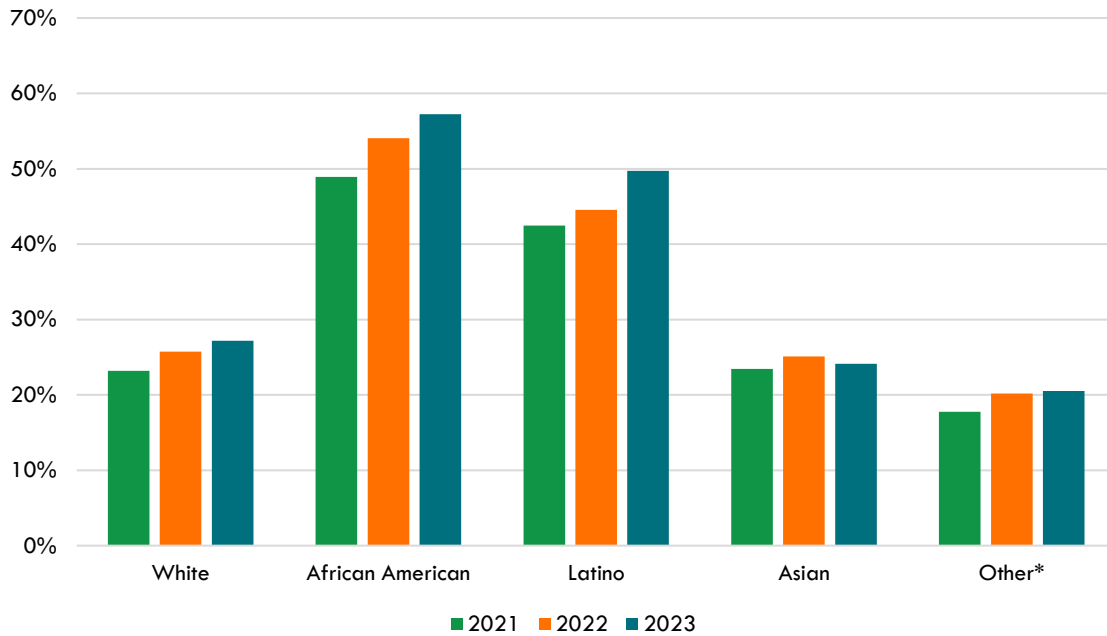
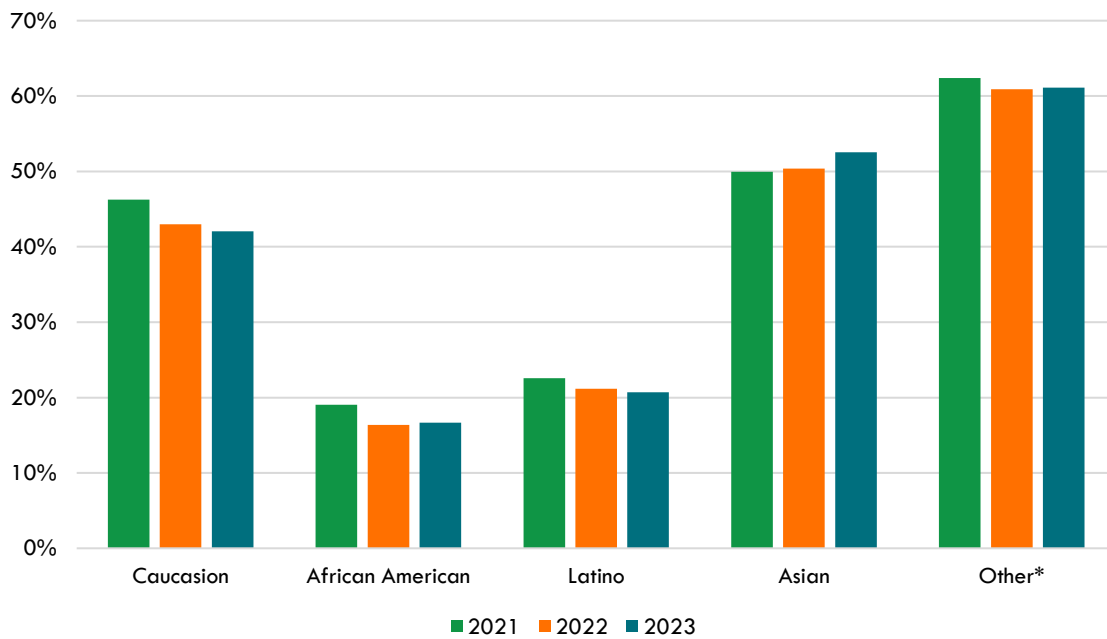


Figure 6: Undergraduate Students Paying Zero Percent of their Tuition and Fees by Percentage Quartiles by Race 2021 Through 2023



*Other includes Native Americans, two or more races, missing, unknown, and foreign nationals.

Figure 7: Undergraduate Students Paying Over 75 Percent of their Tuition and Fees by Percentage Quartiles by Race 2021 Through 2023



*Other includes Native Americans, two or more races, missing, unknown, and foreign nationals.

Tuition Waivers

Background on Waivers. Tuition and fee waivers are a type of institutional financial aid that exempts students from paying a portion or all tuition and fee charges. Tuition and fee waivers are typically awarded at the undergraduate level to students with special talents and/or financial needs. Graduate-level tuition and fee waivers are typically awarded to students serving as teaching or research assistants.

Waivers serve multiple purposes: they provide access to higher education programs, promote scholarships, provide a recruitment tool, provide employee benefits, and enhance the educational environment by promoting a diverse

student body. Illinois public university waivers fall into one of two categories, mandatory or discretionary. Mandatory waivers are authorized and required by state statute. Discretionary waivers are determined at the institutional level and used by universities to provide access to higher education for students who possess specific academic or athletic talents and for special status students, such as out-of-state and foreign students.

The Standard Tuition and Fee Waiver Chart of Accounts, attached as Appendix C to this report, provides a complete description of each waiver category.

Summary Findings. In Fiscal Year 2023, public universities issued a total of 40,760 waivers at a value of \$496.4 million, up slightly from Fiscal Year 2022 at a total value of \$487.9 million. Graduate student waivers account for the majority of waivers granted at Illinois public universities, with most of these being graduate teaching/research assistants. Figure 8 provides the total number of recipients and dollar values of mandatory and discretionary waivers granted at both the undergraduate and graduate levels for Fiscal Year 2022 and Fiscal year 2023. Detailed data by institution for Fiscal Year 2023 are included in Appendix B.

Figure 8: Mandatory and Discretionary Tuition and Fee Waivers by Level of Study Fiscal Years 2022-2023

	Fiscal Year 2022			Fiscal Year 2023		
	Recipients**	\$ Value	% of Total	Recipients**	\$ Value	% of Total
Undergraduate	18,435	\$ 113,370	23.2%	18,073	\$ 113,697	22.9%
Mandatory	6,065	47,686	9.8%	5,860	47,430	9.6%
Discretionary	12,370	65,684	13.5%	12,213	66,267	13.3%
Graduate	22,320	\$ 374,551	76.8%	22,687	\$ 382,695	77.1%
Mandatory	1,091	9,237	1.9%	1,043	8,727	1.8%
Discretionary	21,229	365,314	74.9%	21,644	373,968	75.3%
Total	40,755	\$ 487,921	100.0%	40,760	\$ 496,392	100.0%
Mandatory	7,156	56,923	11.7%	6,903	56,158	11.3%
Discretionary	33,599	430,998	88.3%	33,857	440,235	88.7%

(Dollars in Thousands)

*This total represents an unduplicated number of waiver recipients to reflect the true headcount. Therefore, the sum of mandatory and discretionary waivers may not equal the total for each level of study if a recipient received both mandatory and discretionary waivers.

Undergraduate Waivers. The total value of undergraduate waivers increased slightly by 0.3 percent, from \$113.4 million in Fiscal Year 2022 to \$113.7 million in 2023. Undergraduate waivers accounted for 22.9% of the total value of all public university tuition and fee waivers in Fiscal Year 2023. Of the \$113.7 million in total undergraduate waivers, approximately \$47.4 million (41.7 percent) were mandatory and \$66.3 million (58.3 percent) were discretionary. The largest mandatory waiver program, Veteran Grants and Scholarships, totaled \$17.9 million, or 37.7% of the value of undergraduate mandatory waivers in Fiscal Year 2023.

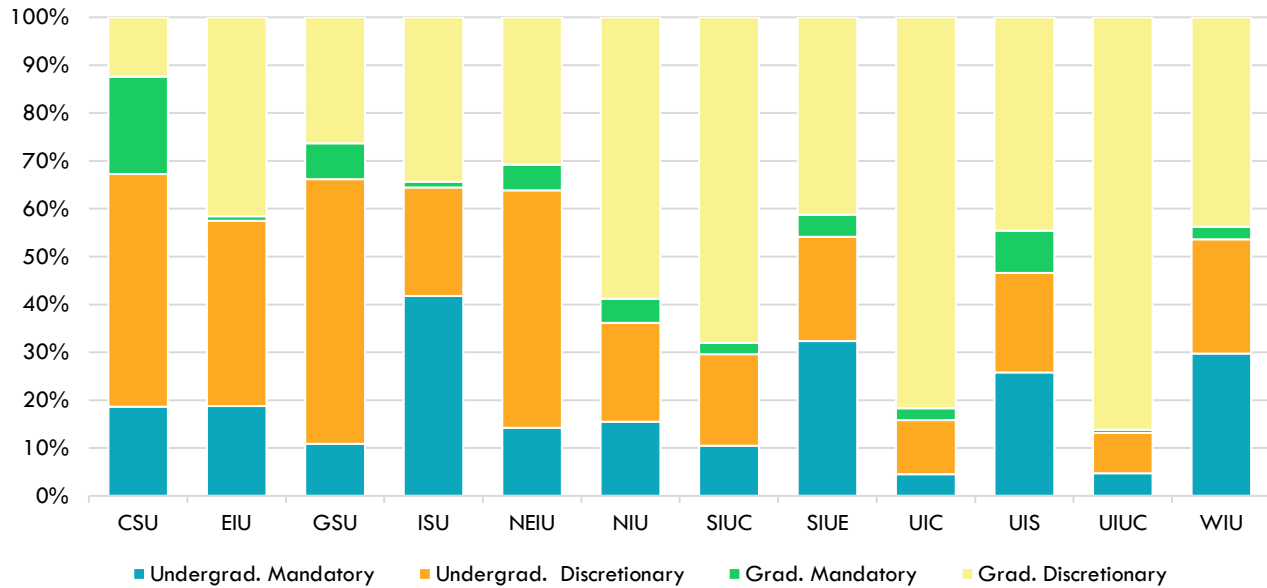
Graduate Waivers. Graduate students play an integral role in the educational missions of Illinois public universities, enriching the educational environment by serving as instructors and teaching assistants for undergraduate course sections and provide valuable research assistance. These waivers further enable Illinois public universities to remain competitive in attracting the best graduate students. Graduate waivers accounted for 76.8% of the value of all public university waivers in Fiscal Year 2022. Graduate assistant waivers, which consists primarily of waivers for graduate, teaching, and research assistantships, accounted for 77.1% of the value of all public university graduate tuition and fee waivers granted in Fiscal Year 2023.

Public universities awarded graduate waivers to 22,687 recipients totaling \$382.7 million in Fiscal Year 2023. Of

the total, approximately 97.7 percent, or \$374 million, were for discretionary waivers, and of those, graduate assistant waivers totaled \$290.5 million. From Fiscal Year 2022 to Fiscal Year 2023, the value of graduate tuition and fee waivers increased, from \$374.5 million to \$382.7 million, which is an increase of about 2.2 percent.

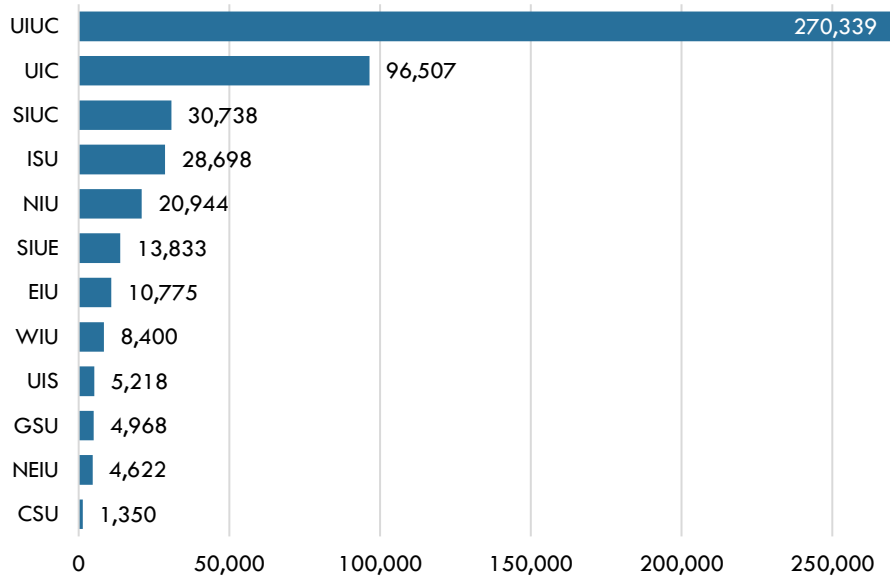
Waiver Distribution. Figure 9 displays the proportion of waiver dollars dedicated to each category. Graduate discretionary waivers accounted for more than 50% of the total at NIU and SIUC, and over 80% at UIC, and UIUC. The smallest category for every institution is graduate mandatory waivers, where it accounts for less than 10% at every university except for CSU, who has a larger proportional share due to their small amount of discretionary graduate assistant waivers compared to most universities. Mandatory undergraduate waivers make up less than 30% of the total, with the exception of ISU which is at about 42% and is largely driven by their special education teacher waivers, which make up 22% of their total waivers on their own.

Figure 9: Waiver Dollar Amount Distribution by University



Total waiver value from every university can be seen in Figure 10 below. Of the total \$496.4 million in waivers in Fiscal Year 2023, UIUC is responsible for over half with \$270.4 million. CSU is responsible for the least amount of waiver dollars with only about \$1.35 million.

Figure 10: 2022 Tuition Waiver Dollars by Public University



Military Personnel Waivers

The report includes the number of recipients and value for the unfunded or waived portion of the Illinois Veteran Grant, Illinois National Guard Grant, and MIA/POW Scholarship Program tuition and fee waivers that were not reimbursed to the institution by the State. In the past, the State reimbursed the institutions for most of the cost of this mandatory waiver. In total, Illinois public universities waived approximately \$24.1 million in tuition and fees during Fiscal Year 2023 for eligible military veterans that were not reimbursed by the state.

The following table illustrates the quantity of Veterans and National Guard scholarships at Illinois public colleges and universities. Waivers can be used for either undergraduate or graduate studies. Since 2021, military personnel waivers at community colleges have been fully covered by state appropriations. However, public universities still do not receive any funding to cover the costs of these grants, resulting in a reduction in the amount of tuition income revenues available to institutions.

Figure 11: Impact of Veterans & National Guard Scholarships on Public Universities Fiscal Year 2023

Public University	Veterans & National Guard Awards	Total Waiver \$ \$ in Thousands
Chicago State University	47	\$247.9
Eastern Illinois University	131	\$751.4
Governors State University	113	\$712.5
Illinois State University	389	\$3,438.5
Northeastern Illinois University	65	\$395.6
Northern Illinois University	332	\$2,746.9
Southern Illinois University Carbondale	356	\$2,520.2
Southern Illinois University Edwardsville	422	\$3,319.5
University of Illinois Chicago	322	\$3,787.6
University of Illinois Springfield	193	\$1,115.5
University of Illinois Urbana-Champaign	366	\$3,417.4
Western Illinois University	278	\$1,696.0
TOTAL	3,014	\$24,149.1

\$ in Thousands

Table A-1

Fiscal Years 2022 and 2023
All Public Universities
Undergraduate and Graduate Tuition and Fee Waivers

Note: Recipients are represented once for each waiver program
Rounding may cause some small variances in total values

(in thousands of dollars)

	FY22		FY23		FY22 - FY23	
	Number of Recipients* (unduplicated)	Value of Waivers	Number of Recipients* (unduplicated)	Value of Waivers	\$ Change Value of Waivers	% Change Value of Waivers
MANDATORY WAIVER CATEGORY						
Unduplicated Mandatory Waiver Count & Total Value ***	7,156	\$ 56,922.6	6,903	\$ 56,157.6	\$ (765.0)	(1.3) %
PROGRAM						
Teacher/Special Education	762	10,120.9	747	9,760.0	(361.0)	(3.6)
General Assembly	-	-	-	-	-	-
ROTC	473	4,276.9	457	4,209.7	(67.3)	(1.6)
DCFS	302	2,539.4	278	2,268.0	(271.4)	(10.7)
Children of Employees	2,025	10,779.0	1,993	10,772.7	(6.3)	(0.1)
Senior Citizens	60	280.5	66	269.3	(11.2)	(4.0)
Honorary Scholarships	381	5,044.5	342	4,554.5	(490.0)	(9.7)
Veterans Grants & Scholarships *	3,121	23,660.5	3,014	24,149.1	488.6	2.1
Other **	47	220.7	22	174.3	(46.4)	(21.0)
DISCRETIONARY WAIVER CATEGORY						
Unduplicated Discretionary Waiver Count & Total Value ***	33,599	\$ 430,998.4	33,857	\$ 440,234.6	\$ 9,236.2	2.1
PROGRAM						
Faculty/Administrators (Non-Civil Service)	1,227	9,354.5	1,277	9,789.6	435.1	4.7
Civil Service	1,465	9,505.9	1,444	9,657.5	151.6	1.6
Academic/Other Talent	7,428	43,973.4	7,600	42,788.8	(1,184.6)	(2.7)
Athletic	1,656	13,103.7	1,645	12,602.8	(500.9)	(3.8)
Gender Equity in Intercollegiate Athletics	622	4,502.6	588	4,735.2	232.6	5.2
Foreign Exchange Students	622	11,890.6	684	12,802.5	911.9	7.7
Out-of-State Students	36	464.3	49	574.7	110.4	23.8
Foreign Students	1,433	762.4	1,529	736.1	(26.3)	(3.4)
Student Need - Total	3,851	13,441.3	3,353	11,840.7	(1,600.6)	(11.9)
Financial Aid	2,706	10,924.0	3,347	9,312.3	(1,611.7)	(14.8)
Special Programs	1,145	2,517.4	2,060	2,528.4	11.1	0.4
Cooperating Professionals	1,175	3,474.5	1,140	3,867.5	393.0	11.3
Assistants - Total	17,969	281,689.6	18,128	290,800.0	9,110.4	3.2
Research Assistants	6,489	133,006.1	6,455	135,796.2	2,790	2.1
Teaching Assistants	6,925	109,602.4	6,394	106,997.6	(2,605)	(2.4)
Other Assistants	4,555	39,081.2	5,279	48,006.3	8,925	22.8
All Other - Total	2,225	38,835.8	2,342	40,039.2	1,203.4	3.1
Other **	1,425	32,472.6	1,419	33,047.2	574.6	1.8
Student Employment	-	-	167	1,009.8	1,009.8	-
Interinstitutional/Related Agencies	477	2,272.7	367	1,940.2	(332.5)	(14.6)
Retired University Employees	62	196.9	168	498.9	302.0	153.4
Children of Deceased Employees	11	74.5	17	126.5	52.0	69.7
Contract/Training Grants	250	3,819.1	204	3,416.6	(402.5)	(10.5)
Total count of Waivers****	40,330	\$ 487,921.0	40,580	496,392.1	\$ 8,471.2	1.7 %

* Illinois Veterans Grants (ISAC), Illinois National Guard Grants (ISAC), and POW/MIA Scholarships. Includes only the waived (unfunded) portion of these grants.

** Other waiver categories must be approved by the Board of Higher Education prior to reporting.

*** Each recipient is only counted once in each category even if they receive multiple waivers in the same category. The totals only count the recipient one time so these numbers may not equal the total recipients.

**** Recipients are only counted once in the number of recipients for total waivers. The sum of mandatory waiver and discretionary waiver recipients may not equal the total waivers reported.

Table A-2

Fiscal Years 2022 and 2023
All Public Universities
Undergraduate Tuition and Fee Waivers

Note: Recipients are represented once for each waiver program
Rounding may cause some small variances in total values

(in thousands of dollars)

	FY22		FY23		FY22 - FY23	
	Number of Recipients (unduplicated)	Value of Waivers \$	Number of Recipients (unduplicated)	Value of Waivers \$	\$ Change Value of Waivers \$	% Change Value of Waivers %
MANDATORY WAIVER CATEGORY						
Unduplicated Mandatory Waiver Count & Total Value ***	6,065	\$ 47,685.7	5,860	\$ 47,430.2	\$ (255.5)	(0.5) %
PROGRAM						
Teacher/Special Education	638	9,044.8	602	8,387.3	(657.4)	(7.3)
General Assembly	-	-	0	0	-	-
ROTC	468	4,214.1	451	4,132.7	(81.4)	(1.9)
DCFS	293	2,378.6	271	2,177.5	(201.1)	(8.5)
Children of Employees	2,025	10,779.0	1,992	10,772.1	(6.9)	(0.1)
Senior Citizens	31	125.0	29	116.0	(9.0)	(7.2)
Honorary Scholarships	323	4,151.0	298	3,826.7	(324.2)	(7.8)
Veterans Grants & Scholarships *	2,259	16,801.3	2,215	17,897.6	1,096.3	6.5
Other **	43	191.9	17	120.2	(71.7)	(37.4)
DISCRETIONARY WAIVER CATEGORY						
Unduplicated Discretionary Waiver Count & Total Value ***	12,370	\$ 65,684.1	12,213	\$ 66,266.8	\$ 582.8	0.9 %
PROGRAM						
Faculty/Administrators (Non-Civil Service)	48	204.1	61	229.3	25.2	12.4
Civil Service	462	2,190.1	444	2,154.5	(35.6)	(1.6)
Academic/Other Talent	5,210	20,568.4	5,539	21,944.4	1,376.0	6.7
Athletic	1,550	12,337.7	1,532	11,607.7	(730.0)	(5.9)
Gender Equity in Intercollegiate Athletics	608	4,406.1	574	4,621.4	215.3	4.9
Foreign Exchange Students	549	10,933.5	618	11,944.3	1,010.8	9.2
Out-of-State Students	36	464.3	49	574.7	110.4	23.8
Foreign Students	74	235.8	69	199.9	(35.9)	(15.2)
Student Need - Total	3,793	12,975.0	3,191	11,324.6	(1,650.4)	(12.7)
Financial Aid	2,658	10,509.5	2,054	8,816.8	(1,692.7)	(16.1)
Special Programs	1,135	2,465.4	1,137	2,507.8	42.4	1.7
Cooperating Professionals	29	87.3	100	342.0	254.7	291.9
Assistants - Total	24	115.2	35	297.2	182.1	158.1
Research Assistants	4	19.0	2	2.9	(16.1)	(84.7)
Teaching Assistants	9	52.4	3	23.6	(28.8)	(55.0)
Other Assistants	11	43.8	30	270.7	227.0	518.4
All Other - Total	286	1,166.7	275	1,026.8	(139.9)	(12.0)
Other **	41	74	40	78.2	4.0	5.4
Student Employment	-	-	4	12.7	12.7	-
Interinstitutional/Related Agencies	186	673.6	140	614.3	(59.2)	(8.8)
Retired University Employees	10	27.3	56	78.5	51.2	187.7
Children of Deceased Employees	11	74.5	17	126.5	52.0	69.7
Contract/Training Grants	38	317.1	18	116.6	(200.5)	(63.2)
Total count of Waivers****	18,229	\$ 113,369.8	17,878	\$ 113,697.1	\$ 327.3	0.3 %

* Illinois Veterans Grants (ISAC), Illinois National Guard Grants (ISAG), and POW/MIA Scholarships. Includes only the waived (unfunded) portion of these grants.

** Other waiver categories must be approved by the Board of Higher Education prior to reporting.

*** Each recipient is only counted once in each category even if they receive multiple waivers in the same category. The totals only count the recipient one time so these numbers may vary.

**** Recipients are only counted once in the number of recipients for total waivers. The sum of mandatory waiver and discretionary waiver recipients may not equal the total waivers reported.

Table A-3

Fiscal Years 2022 and 2023
All Public Universities
Graduate Tuition and Fee Waivers

Note: Recipients are represented once for each waiver program
Rounding may cause some small variances in total values

(in thousands of dollars)

	FY22		FY23		FY22 - FY23	
	Number of Recipients (unduplicated)	Value of Waivers \$	Number of Recipients (unduplicated)	Value of Waivers \$	\$ Change Value of Waivers \$	% Change Value of Waivers %
MANDATORY WAIVER CATEGORY						
Unduplicated Mandatory Waiver Count & Total Value ***	1,091	\$ 9,236.9	1,043	\$ 8,727.3	\$ (509.5)	(5.5) %
PROGRAM						
Teacher/Special Education	124	1,076.2	145	1,372.7	296.5	27.5
General Assembly	-	-	-	-	-	-
ROTC	5	62.8	6	77.0	14.2	22.5
DCFS	9	160.8	7	90.5	(70.3)	(43.7)
Children of Employees	-	-	1	0.6	0.6	-
Senior Citizens	29	155.5	37	153.3	(2.2)	(1.4)
Honoary Scholarships	58	893.6	44	727.8	(165.8)	(18.6)
Veterans Grants & Scholarships *	862	6,859.2	799	6,251.5	(607.7)	(8.9)
Other **	4	28.8	5	54.1	25.3	87.9
DISCRETIONARY WAIVER CATEGORY						
Unduplicated Discretionary Waiver Count & Total Value ***	21,229	\$ 365,314.3	21,644	\$ 373,967.7	\$ 8,653.4	2.4
PROGRAM						
Faculty/Administrators (Non-Civil Service)	1,179	9,150.3	1,216	9,560.3	409.9	4.5
Civil Service	1,003	7,315.7	1,000	7,503.0	187.2	2.6
Academic/Other Talent	2,218	23,405.0	2,061	20,844.4	(2,560.7)	(10.9)
Athletic	106	766.0	113	995.1	229.1	29.9
Gender Equity in Intercollegiate Athletics	14	96.5	14	113.8	-	-
Foreign Exchange Students	73	957.1	66	858.2	(98.9)	(10.3)
Out-of-State Students	-	-	-	-	-	-
Foreign Students	1,359	526.6	1,460	536.2	9.6	1.8
Student Need - Total	58	466.4	162	516.1	49.8	10.7
Financial Aid	48	414.5	156	495.6	-	-
Special Programs	10	51.9	6	20.6	(31.3)	(60.3)
Cooperating Professionals	1,146	3,387.3	1,040	3,525.5	-	-
Graduate Assistants - Total	17,945	281,574.5	18,093	290,502.8	8,928.3	3.2
Research Assistants	6,485	132,987.1	6,453	135,793.3	-	-
Teaching Assistants	6,916	109,549.9	6,391	106,974.0	(2,576)	(2.4)
Other Assistants	4,544	39,037.4	5,249	47,735.5	8,698	22.3
All Other - Total	1,939	37,669.1	2,067	39,012.4	1,343.3	3.6
Other **	1,384	32,398.4	1,379	32,969.0	-	-
Student Employment	-	-	163	997.1	-	-
Interinstitutional/Related Agencies	291	1,599.1	227	1,325.9	(273.2)	(17.1)
Retired University Employees	52	169.6	112	420.4	250.8	147.9
Children of Deceased Employees	-	-	-	-	-	-
Contract/Training Grants	212	3,502.0	186	3,300.0	(202.0)	(5.8)
Total count of Waivers****	22,101	\$ 374,551.2	22,702	\$ 382,695.1	\$ 8,143.9	2.2 %

* Illinois Veterans Grants (ISAC), Illinois National Guard Grants (ISAC), and POW/MIA Scholarships. Includes only the waived (unfunded) portion of these grants.

** Other waiver categories must be approved by the Board of Higher Education prior to reporting.

*** Each recipient is only counted once in each category even if they receive multiple waivers in the same category. The totals only count the recipient one time so these numbers may vary.

**** Recipients are only counted once in the number of recipients for total waivers. The sum of mandatory waiver and discretionary waiver recipients may not equal the total waivers reported.

TABLE B-1
FISCAL YEAR 2023
TOTAL TUITION AND FEE WAIVERS

Chicago State University

Note: Recipients are represented once for each waiver program

Rounding may cause some small variances in total values

(in thousands of dollars)	Number of Recipients (unduplicated)	Tuition Waived		Fees Waived	
		Number of Recipients (unduplicated)	Value of Waivers	Number of Recipients (unduplicated)	Value of Waivers
MANDATORY WAIVERS CATEGORY					
Teacher Special Education	9	23	44.8	22	21.0
General Assembly	-	-	-	-	-
ROTC	14	29	79.0	38	6.0
DCFS	1	3	7.5	6	2.7
Children of Employees	2	2	3.8	-	-
Senior Citizens	30	68	113.2	-	-
Honorary Scholarships	-	-	-	-	-
Veterans Grants & Scholarships*	47	97	189.3	100	58.6
Other**	-	-	-	-	-
SUBTOTAL	103	222	437.6	166	88.3
DISCRETIONARY WAIVERS CATEGORY					
Faculty/Administrators	5	11	14.5	11	13.0
Civil Service	44	87	108.3	44	63.4
Academic/Other Talent	-	-	-	-	-
Athletic	50	157	263.6	-	-
Gender Equity in Intercollegiate Athletics	24	34	168.4	-	-
Foreign Exchange Students	-	-	-	-	-
Out-of-State Students	-	-	-	-	-
Foreign Students	-	-	-	-	-
Student Need-Financial Aid	-	-	-	-	-
Student Need-Special Programs	56	77	132.1	-	-
Cooperating Professionals	-	-	-	-	-
Research Assistants	-	-	-	-	-
Teaching Assistants	11	19	45.1	20	15.6
Other Assistants	-	-	-	-	-
Student Employment	-	-	-	-	-
Interinstitutional/Related Agencies	-	-	-	-	-
Retired University Employees	-	-	-	-	-
Children of Deceased Employees	-	-	-	-	-
Contract/Training Grants	-	-	-	-	-
Other**	-	-	-	-	-
SUBTOTAL	190	385	732.0	75	92.0

Unduplicated Summary Tuition and/or Fees	Number of Recipients	Total Value of Waivers
Mandatory Waiver Category Total***	103	\$ 525.9
Discretionary Waiver Category Total***	190	\$ 824.0
Total Count of Waivers****	293	\$ 1,349.9

* Illinois Veterans Grants, Illinois National Guard Grants, and POW/MIA Scholarships. Includes only the waived portion of these grants.

** Other waiver categories must be approved by the Board of Higher Education prior to reporting.

*** Each recipient is only counted once in each category even if they receive multiple waivers in the same category. The totals only count the recipient one time so these numbers may not total.

Recipients are only counted once in the number of recipients for total waivers. The sum of mandatory waiver and discretionary waiver recipients

**** may not equal the total waivers reported.

TABLE B-2
FISCAL YEAR 2023
UNDERGRADUATE TUITION AND FEE WAIVERS

Chicago State University

Note: Recipients are represented once for each waiver program

Rounding may cause some small variances in total values

(in thousands of dollars)	Tuition Waived			Fees Waived	
	Number of Recipients (unduplicated)	Number of Recipients (unduplicated)	Value of Waivers	Number of Recipients (unduplicated)	Value of Waivers
MANDATORY WAIVERS CATEGORY					
Teacher Special Education					
General Assembly					
ROTC	14	29	79.0	38	6.0
DCFS	1	3	7.5	6	2.7
Children of Employees	2	2	3.8		
Senior Citizens	11	29	45.3		
Honorary Scholarships					
Veterans Grants & Scholarships*	27	53	75.9	56	31.1
Other**					
SUBTOTAL	55	116	211.5	100	39.8
DISCRETIONARY WAIVERS CATEGORY					
Faculty/Administrators		3	3.3	3	2.8
Civil Service	24	51	51.0	8	35.1
Academic/Other Talent					
Athletic	50	157	263.6		
Gender Equity in Intercollegiate Athletics	24	34	168.4		
Foreign Exchange Students				-	-
Out-of-State Students				-	-
Foreign Students				-	-
Student Need-Financial Aid				-	-
Student Need-Special Programs	56	77	132.1	-	-
Cooperating Professionals	-	-	-	-	-
Research Assistants	-	-	-	-	-
Teaching Assistants	-	-	-	-	-
Other Assistants	-	-	-	-	-
Student Employment	-	-	-	-	-
Interinstitutional/Related Agencies	-	-	-	-	-
Retired University Employees					
Children of Deceased Employees	-	-	-	-	-
Contract/Training Grants	-	-	-	-	-
Other**	-	-	-	-	-
SUBTOTAL	154	322	618	11	38

Unduplicated Summary Tuition and/or Fees	Number of Recipients	Total Value of Waivers
Mandatory Waiver Category Total***	55	\$ 251.3
Discretionary Waiver Category Total***	154	\$ 656.3
Total Count of Waivers****	209	\$ 907.6

* Illinois Veterans Grants, Illinois National Guard Grants, and POW/MIA Scholarships. Includes only the waived portion of these grants.

** Other waiver categories must be approved by the Board of Higher Education prior to reporting.

*** Each recipient is only counted once in each category even if they receive multiple waivers in the same category. The totals only count the recipient one time so these numbers may not total.

Recipients are only counted once in the number of recipients for total waivers. The sum of mandatory waiver and discretionary waiver recipients

**** may not equal the total waivers reported.

**TABLE B-3
FISCAL YEAR 2023
GRADUATE TUITION AND FEE WAIVERS**

Chicago State University

Note: Recipients are represented once for each waiver program

Rounding may cause some small variances in total values

(in thousands of dollars)	Tuition Waived		Fees Waived		
	Number of Recipients (unduplicated)	Number of Recipients (unduplicated)	Value of Waivers	Number of Recipients (unduplicated)	Value of Waivers
MANDATORY WAIVERS CATEGORY					
Teacher Special Education	9	23	44.8	22	21.0
General Assembly					
ROTC					
DCFS					
Children of Employees					
Senior Citizens	19	39	67.9		
Honorary Scholarships					
Veterans Grants & Scholarships*	20	44	113.4	44	27.5
Other**					
SUBTOTAL	48	106	226.1	66	48.5
DISCRETIONARY WAIVERS CATEGORY					
Faculty/Administrators	5	8	11.2	8	10.2
Civil Service	20	36	57.3	36	28.3
Academic/Other Talent	-	-	-	-	-
Athletic	-	-	-	-	-
Gender Equity in Intercollegiate Athletics	-	-	-	-	-
Foreign Exchange Students	-	-	-	-	-
Out-of-State Students	-	-	-	-	-
Foreign Students	-	-	-	-	-
Student Need-Financial Aid	-	-	-	-	-
Student Need-Special Programs	-	-	-	-	-
Cooperating Professionals	-	-	-	-	-
Research Assistants	-	-	-	-	-
Teaching Assistants	11	19	45.1	20	15.6
Other Assistants	-	-	-	-	-
Student Employment	-	-	-	-	-
Interinstitutional/Related Agencies	-	-	-	-	-
Retired University Employees	-	-	-	-	-
Children of Deceased Employees	-	-	-	-	-
Contract/Training Grants	-	-	-	-	-
Other**	-	-	-	-	-
SUBTOTAL	36	63	113.6	64	54.1

Unduplicated Summary Tuition and/or Fees	Number of Recipients	Total Value of Waivers
Mandatory Waiver Category Total***	48	\$ 274.6
Discretionary Waiver Category Total***	36	\$ 167.7
Total Count of Waivers****	84	\$ 442.3

* Illinois Veterans Grants, Illinois National Guard Grants, and POW/MIA Scholarships. Includes only the waived portion of these grants.

** Other waiver categories must be approved by the Board of Higher Education prior to reporting.

*** Each recipient is only counted once in each category even if they receive multiple waivers in the same category. The totals only count the recipient one time so these numbers may not total.

Recipients are only counted once in the number of recipients for total waivers. The sum of mandatory waiver and discretionary waiver recipients

**** may not equal the total waivers reported.

TABLE B-4
FISCAL YEAR 2023
TOTAL TUITION AND FEE WAIVERS

Eastern Illinois University

Note: Recipients are represented once for each waiver program

Rounding may cause some small variances in total values

(in thousands of dollars)	Tuition Waived			Fees Waived	
	Number of Recipients (unduplicated)	Number of Recipients (unduplicated)	Value of Waivers	Number of Recipients (unduplicated)	Value of Waivers
MANDATORY WAIVERS CATEGORY					
Teacher Special Education	53	53	442.2	-	-
General Assembly	-	-	-	-	-
ROTC	45	45	352.9	-	-
DCFS	30	30	139.6	7	14.7
Children of Employees	105	105	404.6	-	-
Senior Citizens	3	3	21.7	-	-
Honorary Scholarships	-	-	-	-	-
Veterans Grants & Scholarships*	131	131	662.5	117	88.9
Other**	-	-	-	-	-
SUBTOTAL	365	365	2,023.5	124	103.6
DISCRETIONARY WAIVERS CATEGORY					
Faculty/Administrators	28	28	59.3	27	21.8
Civil Service	44	44	115.8	40	31.2
Academic/Other Talent	186	186	228.6	-	-
Athletic	141	141	858.8	-	-
Gender Equity in Intercollegiate Athletics	66	66	368.4	-	-
Foreign Exchange Students	7	7	50.3	7	16.4
Out-of-State Students	-	-	-	-	-
Foreign Students	224	224	303.2	-	-
Student Need-Financial Aid	22	22	21.8	-	-
Student Need-Special Programs	986	986	2,177.6	-	-
Cooperating Professionals	101	101	136.2	45	16.7
Research Assistants	100	100	802.9	-	-
Teaching Assistants	84	84	758.1	-	-
Other Assistants	265	265	2,268.8	-	-
Student Employment	-	-	-	-	-
Interinstitutional/Related Agencies	120	120	359.3	-	-
Retired University Employees	8	8	8.9	8	4.6
Children of Deceased Employees	3	3	29.2	3	10.2
Contract/Training Grants	-	-	-	-	-
All Other (Washington Center)**	-	-	-	-	-
SUBTOTAL	2,246	2,246	8,547.2	130	100.9

Unduplicated Summary Tuition and/or Fees	Number of Recipients	Total Value of Waivers
Mandatory Waiver Category Total***	365	\$ 2,127.1
Discretionary Waiver Category Total***	2,246	\$ 8,648.1
Total Count of Waivers****	2,574	\$ 10,775.2

* Illinois Veterans Grants, Illinois National Guard Grants, and POW/MIA Scholarships. Includes only the waived portion of these grants.

** Other waiver categories must be approved by the Board of Higher Education prior to reporting.

*** Each recipient is only counted once in each category even if they receive multiple waivers in the same category. The totals only count the recipient one time so these numbers may not total.

Recipients are only counted once in the number of recipients for total waivers. The sum of mandatory waiver and discretionary waiver recipients

**** may not equal the total waivers reported.

TABLE B-5
FISCAL YEAR 2023
UNDERGRADUATE TUITION AND FEE WAIVERS

Eastern Illinois University

Note: Recipients are represented once for each waiver program

Rounding may cause some small variances in total values

(in thousands of dollars)	Number of Recipients (unduplicated)	Tuition Waived		Fees Waived	
		Number of Recipients (unduplicated)	Value of Waivers	Number of Recipients (unduplicated)	Value of Waivers
MANDATORY WAIVERS CATEGORY					
Teacher Special Education	41	41	355.6	-	-
General Assembly	-	-	-	-	-
ROTC	45	45	352.9	-	-
DCFS	30	30	139.6	7	14.7
Children of Employees	105	105	404.6	-	-
Senior Citizens	1	1	4.8	-	-
Honorary Scholarships	-	-	-	-	-
Veterans Grants & Scholarships*	131	131	662.5	117	88.9
Other**	-	-	-	-	-
SUBTOTAL	351	351	1,920.0	124	103.6
DISCRETIONARY WAIVERS CATEGORY					
Faculty/Administrators	-	-	-	-	-
Civil Service	18	18	45.6	15	12.8
Academic/Other Talent	186	186	228.6	-	-
Athletic	141	141	858.8	-	-
Gender Equity in Intercollegiate Athletics	66	66	368.4	-	-
Foreign Exchange Students	7	7	50.3	7	16.4
Out-of-State Students	-	-	-	-	-
Foreign Students	48	48	94.9	-	-
Student Need-Financial Aid	22	22	21.8	-	-
Student Need-Special Programs	984	984	2,174.0	-	-
Cooperating Professionals	-	-	-	-	-
Research Assistants	-	-	-	-	-
Teaching Assistants	-	-	-	-	-
Other Assistants	-	-	-	-	-
Student Employment	-	-	-	-	-
Interinstitutional/Related Agencies	85	85	259.0	-	-
Retired University Employees	-	-	-	-	-
Children of Deceased Employees	3	3	29.2	3	10.2
Contract/Training Grants	-	-	-	-	-
All Other (Washington Center)**	-	-	-	-	-
SUBTOTAL	1,462	1,462	4,130.6	25	39.4

Unduplicated Summary Tuition and/or Fees	Number of Recipients	Total Value of Waivers
Mandatory Waiver Category Total***	351	\$ 2,023.6
Discretionary Waiver Category Total***	1,462	\$ 4,170.0
Total Count of Waivers****	1,777	\$ 6,193.6

* Illinois Veterans Grants, Illinois National Guard Grants, and POW/MIA Scholarships. Includes only the waived portion of these grants.

** Other waiver categories must be approved by the Board of Higher Education prior to reporting.

*** Each recipient is only counted once in each category even if they receive multiple waivers in the same category. The totals only count the recipient one time so these numbers may not total.

Recipients are only counted once in the number of recipients for total waivers. The sum of mandatory waiver and discretionary waiver recipients

**** may not equal the total waivers reported.

**TABLE B-6
FISCAL YEAR 2023
GRADUATE TUITION AND FEE WAIVERS**

Eastern Illinois University

Note: Recipients are represented once for each waiver program

Rounding may cause some small variances in total values

(in thousands of dollars)	Tuition Waived			Fees Waived	
	Number of Recipients (unduplicated)	Number of Recipients (unduplicated)	Value of Waivers	Number of Recipients (unduplicated)	Value of Waivers
MANDATORY WAIVERS CATEGORY					
Teacher Special Education	12	12	86.6	-	-
General Assembly	-	-	-	-	-
ROTC	-	-	-	-	-
DCFS	-	-	-	-	-
Children of Employees	-	-	-	-	-
Senior Citizens	2	2	16.9	-	-
Honorary Scholarships	-	-	-	-	-
Veterans Grants & Scholarships*	-	-	-	-	-
Other**	-	-	-	-	-
SUBTOTAL	14	14	103.5	-	-
DISCRETIONARY WAIVERS CATEGORY					
Faculty/Administrators	28	28	59.3	27	21.8
Civil Service	26	26	70.2	25	18.4
Academic/Other Talent	-	-	-	-	-
Athletic	-	-	-	-	-
Gender Equity in Intercollegiate Athletics	-	-	-	-	-
Foreign Exchange Students	-	-	-	-	-
Out-of-State Students	-	-	-	-	-
Foreign Students	176	176	208.3	-	-
Student Need-Financial Aid	-	-	-	-	-
Student Need-Special Programs	2	2	3.6	-	-
Cooperating Professionals	101	101	136.2	45	16.7
Research Assistants	100	100	802.9	-	-
Teaching Assistants	84	84	758.1	-	-
Other Assistants	265	265	2,268.8	-	-
Student Employment	-	-	-	-	-
Interinstitutional/Related Agencies	35	35	100.3	-	-
Retired University Employees	8	8	8.9	8	4.6
Children of Deceased Employees	-	-	-	-	-
Contract/Training Grants	-	-	-	-	-
Other**	-	-	-	-	-
SUBTOTAL	784	784	4,416.6	105	61.5

Unduplicated Summary Tuition and/or Fees	Number of Recipients	Total Value of Waivers
Mandatory Waiver Category Total***	14	\$ 103.5
Discretionary Waiver Category Total***	784	\$ 4,478.1
Total Count of Waivers****	797	\$ 4,581.6

* Illinois Veterans Grants, Illinois National Guard Grants, and POW/MIA Scholarships. Includes only the waived portion of these grants.

** Other waiver categories must be approved by the Board of Higher Education prior to reporting.

*** Each recipient is only counted once in each category even if they receive multiple waivers in the same category. The totals only count the recipient one time so these numbers may not total.

Recipients are only counted once in the number of recipients for total waivers. The sum of mandatory waiver and discretionary waiver recipients

**** may not equal the total waivers reported.

**TABLE B-7
FISCAL YEAR 2023
TOTAL TUITION AND FEE WAIVERS**

GOVERNORS STATE UNIVERSITY

Note: Recipients are represented once for each waiver program

Rounding may cause some small variances in total values

(in thousands of dollars)	Tuition Waived			Fees Waived	
	Number of Recipients (unduplicated)	Number of Recipients (unduplicated)	Value of Waivers	Number of Recipients (unduplicated)	Value of Waivers
MANDATORY WAIVERS CATEGORY					
Teacher Special Education	9	22	63.4	22	15.9
General Assembly	-	-	-	-	-
ROTC	-	-	-	-	-
DCFS	4	8	27.2	8	6.8
Children of Employees	16	34	51.8	-	-
Senior Citizens	13	29	35.2	-	-
Honorary Scholarships	-	-	-	-	-
Veterans Grants & Scholarships*	113	231	570.0	231	142.5
Other**	-	-	-	-	-
SUBTOTAL	155	324	747.6	261	165.2
DISCRETIONARY WAIVERS CATEGORY					
Faculty/Administrators	31	65	134.6	65	33.6
Civil Service	40	82	146.7	82	36.7
Academic/Other Talent	521	897	1,576.8	897	394.2
Athletic	125	277	536.2	277	134.1
Gender Equity in Intercollegiate Athletics	-	-	-	-	-
Foreign Exchange Students	7	14	29.9	14	7.5
Out-of-State Students	4	-	-	-	-
Foreign Students	-	-	-	-	-
Student Need-Financial Aid	-	-	-	-	-
Student Need-Special Programs	-	-	-	-	-
Cooperating Professionals	1	1	1.1	1	0.3
Research Assistants	-	6	17.5	6	17.5
Teaching Assistants	-	27	94.6	27	94.6
Other Assistants	94	136	364.9	136	7.2
Student Employment	-	-	-	-	-
Interinstitutional/Related Agencies	53	191	341.8	191	85.4
Retired University Employees	30	-	-	-	-
Children of Deceased Employees	-	-	-	-	-
Contract/Training Grants	-	-	-	-	-
Other**	-	-	-	-	-
SUBTOTAL	906	1,696	3,244.1	1,696	811.1

Unduplicated Summary Tuition and/or Fees	Number of Recipients	Total Value of Waivers
Mandatory Waiver Category Total***	155	\$ 912.8
Discretionary Waiver Category Total***	906	\$ 4,055.2
Total Count of Waivers****	1,061	\$ 4,968.0

* Illinois Veterans Grants, Illinois National Guard Grants, and POW/MIA Scholarships. Includes only the waived portion of these grants.

** Other waiver categories must be approved by the Board of Higher Education prior to reporting.

*** Each recipient is only counted once in each category even if they receive multiple waivers in the same category. The totals only count the recipient one time so these numbers may not total.

Recipients are only counted once in the number of recipients for total waivers. The sum of mandatory waiver and discretionary waiver recipients

**** may not equal the total waivers reported.

TABLE B-8
FISCAL YEAR 2023
UNDERGRADUATE TUITION AND FEE WAIVERS

GOVERNORS STATE UNIVERSITY

Note: Recipients are represented once for each waiver program

Rounding may cause some small variances in total values

(in thousands of dollars)	Number of Recipients (unduplicated)	Tuition Waived		Fees Waived	
		Number of Recipients (unduplicated)	Value of Waivers	Number of Recipients (unduplicated)	Value of Waivers
MANDATORY WAIVERS CATEGORY					
Teacher Special Education	1	2	12.1	2	3.1
General Assembly					
ROTC					
DCFS	4	8	27.2	8	6.8
Children of Employees	16	34	51.8		
Senior Citizens	5	16	15.5		
Honorary Scholarships					
Veterans Grants & Scholarships*	63	127	339.5	127	84.9
Other**					
SUBTOTAL	89	187	446.1	137	94.8
DISCRETIONARY WAIVERS CATEGORY					
Faculty/Administrators	5	9	12.2	9	3.0
Civil Service	10	20	26.1	20	6.5
Academic/Other Talent	515	883	1,536.2	883	384.0
Athletic	121	267	513.6	267	128.4
Gender Equity in Intercollegiate Athletics					
Foreign Exchange Students		4	10.9	4	2.7
Out-of-State Students	4				
Foreign Students					
Student Need-Financial Aid					
Student Need-Special Programs					
Cooperating Professionals					
Research Assistants					
Teaching Assistants					
Other Assistants					
Student Employment					
Interinstitutional/Related Agencies		63	98.4	63	24.5
Retired University Employees	30				
Children of Deceased Employees					
Contract/Training Grants					
Other**					
SUBTOTAL	685	1,246	2,197.4	1,246	549.1

Unduplicated Summary Tuition and/or Fees	Number of Recipients	Total Value of Waivers
Mandatory Waiver Category Total***	89	\$ 540.9
Discretionary Waiver Category Total***	685	\$ 2,746.5
Total Count of Waivers****	774	\$ 3,287.4

* Illinois Veterans Grants, Illinois National Guard Grants, and POW/MIA Scholarships. Includes only the waived portion of these grants.

** Other waiver categories must be approved by the Board of Higher Education prior to reporting.

*** Each recipient is only counted once in each category even if they receive multiple waivers in the same category. The totals only count the recipient one time so these numbers may not total.

Recipients are only counted once in the number of recipients for total waivers. The sum of mandatory waiver and discretionary waiver recipients

**** may not equal the total waivers reported.

**TABLE B-9
FISCAL YEAR 2023
GRADUATE TUITION AND FEE WAIVERS**

GOVERNORS STATE UNIVERSITY

Note: Recipients are represented once for each waiver program

Rounding may cause some small variances in total values

(in thousands of dollars)	Number of Recipients (unduplicated)	Tuition Waived		Fees Waived	
		Number of Recipients (unduplicated)	Value of Waivers	Number of Recipients (unduplicated)	Value of Waivers
MANDATORY WAIVERS CATEGORY					
Teacher Special Education	8	20	51.3	20	12.8
General Assembly					
ROTC					
DCFS					
Children of Employees					
Senior Citizens	8	13	19.7		-
Honorary Scholarships					
Veterans Grants & Scholarships*	50	104	230.5	104	57.6
Other**					
SUBTOTAL	66	137	301.5	124	70.4
DISCRETIONARY WAIVERS CATEGORY					
Faculty/Administrators	26	56	122.4	56	30.6
Civil Service	30	62	120.6	62	30.2
Academic/Other Talent	6	14	40.6	14	10.2
Athletic	4	10	22.6	10	5.7
Gender Equity in Intercollegiate Athletics					
Foreign Exchange Students	7	10	19.0	10	4.8
Out-of-State Students					
Foreign Students					
Student Need-Financial Aid					
Student Need-Special Programs					
Cooperating Professionals	1	1	1.1	1	0.3
Research Assistants		6	17.5	6	17.5
Teaching Assistants		27	94.6	27	94.6
Other Assistants	94	136	364.9	136	7.2
Student Employment					
Interinstitutional/Related Agencies	53	128	243.4	128	60.9
Retired University Employees					
Children of Deceased Employees					
Contract/Training Grants					
Other**					
SUBTOTAL	221	450	1,046.7	450	262.0

Unduplicated Summary Tuition and/or Fees	Number of Recipients	Total Value of Waivers
Mandatory Waiver Category Total***	66	\$ 371.9
Discretionary Waiver Category Total***	221	\$ 1,308.7
Total Count of Waivers****	287	\$ 1,680.6

* Illinois Veterans Grants, Illinois National Guard Grants, and POW/MIA Scholarships. Includes only the waived portion of these grants.

** Other waiver categories must be approved by the Board of Higher Education prior to reporting.

*** Each recipient is only counted once in each category even if they receive multiple waivers in the same category. The totals only count the recipient one time so these numbers may not total.

Recipients are only counted once in the number of recipients for total waivers. The sum of mandatory waiver and discretionary waiver recipients

**** may not equal the total waivers reported.

**TABLE B-10
FISCAL YEAR 2023
TOTAL TUITION AND FEE WAIVERS**

Illinois State University

Note: Recipients are represented once for each waiver program

Rounding may cause some small variances in total values

(in thousands of dollars)	Tuition Waived			Fees Waived	
	Number of Recipients (unduplicated)	Number of Recipients (unduplicated)	Value of Waivers	Number of Recipients (unduplicated)	Value of Waivers
MANDATORY WAIVERS CATEGORY					
Teacher Special Education	412	412	4,409.7	412	1,457.9
General Assembly	-	-	-	-	-
ROTC	32	32	315.5	31	11.2
DCFS	75	74	607.5	73	145.8
Children of Employees	364	364	1,953.6	-	-
Senior Citizens	1	1	3.7	-	-
Honorary Scholarships	-	-	-	-	-
Veterans Grants & Scholarships*	389	387	3,098.0	350	340.5
Other**	-	-	-	-	-
SUBTOTAL	1,266	1,270	10,388.0	866	1,955.4
DISCRETIONARY WAIVERS CATEGORY					
Faculty/Administrators	143	143	482.5	142	129.2
Civil Service	133	133	513.4	133	142.3
Academic/Other Talent	1,097	1,095	2,859.7	2	2.7
Athletic	437	437	3,867.7	-	-
Gender Equity in Intercollegiate Athletics	-	-	-	-	-
Foreign Exchange Students	41	41	241.4	-	-
Out-of-State Students	-	-	-	-	-
Foreign Students	-	-	-	-	-
Student Need-Financial Aid	124	124	338.4	-	-
Student Need-Special Programs	-	-	-	-	-
Cooperating Professionals	250	250	654.6	-	-
Research Assistants	114	113	1,008.2	108	19.4
Teaching Assistants	216	213	1,719.4	216	38.4
Other Assistants	548	542	4,184.8	533	91.8
Student Employment	-	-	-	-	-
Interinstitutional/Related Agencies	-	-	-	-	-
Retired University Employees	6	6	8.4	6	2.3
Children of Deceased Employees	5	5	39.1	5	11.0
Contract/Training Grants	-	-	-	-	-
Other**	-	-	-	-	-
SUBTOTAL	3,011	3,102	15,917.6	1,145	437.1

Unduplicated Summary Tuition and/or Fees	Number of Recipients	Total Value of Waivers
Mandatory Waiver Category Total***	1,266	\$ 12,343.4
Discretionary Waiver Category Total***	3,011	\$ 16,354.7
Total Count of Waivers****	4,297	\$ 28,698.1

* Illinois Veterans Grants, Illinois National Guard Grants, and POW/MIA Scholarships. Includes only the waived portion of these grants.

** Other waiver categories must be approved by the Board of Higher Education prior to reporting.

*** Each recipient is only counted once in each category even if they receive multiple waivers in the same category. The totals only count the recipient one time so these numbers may not total.

Recipients are only counted once in the number of recipients for total waivers. The sum of mandatory waiver and discretionary waiver recipients

**** may not equal the total waivers reported.

TABLE B-11
FISCAL YEAR 2023
UNDERGRADUATE TUITION AND FEE WAIVERS

Illinois State University

Note: Recipients are represented once for each waiver program

Rounding may cause some small variances in total values

(in thousands of dollars)	Tuition Waived			Fees Waived	
	Number of Recipients (unduplicated)	Number of Recipients (unduplicated)	Value of Waivers	Number of Recipients (unduplicated)	Value of Waivers
MANDATORY WAIVERS CATEGORY					
Teacher Special Education	387	387	4,242.2	387	1,404.0
General Assembly					
ROTC	32	32	315.5	31	11.2
DCFS	74	73	600.0	72	143.8
Children of Employees	364	364	1,953.6		
Senior Citizens					
Honorary Scholarships					
Veterans Grants & Scholarships*	367	367	3,000.3	331	322.9
Other**					
SUBTOTAL	1,218	1,223	10,111.6	821	1,881.9
DISCRETIONARY WAIVERS CATEGORY					
Faculty/Administrators	1	1	2.4	1	0.7
Civil Service	57	57	254.9	57	73.1
Academic/Other Talent	688	686	2,063.4	2	2.7
Athletic	394	394	3,519.9		
Gender Equity in Intercollegiate Athletics					
Foreign Exchange Students	23	23	145.4		
Out-of-State Students					
Foreign Students					
Student Need-Financial Aid	124	124	338.4		
Student Need-Special Programs					
Cooperating Professionals					
Research Assistants					
Teaching Assistants	3	3	23.1	3	0.5
Other Assistants	2	2	14.0	1	0.2
Student Employment					
Interinstitutional/Related Agencies					
Retired University Employees	1	1	3.9	1	1.1
Children of Deceased Employees	5	5	39.1	5	11.0
Contract/Training Grants					
Other**					
SUBTOTAL	1,286	1,296	6,404.5	70	89.3

Unduplicated Summary Tuition and/or Fees	Number of Recipients	Total Value of Waivers
Mandatory Waiver Category Total***	1,218	\$ 11,993.5
Discretionary Waiver Category Total***	1,286	\$ 6,493.8
Total Count of Waivers****	2,479	\$ 18,487.3

* Illinois Veterans Grants, Illinois National Guard Grants, and POW/MIA Scholarships. Includes only the waived portion of these grants.

** Other waiver categories must be approved by the Board of Higher Education prior to reporting.

*** Each recipient is only counted once in each category even if they receive multiple waivers in the same category. The totals only count the recipient one time so these numbers may not total.

Recipients are only counted once in the number of recipients for total waivers. The sum of mandatory waiver and discretionary waiver recipients

**** may not equal the total waivers reported.

**TABLE B-12
FISCAL YEAR 2023
GRADUATE TUITION AND FEE WAIVERS**

Illinois State University

Note: Recipients are represented once for each waiver program

Rounding may cause some small variances in total values

(in thousands of dollars)	Tuition Waived			Fees Waived	
	Number of Recipients (unduplicated)	Number of Recipients (unduplicated)	Value of Waivers	Number of Recipients (unduplicated)	Value of Waivers
MANDATORY WAIVERS CATEGORY					
Teacher Special Education	25	25	167.5	25	53.9
General Assembly					
ROTC					
DCFS	1	1	7.5	1	2.0
Children of Employees					
Senior Citizens	1	1	3.7		
Honorary Scholarships					
Veterans Grants & Scholarships*	22	20	97.7	19	17.6
Other**					
SUBTOTAL	48	47	276.4	45	73.5
DISCRETIONARY WAIVERS CATEGORY					
Faculty/Administrators	142	142	480.1	141	128.5
Civil Service	76	76	258.5	76	69.2
Academic/Other Talent	409	409	796.3		
Athletic	43	43	347.8		
Gender Equity in Intercollegiate Athletics					
Foreign Exchange Students	18	18	96.0		
Out-of-State Students					
Foreign Students					
Student Need-Financial Aid					
Student Need-Special Programs					
Cooperating Professionals	250	250	654.6		
Research Assistants	114	113	1,008.2	108	19.4
Teaching Assistants	213	210	1,696.3	213	37.9
Other Assistants	546	540	4,170.8	532	91.6
Student Employment					
Interinstitutional/Related Agencies					
Retired University Employees	5	5	4.5	5	1.2
Children of Deceased Employees					
Contract/Training Grants					
Other**					
SUBTOTAL	1,725	1,806	9,513.1	1,075	347.8

Unduplicated Summary Tuition and/or Fees	Number of Recipients	Total Value of Waivers
Mandatory Waiver Category Total***	48	\$ 349.9
Discretionary Waiver Category Total***	1,725	\$ 9,860.9
Total Count of Waivers****	1,772	\$ 10,210.8

* Illinois Veterans Grants, Illinois National Guard Grants, and POW/MIA Scholarships. Includes only the waived portion of these grants.

** Other waiver categories must be approved by the Board of Higher Education prior to reporting.

*** Each recipient is only counted once in each category even if they receive multiple waivers in the same category. The totals only count the recipient one time so these numbers may not total.

Recipients are only counted once in the number of recipients for total waivers. The sum of mandatory waiver and discretionary waiver recipients

**** may not equal the total waivers reported.

TABLE B-13
FISCAL YEAR 2023
TOTAL TUITION AND FEE WAIVERS

Northeastern Illinois University

Note: Recipients are represented once for each waiver program

Rounding may cause some small variances in total values

(in thousands of dollars)	Tuition Waived		Fees Waived		
	Number of Recipients (unduplicated)	Value of Waivers (unduplicated)	Number of Recipients (unduplicated)	Value of Waivers (unduplicated)	
MANDATORY WAIVERS CATEGORY					
Teacher Special Education	35	35	262.3	35	61.7
General Assembly	-	-	-	-	-
ROTC	8	8	61.5	8	14.8
DCFS	6	6	16.0	6	3.9
Children of Employees	14	14	41.2	14	10.0
Senior Citizens	9	9	39.1	-	-
Honorary Scholarships	-	-	-	-	-
Veterans Grants & Scholarships*	65	65	319.1	65	76.5
Other**	-	-	-	-	-
SUBTOTAL	137	137	739.3	128	166.9
DISCRETIONARY WAIVERS CATEGORY					
Faculty/Administrators	22	22	62.1	22	14.2
Civil Service	55	55	173.0	55	40.1
Academic/Other Talent	664	664	1,271.3	-	-
Athletic	-	-	-	-	-
Gender Equity in Intercollegiate Athletics	-	-	-	-	-
Foreign Exchange Students	72	72	783.3	72	188.8
Out-of-State Students	-	-	-	-	-
Foreign Students	-	-	-	-	-
Student Need-Financial Aid	241	241	331.6	-	-
Student Need-Special Programs	-	-	-	-	-
Cooperating Professionals	62	62	126.0	-	-
Research Assistants	31	31	91.1	-	-
Teaching Assistants	29	29	68.1	-	-
Other Assistants	38	38	267.4	-	-
Student Employment	-	-	-	-	-
Interinstitutional/Related Agencies	21	21	92.5	21	21.6
Retired University Employees	-	-	-	-	-
Children of Deceased Employees	-	-	-	-	-
Contract/Training Grants	22	22	149.8	22	35.4
Other**	-	-	-	-	-
SUBTOTAL	1,257	1,257	3,416.1	192	300.0

Unduplicated Summary Tuition and/or Fees	Number of Recipients	Total Value of Waivers
Mandatory Waiver Category Total***	137	\$ 906.2
Discretionary Waiver Category Total***	1,257	\$ 3,716.2
Total Count of Waivers****	1,394	\$ 4,622.3

* Illinois Veterans Grants, Illinois National Guard Grants, and POW/MIA Scholarships. Includes only the waived portion of these grants.

** Other waiver categories must be approved by the Board of Higher Education prior to reporting.

*** Each recipient is only counted once in each category even if they receive multiple waivers in the same category. The totals only count the recipient one time so these numbers may not total.

Recipients are only counted once in the number of recipients for total waivers. The sum of mandatory waiver and discretionary waiver recipients

**** may not equal the total waivers reported.

**TABLE B-14
FISCAL YEAR 2023
UNDERGRADUATE TUITION AND FEE WAIVERS**

Northeastern Illinois University

Note: Recipients are represented once for each waiver program

Rounding may cause some small variances in total values

(in thousands of dollars)	Number of Recipients (unduplicated)	Tuition Waived		Fees Waived	
		Number of Recipients (unduplicated)	Value of Waivers	Number of Recipients (unduplicated)	Value of Waivers
MANDATORY WAIVERS CATEGORY					
Teacher Special Education	14	14	135.0	14	32.7
General Assembly	-	-	-	-	-
ROTC	7	7	52.0	7	12.6
DCFS	6	6	16.0	6	3.9
Children of Employees	14	14	41.2	14	10.0
Senior Citizens	5	5	21.1	-	-
Honorary Scholarships	-	-	-	-	-
Veterans Grants & Scholarships*	49	49	268.2	49	64.9
Other**	-	-	-	-	-
SUBTOTAL	95	95	533.6	90	124.1
DISCRETIONARY WAIVERS CATEGORY					
Faculty/Administrators	-	-	-	-	-
Civil Service	13	13	46.3	13	11.2
Academic/Other Talent	469	469	947.1	-	-
Athletic	-	-	-	-	-
Gender Equity in Intercollegiate Athletics	-	-	-	-	-
Foreign Exchange Students	65	65	721.6	65	174.7
Out-of-State Students	-	-	-	-	-
Foreign Students	-	-	-	-	-
Student Need-Financial Aid	106	106	200.8	-	-
Student Need-Special Programs	-	-	-	-	-
Cooperating Professionals	15	15	34.5	-	-
Research Assistants	-	-	-	-	-
Teaching Assistants	-	-	-	-	-
Other Assistants	-	-	-	-	-
Student Employment	-	-	-	-	-
Interinstitutional/Related Agencies	9	9	38.9	9	9.4
Retired University Employees	-	-	-	-	-
Children of Deceased Employees	-	-	-	-	-
Contract/Training Grants	8	8	86.8	8	21.0
Other**	-	-	-	-	-
SUBTOTAL	685	685	2,076.1	95	216.4

Unduplicated Summary Tuition and/or Fees	Number of Recipients	Total Value of Waivers
Mandatory Waiver Category Total***	95	\$ 657.7
Discretionary Waiver Category Total***	685	\$ 2,292.4
Total Count of Waivers****	780	\$ 2,950.1

* Illinois Veterans Grants, Illinois National Guard Grants, and POW/MIA Scholarships. Includes only the waived portion of these grants.

** Other waiver categories must be approved by the Board of Higher Education prior to reporting.

*** Each recipient is only counted once in each category even if they receive multiple waivers in the same category. The totals only count the recipient one time so these numbers may not total.

Recipients are only counted once in the number of recipients for total waivers. The sum of mandatory waiver and discretionary waiver recipients

**** may not equal the total waivers reported.

TABLE B-15
FISCAL YEAR 2023
GRADUATE TUITION AND FEE WAIVERS

Northeastern Illinois University

Note: Recipients are represented once for each waiver program

Rounding may cause some small variances in total values

(in thousands of dollars)	Tuition Waived		Fees Waived		
	Number of Recipients (unduplicated)	Value of Waivers (unduplicated)	Number of Recipients (unduplicated)	Value of Waivers (unduplicated)	
MANDATORY WAIVERS CATEGORY					
Teacher Special Education	21	21	127.3	21	29.0
General Assembly	-	-	-	-	-
ROTC	1	1	9.5	1	2.2
DCFS	-	-	-	-	-
Children of Employees	-	-	-	-	-
Senior Citizens	4	4	18.0	-	-
Honorary Scholarships	-	-	-	-	-
Veterans Grants & Scholarships*	16	16	50.9	16	11.6
Other**	-	-	-	-	-
SUBTOTAL	42	42	205.7	38	42.8
DISCRETIONARY WAIVERS CATEGORY					
Faculty/Administrators	22	22	62.1	22	14.2
Civil Service	42	42	126.7	42	28.9
Academic/Other Talent	195	195	324.2	-	-
Athletic	-	-	-	-	-
Gender Equity in Intercollegiate Athletics	-	-	-	-	-
Foreign Exchange Students	7	7	61.7	7	14.1
Out-of-State Students	-	-	-	-	-
Foreign Students	-	-	-	-	-
Student Need-Financial Aid	135	135	130.9	-	-
Student Need-Special Programs	-	-	-	-	-
Cooperating Professionals	47	47	91.4	-	-
Research Assistants	31	31	91.1	-	-
Teaching Assistants	29	29	68.1	-	-
Other Assistants	38	38	267.4	-	-
Student Employment	-	-	-	-	-
Interinstitutional/Related Agencies	12	12	53.6	12	12.2
Retired University Employees	-	-	-	-	-
Children of Deceased Employees	-	-	-	-	-
Contract/Training Grants	14	14	63.0	14	14.4
Other**	-	-	-	-	-
SUBTOTAL	572	572	1,340.1	97	83.7

Unduplicated Summary Tuition and/or Fees	Number of Recipients	Total Value of Waivers
Mandatory Waiver Category Total***	42	\$ 248.5
Discretionary Waiver Category Total***	572	\$ 1,423.8
Total Count of Waivers****	614	\$ 1,672.2

* Illinois Veterans Grants, Illinois National Guard Grants, and POW/MIA Scholarships. Includes only the waived portion of these grants.

** Other waiver categories must be approved by the Board of Higher Education prior to reporting.

*** Each recipient is only counted once in each category even if they receive multiple waivers in the same category. The totals only count the recipient one time so these numbers may not total.

Recipients are only counted once in the number of recipients for total waivers. The sum of mandatory waiver and discretionary waiver recipients

**** may not equal the total waivers reported.

TABLE B-16
FISCAL YEAR 2023
TOTAL TUITION AND FEE WAIVERS

Northern Illinois University

Note: Recipients are represented once for each waiver program

Rounding may cause some small variances in total values

(in thousands of dollars)	Tuition Waived			Fees Waived	
	Number of Recipients (unduplicated)	Number of Recipients (unduplicated)	Value of Waivers	Number of Recipients (unduplicated)	Value of Waivers
MANDATORY WAIVERS CATEGORY					
Teacher Special Education	56	56	496.9	37	110.2
General Assembly	-	-	-	-	-
ROTC	47	46	254.1	21	1.7
DCFS	37	37	181.7	25	36.6
Children of Employees	108	108	442.1	-	-
Senior Citizens	3	3	12.1	-	-
Honorary Scholarships	-	-	-	-	-
Veterans Grants & Scholarships*	332	325	2,347.4	230	399.5
Other**	-	-	-	-	-
SUBTOTAL	583	575	3,734.5	313	548.1
DISCRETIONARY WAIVERS CATEGORY					
Faculty/Administrators	66	66	281.8	1	0.6
Civil Service	129	129	646.8	41	47.4
Academic/Other Talent	662	662	3,344.1	1	0.0
Athletic	221	221	1,679.2	-	-
Gender Equity in Intercollegiate Athletics	130	130	1,168.0	-	-
Foreign Exchange Students	-	-	-	-	-
Out-of-State Students	-	-	-	-	-
Foreign Students	19	19	177.2	-	-
Student Need-Financial Aid	-	-	-	-	-
Student Need-Special Programs	4	4	17.0	-	-
Cooperating Professionals	323	323	1,020.0	-	-
Research Assistants	404	404	2,118.4	-	-
Teaching Assistants	705	705	4,395.4	-	-
Other Assistants	185	185	1,261.4	-	-
Student Employment	-	-	-	-	-
Interinstitutional/Related Agencies	38	38	124.3	-	-
Retired University Employees	12	12	45.8	4	3.1
Children of Deceased Employees	2	2	9.6	2	3.2
Contract/Training Grants	38	38	287.6	-	-
All Other (Fellowships)**	8	8	30.1	-	-
SUBTOTAL	2,946	2,946	16,606.9	49	54.3

Unduplicated Summary Tuition and/or Fees	Number of Recipients	Total Value of Waivers
Mandatory Waiver Category Total***	583	\$ 4,282.6
Discretionary Waiver Category Total***	2,946	\$ 16,661.1
Total count of Waivers****	3,529	\$ 20,943.7

* Illinois Veterans Grants, Illinois National Guard Grants, and POW/MIA Scholarships. Includes only the waived portion of these grants.

** Other waiver categories must be approved by the Board of Higher Education prior to reporting.

*** Each recipient is only counted once in each category even if they receive multiple waivers in the same category. The totals only count the recipient one time so these numbers may not total.

Recipients are only counted once in the number of recipients for total waivers. The sum of mandatory waiver and discretionary waiver recipients

**** may not equal the total waivers reported.

TABLE B-17
FISCAL YEAR 2023
UNDERGRADUATE TUITION AND FEE WAIVERS

Northern Illinois University

Note: Recipients are represented once for each waiver program

Rounding may cause some small variances in total values

(in thousands of dollars)	Tuition Waived		Fees Waived		
	Number of Recipients (unduplicated)	Number of Recipients (unduplicated)	Value of Waivers	Number of Recipients (unduplicated)	Value of Waivers
MANDATORY WAIVERS CATEGORY					
Teacher Special Education	37	37	336.7	37	110.2
General Assembly			-		-
ROTC	44	43	225.5	21	1.7
DCFS	35	35	175.6	25	36.6
Children of Employees	108	108	442.1	-	-
Senior Citizens	3	3	12.1	-	-
Honorary Scholarships			-		-
Veterans Grants & Scholarships*	231	231	1,652.7	217	249.3
Other**			-		-
SUBTOTAL	458	457	2,844.6	300	397.9
DISCRETIONARY WAIVERS CATEGORY					
Faculty/Administrators	2	2	4.8	1	0.6
Civil Service	43	43	166.1	41	47.4
Academic/Other Talent	416	416	1,166.6		-
Athletic	221	221	1,679.2		-
Gender Equity in Intercollegiate Athletics	130	130	1,168.0		-
Foreign Exchange Students			-		-
Out-of-State Students			-		-
Foreign Students			-		-
Student Need-Financial Aid			-		-
Student Need-Special Programs			-		-
Cooperating Professionals	8	8	26.7		-
Research Assistants			-		-
Teaching Assistants			-		-
Other Assistants	3	3	14.4		-
Student Employment			-		-
Interinstitutional/Related Agencies	11	11	35.2		-
Retired University Employees	4	4	9.0	4	3.1
Children of Deceased Employees	2	2	9.6	2	3.2
Contract/Training Grants			-		-
Other**			-		-
SUBTOTAL	840	840	4,279.5	48	54.3

Unduplicated Summary Tuition and/or Fees	Number of Recipients	Total Value of Waivers
Mandatory Waiver Category Total***	458	\$ 3,242.5
Discretionary Waiver Category Total***	840	\$ 4,333.7
Total count of Waivers****	1,298	\$ 7,576.2

* Illinois Veterans Grants, Illinois National Guard Grants, and POW/MIA Scholarships. Includes only the waived portion of these grants.

** Other waiver categories must be approved by the Board of Higher Education prior to reporting.

*** Each recipient is only counted once in each category even if they receive multiple waivers in the same category. The totals only count the recipient one time so these numbers may not total.

Recipients are only counted once in the number of recipients for total waivers. The sum of mandatory waiver and discretionary waiver recipients

**** may not equal the total waivers reported.

TABLE B-18
FISCAL YEAR 2023
GRADUATE TUITION AND FEE WAIVERS

Northern Illinois University

Note: Recipients are represented once for each waiver program

Rounding may cause some small variances in total values

(in thousands of dollars)	Number of Recipients (unduplicated)	Tuition Waived		Fees Waived	
		Number of Recipients (unduplicated)	Value of Waivers	Number of Recipients (unduplicated)	Value of Waivers
MANDATORY WAIVERS CATEGORY					
Teacher Special Education	19	19	160.3		
General Assembly			-		
ROTC	3	3	28.7		
DCFS	2	2	6.2		
Children of Employees			-		
Senior Citizens			-		
Honorary Scholarships			-		
Veterans Grants & Scholarships*	101	94	694.8	13	150.2
Other**			-		-
SUBTOTAL	125	118	889.9	13	150.2
DISCRETIONARY WAIVERS CATEGORY					
Faculty/Administrators	64	64	277.1		
Civil Service	86	86	480.8		
Academic/Other Talent	246	246	2,177.6	1	0.0
Athletic			-		
Gender Equity in Intercollegiate Athletics			-		
Foreign Exchange Students			-		
Out-of-State Students			-		
Foreign Students	19	19	177.2		
Student Need-Financial Aid			-		
Student Need-Special Programs	4	4	17.0		
Cooperating Professionals	315	315	993.3		
Research Assistants	404	404	2,118.4		
Teaching Assistants	705	705	4,395.4		
Other Assistants	182	182	1,247.1		
Student Employment			-		
Interinstitutional/Related Agencies	27	27	89.1		
Retired University Employees	8	8	36.8		
Children of Deceased Employees			-		
Contract/Training Grants	38	38	287.6		
All Other (Fellowships)**	8	8	30.1		
SUBTOTAL	2,106	2,106	12,327.4	1	0.0

Unduplicated Summary Tuition and/or Fees	Number of Recipients	Total Value of Waivers
Mandatory Waiver Category Total***	125	\$ 1,040.1
Discretionary Waiver Category Total***	2,106	\$ 12,327.4
Total count of Waivers****	2,231	\$ 13,367.5

* Illinois Veterans Grants, Illinois National Guard Grants, and POW/MIA Scholarships. Includes only the waived portion of these grants.

** Other waiver categories must be approved by the Board of Higher Education prior to reporting.

*** Each recipient is only counted once in each category even if they receive multiple waivers in the same category. The totals only count the recipient one time so these numbers may not total.

Recipients are only counted once in the number of recipients for total waivers. The sum of mandatory waiver and discretionary waiver recipients

**** may not equal the total waivers reported.

**TABLE B-19
FISCAL YEAR 2023
TOTAL TUITION AND FEE WAIVERS**

Southern Illinois University Carbondale

Note: Recipients are represented once for each waiver program

Rounding may cause some small variances in total values

(in thousands of dollars)	Tuition Waived			Fees Waived	
	Number of Recipients (unduplicated)	Number of Recipients (unduplicated)	Value of Waivers	Number of Recipients (unduplicated)	Value of Waivers
MANDATORY WAIVERS CATEGORY					
Teacher Special Education	19	19	186.8	19	72.4
General Assembly	-	-	-	-	-
ROTC	31	31	245.6	-	-
DCFS	26	26	135.7	17	40.0
Children of Employees	199	199	711.6	-	-
Senior Citizens	5	5	24.2	-	-
Honorary Scholarships	-	-	-	-	-
Veterans Grants & Scholarships*	352	349	2,083.3	197	283.5
Other**	-	-	-	-	-
SUBTOTAL	631	628	3,387.2	233	395.9
DISCRETIONARY WAIVERS CATEGORY					
Faculty/Administrators	150	150	684.7	140	239.6
Civil Service	180	180	917.0	168	261.8
Academic/Other Talent	750	750	2,206.9	-	-
Athletic	151	151	1,138.9	-	-
Gender Equity in Intercollegiate Athletics	101	101	813.7	-	-
Foreign Exchange Students	20	20	132.0	-	-
Out-of-State Students	-	-	-	-	-
Foreign Students	-	-	-	-	-
Student Need-Financial Aid	536	536	1,542.4	-	-
Student Need-Special Programs	-	-	-	-	-
Cooperating Professionals	56	55	194.1	54	68.6
Research Assistants	549	549	6,234.5	-	-
Teaching Assistants	729	729	9,727.9	-	-
Other Assistants	99	99	954.4	-	-
Student Employment	-	-	-	-	-
Interinstitutional/Related Agencies	40	40	203.5	36	31.3
Retired University Employees	5	5	8.2	5	10.0
Children of Deceased Employees	2	2	15.1	-	-
Contract/Training Grants	53	53	380.7	-	-
All Other (Fellowships)**	80	80	671.1	-	-
SUBTOTAL	3,236	3,236	25,825.1	398	611.3

Unduplicated Summary Tuition and/or Fees	Number of Recipients	Total Value of Waivers
Mandatory Waiver Category Total***	631	\$ 3,783.1
Discretionary Waiver Category Total***	3,236	\$ 26,436.4
Total Count of Waivers****	3,817	\$ 30,219.5

* Illinois Veterans Grants, Illinois National Guard Grants, and POW/MIA Scholarships. Includes only the waived portion of these grants.

** Other waiver categories must be approved by the Board of Higher Education prior to reporting.

*** Each recipient is only counted once in each category even if they receive multiple waivers in the same category. The totals only count the recipient one time so these numbers may not total.

Recipients are only counted once in the number of recipients for total waivers. The sum of mandatory waiver and discretionary waiver recipients

**** may not equal the total waivers reported.

TABLE B-20
FISCAL YEAR 2023
UNDERGRADUATE TUITION AND FEE WAIVERS

Southern Illinois University Carbondale

Note: Recipients are represented once for each waiver program

Rounding may cause some small variances in total values

(in thousands of dollars)	Tuition Waived			Fees Waived	
	Number of Recipients (unduplicated)	Number of Recipients (unduplicated)	Value of Waivers	Number of Recipients (unduplicated)	Value of Waivers
MANDATORY WAIVERS CATEGORY					
Teacher Special Education	16	16	142.2	16	54.5
General Assembly					
ROTC	31	31	245.6		
DCFS	25	25	131.5	16	39.3
Children of Employees	199	199	711.6		
Senior Citizens	4	4	17.2		
Honorary Scholarships					
Veterans Grants & Scholarships*	289	287	1,649.2	152	223.7
Other**					
SUBTOTAL	563	561	2,897.3	184	317.5
DISCRETIONARY WAIVERS CATEGORY					
Faculty/Administrators	34	34	92.9	33	44.3
Civil Service	89	89	346.4	89	121.4
Academic/Other Talent	661	661	1,699.1		
Athletic	134	134	983.1		
Gender Equity in Intercollegiate Athletics	100	100	805.2		
Foreign Exchange Students	19	19	120.8		
Out-of-State Students					
Foreign Students					
Student Need-Financial Aid	536	536	1,542.4		
Student Need-Special Programs					
Cooperating Professionals					
Research Assistants					
Teaching Assistants					
Other Assistants					
Student Employment					
Interinstitutional/Related Agencies	21	21	78.9	21	17.1
Retired University Employees	3	3	3.5	3	6.8
Children of Deceased Employees	2	2	15.1		
Contract/Training Grants	10	10	8.8		
Other**					
SUBTOTAL	1,558	1,558	5,696.2	146	189.6

Unduplicated Summary Tuition and/or Fees	Number of Recipients	Total Value of Waivers
Mandatory Waiver Category Total***	563	\$ 3,214.8
Discretionary Waiver Category Total***	1,558	\$ 5,885.8
Total Count of Waivers****	2,071	\$ 9,100.6

* Illinois Veterans Grants, Illinois National Guard Grants, and POW/MIA Scholarships. Includes only the waived portion of these grants.

** Other waiver categories must be approved by the Board of Higher Education prior to reporting.

*** Each recipient is only counted once in each category even if they receive multiple waivers in the same category. The totals only count the recipient one time so these numbers may not total.

Recipients are only counted once in the number of recipients for total waivers. The sum of mandatory waiver and discretionary waiver recipients

**** may not equal the total waivers reported.

TABLE B-21
FISCAL YEAR 2023
GRADUATE TUITION AND FEE WAIVERS

Southern Illinois University Carbondale

Note: Recipients are represented once for each waiver program

Rounding may cause some small variances in total values

(in thousands of dollars)	Tuition Waived		Fees Waived		
	Number of Recipients (unduplicated)	Number of Recipients (unduplicated)	Value of Waivers	Number of Recipients (unduplicated)	Value of Waivers
MANDATORY WAIVERS CATEGORY					
Teacher Special Education	3	3	44.6	3	17.9
General Assembly					
ROTC					
DCFS	1	1	4.2	1	0.7
Children of Employees					
Senior Citizens	1	1	7.0		
Honorary Scholarships					
Veterans Grants & Scholarships*	63	62	434.1	45	59.8
Other**					
SUBTOTAL	68	67	489.9	49	78.4
DISCRETIONARY WAIVERS CATEGORY					
Faculty/Administrators	116	116	591.8	107	195.3
Civil Service	91	91	570.6	79	140.4
Academic/Other Talent	89	89	507.8		
Athletic	17	17	155.8		
Gender Equity in Intercollegiate Athletics	1	1	8.5		
Foreign Exchange Students	1	1	11.2		
Out-of-State Students					
Foreign Students					
Student Need-Financial Aid					
Student Need-Special Programs					
Cooperating Professionals	56	55	194.1	54	68.6
Research Assistants	549	549	6,234.5		
Teaching Assistants	729	729	9,727.9		
Other Assistants	99	99	954.4		
Student Employment					
Interinstitutional/Related Agencies	19	19	124.6	15	14.2
Retired University Employees	2	2	4.7	2	3.2
Children of Deceased Employees					
Contract/Training Grants	43	43	371.9		
All Other (Fellowships)**	80	80	671.1		
SUBTOTAL	1,678	1,678	20,128.9	252	421.7

Unduplicated Summary Tuition and/or Fees	Number of Recipients	Total Value of Waivers
Mandatory Waiver Category Total***	68	\$ 568.3
Discretionary Waiver Category Total***	1,678	\$ 20,550.6
Total Count of Waivers****	1,746	\$ 21,118.9

* Illinois Veterans Grants, Illinois National Guard Grants, and POW/MIA Scholarships. Includes only the waived portion of these grants.

** Other waiver categories must be approved by the Board of Higher Education prior to reporting.

*** Each recipient is only counted once in each category even if they receive multiple waivers in the same category. The totals only count the recipient one time so these numbers may not total.

Recipients are only counted once in the number of recipients for total waivers. The sum of mandatory waiver and discretionary waiver recipients

**** may not equal the total waivers reported.

TABLE B-22
FISCAL YEAR 2023
TOTAL TUITION AND FEE WAIVERS

Southern Illinois University Edwardsville

Note: Recipients are represented once for each waiver program

Rounding may cause some small variances in total values

(in thousands of dollars)	Tuition Waived			Fees Waived	
	Number of Recipients (unduplicated)	Number of Recipients (unduplicated)	Value of Waivers	Number of Recipients (unduplicated)	Value of Waivers
MANDATORY WAIVERS CATEGORY					
Teacher Special Education	33	33	299.2	33	106.0
General Assembly	-	-	-	-	-
ROTC	60	60	597.7	-	-
DCFS	21	21	145.9	-	-
Children of Employees	167	167	646.3	-	-
Senior Citizens	-	-	-	-	-
Honorary Scholarships	-	-	-	-	-
Veterans Grants & Scholarships*	422	422	2,690.3	318	629.2
Other**	-	-	-	-	-
SUBTOTAL	703	703	4,379.4	351	735.2
DISCRETIONARY WAIVERS CATEGORY					
Faculty/Administrators	49	49	174.6	-	-
Civil Service	82	82	294.6	-	-
Academic/Other Talent	142	142	970.4	3	3.9
Athletic	154	154	895.0	-	-
Gender Equity in Intercollegiate Athletics	108	108	904.0	-	-
Foreign Exchange Students	-	-	-	-	-
Out-of-State Students	-	-	-	-	-
Foreign Students	-	-	-	-	-
Student Need-Financial Aid	-	-	-	-	-
Student Need-Special Programs	-	-	-	-	-
Cooperating Professionals	74	74	284.3	-	-
Research Assistants	230	229	455.6	1	1.9
Teaching Assistants	195	195	1,073.4	-	-
Other Assistants	403	403	2,294.2	-	-
Student Employment	164	164	1,002.7	-	-
Interinstitutional/Related Agencies	-	-	-	-	-
Retired University Employees	72	72	280.2	-	-
Children of Deceased Employees	-	-	-	-	-
Contract/Training Grants	-	-	-	-	-
Other**	60	-	-	60	83.7
SUBTOTAL	1,733	1,672	8,629.0	64	89.5

Unduplicated Summary Tuition and/or Fees	Number of Recipients	Total Value of Waivers
Mandatory Waiver Category Total***	703	\$ 5,114.6
Discretionary Waiver Category Total***	1,733	\$ 8,718.5
Total Count of Waivers****	2,436	\$ 13,833.1

* Illinois Veterans Grants, Illinois National Guard Grants, and POW/MIA Scholarships. Includes only the waived portion of these grants.

** Other waiver categories must be approved by the Board of Higher Education prior to reporting.

*** Each recipient is only counted once in each category even if they receive multiple waivers in the same category. The totals only count the recipient one time so these numbers may not total.

Recipients are only counted once in the number of recipients for total waivers. The sum of mandatory waiver and discretionary waiver recipients

**** may not equal the total waivers reported.

TABLE B-23
FISCAL YEAR 2023
UNDERGRADUATE TUITION AND FEE WAIVERS

Southern Illinois University Edwardsville

Note: Recipients are represented once for each waiver program

Rounding may cause some small variances in total values

(in thousands of dollars)	Tuition Waived			Fees Waived	
	Number of Recipients (unduplicated)	Number of Recipients (unduplicated)	Value of Waivers	Number of Recipients (unduplicated)	Value of Waivers
MANDATORY WAIVERS CATEGORY					
Teacher Special Education	28	28	274.8	28	98.4
General Assembly	-	-	-	-	-
ROTC	60	60	597.7	-	-
DCFS	21	21	145.9	-	-
Children of Employees	166	166	645.7	-	-
Senior Citizens	-	-	-	-	-
Honorary Scholarships	-	-	-	-	-
Veterans Grants & Scholarships*	323	323	2,184.8	234	531.2
Other**	-	-	-	-	-
SUBTOTAL	598	598	3,848.9	262	629.6
DISCRETIONARY WAIVERS CATEGORY					
Faculty/Administrators	9	9	17.2	-	-
Civil Service	37	37	132.8	-	-
Academic/Other Talent	124	124	822.7	-	-
Athletic	137	137	787.9	-	-
Gender Equity in Intercollegiate Athletics	100	100	842.8	-	-
Foreign Exchange Students	-	-	-	-	-
Out-of-State Students	-	-	-	-	-
Foreign Students	-	-	-	-	-
Student Need-Financial Aid	-	-	-	-	-
Student Need-Special Programs	-	-	-	-	-
Cooperating Professionals	72	72	274.8	-	-
Research Assistants	2	1	1.0	1	1.9
Teaching Assistants	-	-	-	-	-
Other Assistants	4	4	28.8	-	-
Student Employment	1	1	5.6	-	-
Interinstitutional/Related Agencies	-	-	-	-	-
Retired University Employees	15	15	41.3	-	-
Children of Deceased Employees	-	-	-	-	-
Contract/Training Grants	-	-	-	-	-
Other**	34	-	-	34	58.6
SUBTOTAL	535	500	2,954.9	35	60.5

Unduplicated Summary Tuition and/or Fees	Number of Recipients	Total Value of Waivers
Mandatory Waiver Category Total***	598	\$ 4,478.5
Discretionary Waiver Category Total***	535	\$ 3,015.4
Total Count of Waivers****	1,133	\$ 7,493.9

* Illinois Veterans Grants, Illinois National Guard Grants, and POW/MIA Scholarships. Includes only the waived portion of these grants.

** Other waiver categories must be approved by the Board of Higher Education prior to reporting.

*** Each recipient is only counted once in each category even if they receive multiple waivers in the same category. The totals only count the recipient one time so these numbers may not total.

Recipients are only counted once in the number of recipients for total waivers. The sum of mandatory waiver and discretionary waiver recipients

**** may not equal the total waivers reported.

TABLE B-24
FISCAL YEAR 2023
GRADUATE TUITION AND FEE WAIVERS

Southern Illinois University Edwardsville

Note: Recipients are represented once for each waiver program

Rounding may cause some small variances in total values

(in thousands of dollars)	Tuition Waived			Fees Waived	
	Number of Recipients (unduplicated)	Number of Recipients (unduplicated)	Value of Waivers	Number of Recipients (unduplicated)	Value of Waivers
MANDATORY WAIVERS CATEGORY					
Teacher Special Education	5	5	24.4	5	7.6
General Assembly	-	-	-	-	-
ROTC	-	-	-	-	-
DCFS	-	-	-	-	-
Children of Employees	1	1	0.6	-	-
Senior Citizens	-	-	-	-	-
Honorary Scholarships	-	-	-	-	-
Veterans Grants & Scholarships*	99	99	505.5	84	98.0
Other**	-	-	-	-	-
SUBTOTAL	105	105	530.5	89	105.6
DISCRETIONARY WAIVERS CATEGORY					
Faculty/Administrators	40	40	157.4	-	-
Civil Service	45	45	161.8	-	-
Academic/Other Talent	18	18	147.7	3	3.9
Athletic	17	17	107.1	-	-
Gender Equity in Intercollegiate Athletics	8	8	61.2	-	-
Foreign Exchange Students	-	-	-	-	-
Out-of-State Students	-	-	-	-	-
Foreign Students	-	-	-	-	-
Student Need-Financial Aid	-	-	-	-	-
Student Need-Special Programs	-	-	-	-	-
Cooperating Professionals	2	2	9.5	-	-
Research Assistants	228	228	454.6	-	-
Teaching Assistants	195	195	1,073.4	-	-
Other Assistants	399	399	2,265.4	-	-
Student Employment	163	163	997.1	-	-
Interinstitutional/Related Agencies	-	-	-	-	-
Retired University Employees	57	57	238.9	-	-
Children of Deceased Employees	-	-	-	-	-
Contract/Training Grants	-	-	-	-	-
Other**	26	-	-	26	25.1
SUBTOTAL	1,198	1,172	5,674.1	29	29.0

Unduplicated Summary Tuition and/or Fees	Number of Recipients	Total Value of Waivers
Mandatory Waiver Category Total***	105	\$ 636.1
Discretionary Waiver Category Total***	1,198	\$ 5,703.1
Total Count of Waivers****	1,303	\$ 6,339.2

* Illinois Veterans Grants, Illinois National Guard Grants, and POW/MIA Scholarships. Includes only the waived portion of these grants.

** Other waiver categories must be approved by the Board of Higher Education prior to reporting.

*** Each recipient is only counted once in each category even if they receive multiple waivers in the same category. The totals only count the recipient one time so these numbers may not total.

Recipients are only counted once in the number of recipients for total waivers. The sum of mandatory waiver and discretionary waiver recipients

**** may not equal the total waivers reported.

**TABLE B-25
FISCAL YEAR 2023
GRADUATE TUITION AND FEE WAIVERS**

SIU SCHOOL OF MEDICINE

Note: Recipients are represented once for each waiver program

Rounding may cause some small variances in total values

(in thousands of dollars)	Number of Recipients (unduplicated)	Tuition Waived		Fees Waived	
		Number of Recipients (unduplicated)	Value of Waivers	Number of Recipients (unduplicated)	Value of Waivers
MANDATORY WAIVERS CATEGORY					
Teacher Special Education					
General Assembly					
ROTC					
DCFS					
Children of Employees					
Senior Citizens					
Honorary Scholarships					
Veterans Grants & Scholarships*	4	4	151.7	2	1.7
Other**					
SUBTOTAL	4	4	151.7	2	1.7
DISCRETIONARY WAIVERS CATEGORY					
Faculty/Administrators					
Civil Service					
Academic/Other Talent					
Athletic					
Gender Equity in Intercollegiate Athletics					
Foreign Exchange Students					
Out-of-State Students					
Foreign Students					
Student Need-Financial Aid	21	21	364.7		
Student Need-Special Programs					
Cooperating Professionals					
Research Assistants					
Teaching Assistants					
Other Assistants					
Student Employment					
Interinstitutional/Related Agencies					
Retired University Employees					
Children of Deceased Employees					
Contract/Training Grants					
Other**					
SUBTOTAL	21	21	364.7		

Unduplicated Summary Tuition and/or Fees	Number of Recipients	Total Value of Waivers
Mandatory Waiver Category Total***	4	\$ 153.4
Discretionary Waiver Category Total***	21	\$ 364.7
Total Count of Waivers****	25	\$ 518.1

* Illinois Veterans Grants, Illinois National Guard Grants, and POW/MIA Scholarships. Includes only the waived portion of these grants.

** Other waiver categories must be approved by the Board of Higher Education prior to reporting.

*** Each recipient is only counted once in each category even if they receive multiple waivers in the same category. The totals only count the recipient one time so these numbers may not total.

Recipients are only counted once in the number of recipients for total waivers. The sum of mandatory waiver and discretionary waiver recipients

**** may not equal the total waivers reported.

TABLE B-26
FISCAL YEAR 2023
TOTAL TUITION AND FEE WAIVERS

University of Illinois at Chicago

Note: Recipients are represented once for each waiver program

Rounding may cause some small variances in total values

(in thousands of dollars)	Tuition Waived			Fees Waived	
	Number of Recipients (unduplicated)	Number of Recipients (unduplicated)	Value of Waivers	Number of Recipients (unduplicated)	Value of Waivers
MANDATORY WAIVERS CATEGORY					
Teacher Special Education	35	35	285.9	35	97.0
General Assembly	-	-	-	-	-
ROTC	55	55	523.4	-	-
DCFS	25	25	171.1	15	39.2
Children of Employees	229	229	1,282.7	-	-
Senior Citizens	-	-	-	-	-
Honorary Scholarships	34	34	569.0	-	-
Veterans Grants & Scholarships*	322	322	3,349.8	162	437.8
Other**	-	-	-	-	-
SUBTOTAL	695	695	6,181.9	188	574.0
DISCRETIONARY WAIVERS CATEGORY					
Faculty/Administrators	371	371	3,470.8	365	770.8
Civil Service	362	362	3,470.0	362	834.0
Academic/Other Talent	1,787	1,784	21,039.5	649	924.6
Athletic	168	168	2,090.2	-	-
Gender Equity in Intercollegiate Athletics	41	41	600.0	-	-
Foreign Exchange Students	-	-	-	-	-
Out-of-State Students	45	45	574.7	-	-
Foreign Students	1,265	-	-	1,265	150.7
Student Need-Financial Aid	10	10	20.0	-	-
Student Need-Special Programs	43	43	83.1	-	-
Cooperating Professionals	51	51	264.6	51	20.5
Research Assistants	1,167	1,167	19,221.5	1,166	2,623.8
Teaching Assistants	1,489	1,483	23,083.9	1,489	3,247.9
Other Assistants	1,105	471	6,158.5	1,088	1,056.4
Student Employment	-	-	-	-	-
Interinstitutional/Related Agencies	-	-	-	-	-
Retired University Employees	9	9	30.9	9	14.9
Children of Deceased Employees	-	-	-	-	-
Contract/Training Grants	-	-	-	-	-
Other**	-	-	-	-	-
SUBTOTAL	5,383	5,383	80,107.6	4,080	9,643.5

Unduplicated Summary Tuition and/or Fees	Number of Recipients	Total Value of Waivers
Mandatory Waiver Category Total***	695	\$ 6,755.9
Discretionary Waiver Category Total***	5,383	\$ 89,751.1
Total Count of Waivers****	6,063	\$ 96,507.0

* Illinois Veterans Grants, Illinois National Guard Grants, and POW/MIA Scholarships. Includes only the waived portion of these grants.

** Other waiver categories must be approved by the Board of Higher Education prior to reporting.

*** Each recipient is only counted once in each category even if they receive multiple waivers in the same category. The totals only count the recipient one time so these numbers may not total.

Recipients are only counted once in the number of recipients for total waivers. The sum of mandatory waiver and discretionary waiver recipients

**** may not equal the total waivers reported.

**TABLE B-27
FISCAL YEAR 2023
UNDERGRADUATE TUITION AND FEE WAIVERS**

University of Illinois at Chicago

Note: Recipients are represented once for each waiver program

Rounding may cause some small variances in total values

(in thousands of dollars)	Tuition Waived			Fees Waived	
	Number of Recipients (unduplicated)	Number of Recipients (unduplicated)	Value of Waivers	Number of Recipients (unduplicated)	Value of Waivers
MANDATORY WAIVERS CATEGORY					
Teacher Special Education	1	1	10.8	1	3.1
General Assembly			-		-
ROTC	54	54	496.7	-	-
DCFS	24	24	134.4	14	35.1
Children of Employees	229	229	1,282.7	-	-
Senior Citizens			-		-
Honorary Scholarships	23	23	274.8	-	-
Veterans Grants & Scholarships*	212	212	1,898.3	79	226.0
Other**	-	-	-		-
SUBTOTAL	538	538	4,097.6	94	264.3
DISCRETIONARY WAIVERS CATEGORY					
Faculty/Administrators	5	5	23.3	5	7.8
Civil Service	49	49	265.7	49	116.2
Academic/Other Talent	1,007	1,007	7,150.4	2	2.0
Athletic	154	154	1,838.6		
Gender Equity in Intercollegiate Athletics	40	40	583.1		
Foreign Exchange Students					
Out-of-State Students	45	45	574.7		
Foreign Students					
Student Need-Financial Aid	10	10	20.0		
Student Need-Special Programs	43	43	83.1		
Cooperating Professionals	3	3	4.2	3	0.4
Research Assistants					
Teaching Assistants					
Other Assistants	19	17	210.8	2	0.4
Student Employment					
Interinstitutional/Related Agencies					
Retired University Employees	1	1	1.7	1	1.0
Children of Deceased Employees	-	-	-	-	-
Contract/Training Grants	-	-	-	-	-
All Other**	-	-	-	-	-
SUBTOTAL	1,291	1,291	10,755.5	60	127.8

Unduplicated Summary Tuition and/or Fees	Number of Recipients	Total Value of Waivers
Mandatory Waiver Category Total***	538	\$ 4,361.9
Discretionary Waiver Category Total***	1,291	\$ 10,883.3
Total Count of Waivers****	1,818	\$ 15,245.2

* Illinois Veterans Grants, Illinois National Guard Grants, and POW/MIA Scholarships. Includes only the waived portion of these grants.

** Other waiver categories must be approved by the Board of Higher Education prior to reporting.

*** Each recipient is only counted once in each category even if they receive multiple waivers in the same category. The totals only count the recipient one time so these numbers may not total.

Recipients are only counted once in the number of recipients for total waivers. The sum of mandatory waiver and discretionary waiver recipients

**** may not equal the total waivers reported.

TABLE B-28
FISCAL YEAR 2023
GRADUATE TUITION AND FEE WAIVERS

University of Illinois at Chicago

Note: Recipients are represented once for each waiver program

Rounding may cause some small variances in total values

(in thousands of dollars)	Tuition Waived			Fees Waived	
	Number of Recipients (unduplicated)	Number of Recipients (unduplicated)	Value of Waivers	Number of Recipients (unduplicated)	Value of Waivers
MANDATORY WAIVERS CATEGORY					
Teacher Special Education	34	34	275.1	34	94.0
General Assembly					
ROTC	1	1	26.7		
DCFS	1	1	36.7	1	4.0
Children of Employees					
Senior Citizens					
Honorary Scholarships	11	11	294.2		
Veterans Grants & Scholarships*	110	110	1,451.5	83	211.8
Other**	-	-	-	-	-
SUBTOTAL	157	157	2,084.2	94	309.8
DISCRETIONARY WAIVERS CATEGORY					
Faculty/Administrators	366	366	3,447.5	360	762.9
Civil Service	313	313	3,204.4	313	717.8
Academic/Other Talent	780	777	13,889.1	647	922.7
Athletic	14	14	251.6		
Gender Equity in Intercollegiate Athletics	1	1	16.9		
Foreign Exchange Students					
Out-of-State Students					
Foreign Students	1,265			1,265	150.7
Student Need-Financial Aid					
Student Need-Special Programs					
Cooperating Professionals	48	48	260.4	48	20.1
Research Assistants	1,167	1,167	19,221.5	1,166	2,623.8
Teaching Assistants	1,489	1,483	23,083.9	1,489	3,247.9
Other Assistants	1,086	454	5,947.7	1,086	1,056.0
Student Employment					
Interinstitutional/Related Agencies					
Retired University Employees	8	8	29.1	8	13.8
Children of Deceased Employees	-	-	-	-	-
Contract/Training Grants	-	-	-	-	-
Other**	-	-	-	-	-
SUBTOTAL	4,092	4,092	69,352.1	4,020	9,515.7

Unduplicated Summary Tuition and/or Fees	Number of Recipients	Total Value of Waivers
Mandatory Waiver Category Total***	157	\$ 2,394.0
Discretionary Waiver Category Total***	4,092	\$ 78,867.8
Total Count of Waivers****	4,245	\$ 81,261.8

* Illinois Veterans Grants, Illinois National Guard Grants, and POW/MIA Scholarships. Includes only the waived portion of these grants.

** Other waiver categories must be approved by the Board of Higher Education prior to reporting.

*** Each recipient is only counted once in each category even if they receive multiple waivers in the same category. The totals only count the recipient one time so these numbers may not total.

Recipients are only counted once in the number of recipients for total waivers. The sum of mandatory waiver and discretionary waiver recipients

**** may not equal the total waivers reported.

TABLE B-29
FISCAL YEAR 2023
TOTAL TUITION AND FEE WAIVERS

University of Illinois at Springfield

Note: Recipients are represented once for each waiver program

Rounding may cause some small variances in total values

(in thousands of dollars)	Tuition Waived			Fees Waived	
	Number of Recipients (unduplicated)	Number of Recipients (unduplicated)	Value of Waivers	Number of Recipients (unduplicated)	Value of Waivers
MANDATORY WAIVERS CATEGORY					
Teacher Special Education	1	1	6.9	1	0.4
General Assembly	-	-	-	-	-
ROTC	-	-	-	-	-
DCFS	7	7	42.0	-	-
Children of Employees	34	34	155.2	-	-
Senior Citizens	-	-	-	-	-
Honorary Scholarships	59	59	477.6	-	-
Veterans Grants & Scholarships*	193	193	928.6	183	186.9
Other (Teacher of the Year)**	1	1	7.8	-	-
SUBTOTAL	295	295	1,618.1	184	187.3
DISCRETIONARY WAIVERS CATEGORY					
Faculty/Administrators	43	43	185.7	43	35.3
Civil Service	114	114	414.8	114	62.7
Academic/Other Talent	15	15	84.8	-	-
Athletic	33	33	182.5	-	-
Gender Equity in Intercollegiate Athletics	24	24	97.8	-	-
Foreign Exchange Students	20	20	240.5	20	38.5
Out-of-State Students	-	-	-	-	-
Foreign Students	-	-	-	-	-
Student Need-Financial Aid	54	54	99.0	-	-
Student Need-Special Programs	54	54	83.5	54	35.2
Cooperating Professionals	4	4	9.1	3	0.4
Research Assistants	3	3	28.5	3	2.4
Teaching Assistants	9	9	63.6	8	6.2
Other Assistants	257	257	1,575.4	51	40.2
Student Employment	-	-	-	-	-
Interinstitutional/Related Agencies	31	31	108.8	-	-
Retired University Employees	4	4	15.1	4	3.2
Children of Deceased Employees	-	-	-	-	-
Contract/Training Grants	-	-	-	-	-
All Other (Dual Credit Waiver)**	-	-	-	-	-
SUBTOTAL	660	660	3,188.8	296	224.1

Unduplicated Summary Tuition and/or Fees	Number of Recipients	Total Value of Waivers
Mandatory Waiver Category Total***	295	\$ 1,805.4
Discretionary Waiver Category Total***	660	\$ 3,413.0
Total Count of Waivers****	954	\$ 5,218.4

* Illinois Veterans Grants, Illinois National Guard Grants, and POW/MIA Scholarships. Includes only the waived portion of these grants.

** Other waiver categories must be approved by the Board of Higher Education prior to reporting.

*** Each recipient is only counted once in each category even if they receive multiple waivers in the same category. The totals only count the recipient one time so these numbers may not total.

Recipients are only counted once in the number of recipients for total waivers. The sum of mandatory waiver and discretionary waiver recipients

**** may not equal the total waivers reported.

**TABLE B-30
FISCAL YEAR 2023
UNDERGRADUATE TUITION AND FEE WAIVERS**

University of Illinois at Springfield

Note: Recipients are represented once for each waiver program

Rounding may cause some small variances in total values

(in thousands of dollars)	Number of Recipients (unduplicated)	Tuition Waived		Fees Waived	
		Number of Recipients (unduplicated)	Value of Waivers	Number of Recipients (unduplicated)	Value of Waivers
MANDATORY WAIVERS CATEGORY					
Teacher Special Education	-				
General Assembly					
ROTC					
DCFS	6	6	31.3		
Children of Employees	34	34	155.2		
Senior Citizens					
Honorary Scholarships	51	51	435.8		
Veterans Grants & Scholarships*	111	111	604.2	105	120.6
Other**					
SUBTOTAL	202	202	1,226.5	105	120.6
DISCRETIONARY WAIVERS CATEGORY					
Faculty/Administrators					
Civil Service	47	47	161.0	47	28.5
Academic/Other Talent	15	15	84.8		
Athletic	33	33	182.5		
Gender Equity in Intercollegiate Athletics	24	24	97.8		
Foreign Exchange Students	19	19	237.4	19	37.9
Out-of-State Students					
Foreign Students					
Student Need-Financial Aid	54	54	99.0		
Student Need-Special Programs	54	54	83.5	54	35.2
Cooperating Professionals	1	1	1.4		
Research Assistants					
Teaching Assistants					
Other Assistants					
Student Employment					
Interinstitutional/Related Agencies	11	11	35.7		
Retired University Employees					
Children of Deceased Employees					
Contract/Training Grants					
All Other (Dual Credit Waiver)**					
SUBTOTAL	257	257	982.9	120	101.6

Unduplicated Summary Tuition and/or Fees	Number of Recipients	Total Value of Waivers
Mandatory Waiver Category Total***	202	\$ 1,347.1
Discretionary Waiver Category Total***	257	\$ 1,084.5
Total Count of Waivers****	458	\$ 2,431.6

* Illinois Veterans Grants, Illinois National Guard Grants, and POW/MIA Scholarships. Includes only the waived portion of these grants.

** Other waiver categories must be approved by the Board of Higher Education prior to reporting.

*** Each recipient is only counted once in each category even if they receive multiple waivers in the same category. The totals only count the recipient one time so these numbers may not total.

Recipients are only counted once in the number of recipients for total waivers. The sum of mandatory waiver and discretionary waiver recipients

**** may not equal the total waivers reported.

TABLE B-31
FISCAL YEAR 2023
GRADUATE TUITION AND FEE WAIVERS

University of Illinois at Springfield

Note: Recipients are represented once for each waiver program

Rounding may cause some small variances in total values

(in thousands of dollars)	Tuition Waived			Fees Waived	
	Number of Recipients (unduplicated)	Number of Recipients (unduplicated)	Value of Waivers	Number of Recipients (unduplicated)	Value of Waivers
MANDATORY WAIVERS CATEGORY					
Teacher Special Education	1	1	6.9	1	0.4
General Assembly ROTC					
DCFS	1	1	10.7		
Children of Employees Senior Citizens					
Honorary Scholarships	8	8	41.8		
Veterans Grants & Scholarships*	82	82	324.4	78	66.3
Other (Teacher of the Year)**	1	1	7.8		
SUBTOTAL	93	93	391.6	79	66.7
DISCRETIONARY WAIVERS CATEGORY					
Faculty/Administrators	43	43	185.7	43	35.3
Civil Service	67	67	253.8	67	34.3
Academic/Other Talent Athletic					
Gender Equity in Intercollegiate Athletics					
Foreign Exchange Students	1	1	3.1	1	0.6
Out-of-State Students Foreign Students					
Student Need-Financial Aid Student Need-Special Programs					
Cooperating Professionals	3	3	7.7	3	0.4
Research Assistants	3	3	28.5	3	2.4
Teaching Assistants	9	9	63.6	8	6.2
Other Assistants	257	257	1,575.4	51	40.2
Student Employment Interinstitutional/Related Agencies					
Retired University Employees	20	20	73.1		
Children of Deceased Employees	4	4	15.1	4	3.2
Contract/Training Grants Other**					
SUBTOTAL	403	403	2,205.9	176	122.6

Unduplicated Summary Tuition and/or Fees	Number of Recipients	Total Value of Waivers
Mandatory Waiver Category Total***	93	\$ 458.3
Discretionary Waiver Category Total***	403	\$ 2,328.5
Total Count of Waivers****	496	\$ 2,786.8

* Illinois Veterans Grants, Illinois National Guard Grants, and POW/MIA Scholarships. Includes only the waived portion of these grants.

** Other waiver categories must be approved by the Board of Higher Education prior to reporting.

*** Each recipient is only counted once in each category even if they receive multiple waivers in the same category. The totals only count the recipient one time so these numbers may not total.

Recipients are only counted once in the number of recipients for total waivers. The sum of mandatory waiver and discretionary waiver recipients

**** may not equal the total waivers reported.

TABLE B-32
FISCAL YEAR 2023
TOTAL TUITION AND FEE WAIVERS

University of Illinois at Urbana-Champaign

Note: Recipients are represented once for each waiver program

Rounding may cause some small variances in total values

(in thousands of dollars)	Number of Recipients (unduplicated)	Tuition Waived		Fees Waived	
		Number of Recipients (unduplicated)	Value of Waivers	Number of Recipients (unduplicated)	Value of Waivers
MANDATORY WAIVERS CATEGORY					
Teacher Special Education	68	68	856.8	68	307.5
General Assembly	-	-	-	-	-
ROTC	123	123	1,397.6	4	2.0
DCFS	26	26	258.4	26	130.6
Children of Employees	657	657	4,670.4	-	-
Senior Citizens	2	2	20.1	-	-
Honorary Scholarships	249	249	3,507.9	-	-
Veterans Grants & Scholarships*	366	366	3,218.4	74	199.0
Other (DCFS & Teacher of the Year) **	21	21	166.0	1	0.5
SUBTOTAL	1,504	1,504	14,095.6	173	639.6
DISCRETIONARY WAIVERS CATEGORY					
Faculty/Administrators	331	331	2,854.2	-	-
Civil Service	168	168	1,039.2	-	-
Academic/Other Talent	1,599	1,456	6,960.8	626	506.3
Athletic	-	-	-	-	-
Gender Equity in Intercollegiate Athletics	-	-	-	-	-
Foreign Exchange Students	515	515	10,277.6	510	781.6
Out-of-State Students	-	-	-	-	-
Foreign Students	21	21	105.0	-	-
Student Need-Financial Aid	1,202	1,202	6,594.4	-	-
Student Need-Special Programs	-	-	-	-	-
Cooperating Professionals	139	139	915.5	-	-
Research Assistants	3,831	3,828	97,430.4	3,678	5,538.9
Teaching Assistants	2,721	2,721	57,361.4	2,704	3,840.9
Other Assistants	2,058	1,940	24,122.2	2,050	1,867.4
Student Employment	-	-	-	-	-
Interinstitutional/Related Agencies	64	64	571.8	-	-
Retired University Employees	4	4	28.3	3	2.2
Children of Deceased Employees	-	-	-	-	-
Contract/Training Grants	91	91	2,496.4	91	66.7
All Other (Fellowships/Trainee & COVID-19 Health W	1,265	1,178	30,253.4	1,261	1,989.3
SUBTOTAL	11,145	11,136	241,010.5	8,250	14,593.3

Unduplicated Summary Tuition and/or Fees	Number of Recipients	Total Value of Waivers
Mandatory Waiver Category Total***	1,504	\$ 14,735.2
Discretionary Waiver Category Total***	11,145	\$ 255,603.8
Total Count of Waivers****	12,594	\$ 270,339.1

* Illinois Veterans Grants, Illinois National Guard Grants, and POW/MIA Scholarships. Includes only the waived portion of these grants.

** Other waiver categories must be approved by the Board of Higher Education prior to reporting.

*** Each recipient is only counted once in each category even if they receive multiple waivers in the same category. The totals only count the recipient one time so these numbers may not total.

Recipients are only counted once in the number of recipients for total waivers. The sum of mandatory waiver and discretionary waiver recipients may

**** not equal the total waivers reported.

TABLE B-33
FISCAL YEAR 2023
UNDERGRADUATE TUITION AND FEE WAIVERS

University of Illinois at Urbana-Champaign

Note: Recipients are represented once for each waiver program

Rounding may cause some small variances in total values

(in thousands of dollars)	Tuition Waived			Fees Waived	
	Number of Recipients (unduplicated)	Number of Recipients (unduplicated)	Value of Waivers	Number of Recipients (unduplicated)	Value of Waivers
MANDATORY WAIVERS CATEGORY					
Teacher Special Education	62	62	754.4	62	271.1
General Assembly	-	-	-	-	-
ROTC	123	123	1,397.6	4	2.0
DCFS	25	25	245.0	25	125.6
Children of Employees	657	657	4,670.4	-	-
Senior Citizens	-	-	-	-	-
Honorary Scholarships	224	224	3,116.1	-	-
Veterans Grants & Scholarships*	185	185	1,958.2	61	160.6
Other (DCFS) **	17	17	120.2		
SUBTOTAL	1,285	1,285	12,262.0	152	559.3
DISCRETIONARY WAIVERS CATEGORY					
Faculty/Administrators	1	1	4.2		
Civil Service	17	17	82.2		
Academic/Other Talent	1,287	1,283	5,187.3	354	277.1
Athletic					
Gender Equity in Intercollegiate Athletics					
Foreign Exchange Students	485	485	9,677.0	485	749.1
Out-of-State Students					
Foreign Students	21	21	105.0		
Student Need-Financial Aid	1,202	1,202	6,594.4		
Student Need-Special Programs					
Cooperating Professionals					
Research Assistants					
Teaching Assistants					
Other Assistants					
Student Employment					
Interinstitutional/Related Agencies	3	3	17.3		
Retired University Employees	1	1	3.7	1	0.6
Children of Deceased Employees					
Contract/Training Grants					
All Other (Please Specify)**					
SUBTOTAL	2,997	2,993	21,671.0	840	1,026.8

Unduplicated Summary Tuition and/or Fees	Number of Recipients	Total Value of Waivers
Mandatory Waiver Category Total***	1,285	\$ 12,821.3
Discretionary Waiver Category Total***	2,997	\$ 22,697.8
Total Count of Waivers****	4,228	\$ 35,519.1

* Illinois Veterans Grants, Illinois National Guard Grants, and POW/MIA Scholarships. Includes only the waived portion of these grants.

** Other waiver categories must be approved by the Board of Higher Education prior to reporting.

*** Each recipient is only counted once in each category even if they receive multiple waivers in the same category. The totals only count the recipient one time so these numbers may not total.

Recipients are only counted once in the number of recipients for total waivers. The sum of mandatory waiver and discretionary waiver recipients

**** may not equal the total waivers reported.

TABLE B-34
FISCAL YEAR 2023
GRADUATE TUITION AND FEE WAIVERS

University of Illinois at Urbana-Champaign

Note: Recipients are represented once for each waiver program

Rounding may cause some small variances in total values

(in thousands of dollars)	Tuition Waived		Fees Waived		
	Number of Recipients (unduplicated)	Value of Waivers (unduplicated)	Number of Recipients (unduplicated)	Value of Waivers (unduplicated)	
MANDATORY WAIVERS CATEGORY					
Teacher Special Education	6	6	102.3	6	36.4
General Assembly					
ROTC					
DCFS	1	1	13.4	1	5.1
Children of Employees					
Senior Citizens	2	2	20.1		
Honorary Scholarships	25	25	391.8		
Veterans Grants & Scholarships*	181	181	1,260.2	13	38.4
Other (DCFS & Teacher of the Year)**	4	4	45.8	1	0.5
SUBTOTAL	219	219	1,833.7	21	80.3
DISCRETIONARY WAIVERS CATEGORY					
Faculty/Administrators	330	330	2,850.0		
Civil Service	151	151	957.0		
Academic/Other Talent	312	173	1,773.6	272	229.2
Athletic					
Gender Equity in Intercollegiate Athletics					
Foreign Exchange Students	30	30	600.6	25	32.5
Out-of-State Students					
Foreign Students					
Student Need-Financial Aid					
Student Need-Special Programs					
Cooperating Professionals	139	139	915.5		
Research Assistants	3,831	3,828	97,430.4	3,678	5,538.9
Teaching Assistants	2,721	2,721	57,361.4	2,704	3,840.9
Other Assistants	2,058	1,940	24,122.2	2,050	1,867.4
Student Employment					
Interinstitutional/Related Agencies	61	61	554.5		
Retired University Employees	3	3	24.5	2	1.6
Children of Deceased Employees					
Contract/Training Grants	91	91	2,496.4	91	66.7
All Other (Fellowships/Trainee)**	1,265	1,178	30,253.4	1,261	1,989.3
SUBTOTAL	8,148	8,143	219,339.5	7,410	13,566.5

Unduplicated Summary Tuition and/or Fees	Number of Recipients	Total Value of Waivers
Mandatory Waiver Category Total***	219	\$ 1,913.9
Discretionary Waiver Category Total***	8,148	\$ 232,906.0
Total Count of Waivers****	8,366	\$ 234,820.0

* Illinois Veterans Grants, Illinois National Guard Grants, and POW/MIA Scholarships. Includes only the waived portion of these grants.

** Other waiver categories must be approved by the Board of Higher Education prior to reporting.

*** Each recipient is only counted once in each category even if they receive multiple waivers in the same category. The totals only count the recipient one time so these numbers may not total.

Recipients are only counted once in the number of recipients for total waivers. The sum of mandatory waiver and discretionary waiver recipients

**** may not equal the total waivers reported.

**TABLE B-35
FISCAL YEAR 2023
TOTAL TUITION AND FEE WAIVERS**

WESTERN ILLINOIS UNIVERSITY

Note: Recipients are represented once for each waiver program

Rounding may cause some small variances in total values

(in thousands of dollars)	Tuition Waived			Fees Waived	
	Number of Recipients (unduplicated)	Number of Recipients (unduplicated)	Value of Waivers	Number of Recipients (unduplicated)	Value of Waivers
MANDATORY WAIVERS CATEGORY					
Teacher Special Education	17	17	133.4	12	21.6
General Assembly	-	-	-	-	-
ROTC	42	43	318.5	42	28.1
DCFS	20	14	67.9	21	47.1
Children of Employees	98	99	399.4	-	-
Senior Citizens	-	-	-	-	-
Honorary Scholarships	-	-	-	-	-
Veterans Grants & Scholarships*	278	315	1,696.0	-	-
Other**	-	-	-	-	-
SUBTOTAL	462	488	2,615.2	73	96.8
DISCRETIONARY WAIVERS CATEGORY					
Faculty/Administrators	38	38	102.9	40	23.9
Civil Service	93	93	243.2	102	55.1
Academic/Other Talent	177	187	413.0	1	1.2
Athletic	165	168	956.6	-	-
Gender Equity in Intercollegiate Athletics	94	97	614.9	-	-
Foreign Exchange Students	2	2	14.7	-	-
Out-of-State Students	-	-	-	-	-
Foreign Students	-	-	-	-	-
Student Need-Financial Aid	-	-	-	-	-
Student Need-Special Programs	-	-	-	-	-
Cooperating Professionals	79	78	129.1	76	26.5
Research Assistants	26	27	183.6	-	-
Teaching Assistants	206	221	1,363.1	-	-
Other Assistants	227	229	1,491.2	-	-
Student Employment	3	3	7.1	-	-
Interinstitutional/Related Agencies	-	-	-	-	-
Retired University Employees	18	18	25.3	27	7.6
Children of Deceased Employees	5	1	4.0	5	5.2
Contract/Training Grants	-	-	-	-	-
All Other (Children of Retired Employees)**	6	6	19.6	-	-
SUBTOTAL	1,123	1,123	5,568.3	228	119.5

Unduplicated Summary Tuition and/or Fees	Number of Recipients	Total Value of Waivers
Mandatory Waiver Category Total***	462	\$ 2,712.0
Discretionary Waiver Category Total***	1,123	\$ 5,687.8
Total Count of Waivers****	1,589	\$ 8,399.8

* Illinois Veterans Grants, Illinois National Guard Grants, and POW/MIA Scholarships. Includes only the waived portion of these grants.

** Other waiver categories must be approved by the Board of Higher Education prior to reporting.

*** Each recipient is only counted once in each category even if they receive multiple waivers in the same category. The totals only count the recipient one time so these numbers may not total.

Recipients are only counted once in the number of recipients for total waivers. The sum of mandatory waiver and discretionary waiver recipients

**** may not equal the total waivers reported.

**TABLE B-36
FISCAL YEAR 2023
UNDERGRADUATE TUITION AND FEE WAIVERS**

WESTERN ILLINOIS UNIVERSITY

Note: Recipients are represented once for each waiver program

Rounding may cause some small variances in total values

(in thousands of dollars)	Tuition Waived		Fees Waived		
	Number of Recipients (unduplicated)	Value of Waivers (unduplicated)	Number of Recipients (unduplicated)	Value of Waivers (unduplicated)	
MANDATORY WAIVERS CATEGORY					
Teacher Special Education	15	15	126.5	9	20.0
General Assembly					
ROTC	41	41	313.1	40	23.5
DCFS	20	14	67.9	21	47.1
Children of Employees	98	99	399.4		
Senior Citizens					
Honorary Scholarships					
Veterans Grants & Scholarships*	227	239	1,499.7		
Other**					
SUBTOTAL	408	408	2,406.6	68	90.6
DISCRETIONARY WAIVERS CATEGORY					
Faculty/Administrators	4	4	8.3	4	1.6
Civil Service	40	40	100.6	44	23.7
Academic/Other Talent	171	182	392.6		
Athletic	147	148	852.1		
Gender Equity in Intercollegiate Athletics	90	91	587.7		
Foreign Exchange Students					
Out-of-State Students					
Foreign Students					
Student Need-Financial Aid					
Student Need-Special Programs					
Cooperating Professionals	1	1	-		
Research Assistants					
Teaching Assistants					
Other Assistants	2	2	2.2		
Student Employment	3	3	7.1		
Interinstitutional/Related Agencies					
Retired University Employees	1	1	1.9	2	0.7
Children of Deceased Employees	5	1	4.0	5	5.2
Contract/Training Grants					
All Other (Children of Retired Employees)**	6	6	19.6		
SUBTOTAL	463	463	1,976.1	55	31.2

Unduplicated Summary Tuition and/or Fees	Number of Recipients	Total Value of Waivers
Mandatory Waiver Category Total***	408	\$ 2,497.2
Discretionary Waiver Category Total***	463	\$ 2,007.3
Total Count of Waivers****	853	\$ 4,504.5

* Illinois Veterans Grants, Illinois National Guard Grants, and POW/MIA Scholarships. Includes only the waived portion of these grants.

** Other waiver categories must be approved by the Board of Higher Education prior to reporting.

*** Each recipient is only counted once in each category even if they receive multiple waivers in the same category. The totals only count the recipient one time so these numbers may not total.

Recipients are only counted once in the number of recipients for total waivers. The sum of mandatory waiver and discretionary waiver recipients

**** may not equal the total waivers reported.

TABLE B-37
FISCAL YEAR 2023
GRADUATE TUITION AND FEE WAIVERS

WESTERN ILLINOIS UNIVERSITY

Note: Recipients are represented once for each waiver program

Rounding may cause some small variances in total values

(in thousands of dollars)	Number of Recipients (unduplicated)	Tuition Waived		Fees Waived	
		Number of Recipients (unduplicated)	Value of Waivers	Number of Recipients (unduplicated)	Value of Waivers
MANDATORY WAIVERS CATEGORY					
Teacher Special Education	2	2	6.9	3	1.6
General Assembly					
ROTC	1	2	5.4	2	4.6
DCFS					
Children of Employees					
Senior Citizens					
Honorary Scholarships					
Veterans Grants & Scholarships*	51	76	196.3		
Other**					
SUBTOTAL	54	80	208.6	5	6.2
DISCRETIONARY WAIVERS CATEGORY					
Faculty/Administrators	34	34	94.6	36	22.3
Civil Service	53	53	142.6	58	31.4
Academic/Other Talent	6	5	20.4	1	1.2
Athletic	18	20	104.5		
Gender Equity in Intercollegiate Athletics	4	6	27.2		
Foreign Exchange Students	2	2	14.7		
Out-of-State Students					
Foreign Students					
Student Need-Financial Aid					
Student Need-Special Programs					
Cooperating Professionals	78	77	129.1	76	26.5
Research Assistants	26	27	183.6		
Teaching Assistants	206	221	1,363.1		
Other Assistants	225	227	1,489.0		
Student Employment					
Interinstitutional/Related Agencies					
Retired University Employees	17	17	23.4	25	6.9
Children of Deceased Employees					
Contract/Training Grants					
Other**					
SUBTOTAL	660	660	3,592.2	173	88.3

Unduplicated Summary Tuition and/or Fees	Number of Recipients	Total Value of Waivers
Mandatory Waiver Category Total***	54	\$ 214.8
Discretionary Waiver Category Total***	660	\$ 3,680.5
Total Count of Waivers****	736	\$ 3,895.3

* Illinois Veterans Grants, Illinois National Guard Grants, and POW/MIA Scholarships. Includes only the waived portion of these grants.

** Other waiver categories must be approved by the Board of Higher Education prior to reporting.

*** Each recipient is only counted once in each category even if they receive multiple waivers in the same category. The totals only count the recipient one time so these numbers may not total.

Recipients are only counted once in the number of recipients for total waivers. The sum of mandatory waiver and discretionary waiver recipients

**** may not equal the total waivers reported.

Standard Tuition and Fee Waiver Chart of Accounts

1.0 Mandatory Waivers: Tuition and fee waivers authorized by legislation that requires universities to grant to eligible students.

1.1 Teachers Scholarships: Special Education Grants (110 ILCS 947/65.15): Provides tuition and necessary fee awards to encourage current teachers and academically talented students to pursue careers in any area of special education as a public or private elementary or secondary school teacher in Illinois. Recipients are exempt from paying tuition and fees at an eligible institution for up to four years.

Purpose: To provide financial incentives to pursue special education teacher training.

Goals: To increase the number of certified special education teachers.

Eligibility and Criteria: Participants must be a United States citizen or an eligible non-citizen; an Illinois resident; agree to take courses to prepare for the teaching of handicapped children or children with learning disabilities; be an Illinois high school graduate and rank in the upper half of the graduating class, or hold a valid teaching certificate that is not in the discipline of special education; and not have received a waiver under this program in the past. Participants are required to contract with the Illinois State Scholarship Commission and teach special education for two years within the 5-year period following graduation.

1.2 General Assembly Scholarships (105 ILCS 5/30-9): Each member of the General Assembly may grant, annually, two four-year scholarships, one for the University of Illinois, and the other for any state-supported university, to persons from his/her district. The scholarships exempt the holder from paying tuition or fees, with the exception of fees for book rental, service, laboratory, supply, union building, hospital and medical insurance, and any fees pledged for the payment of interest and principal on bonds for the operation and maintenance of buildings.

Purpose: To extend opportunities for attending the University of Illinois or other state-supported universities.

Goals: To promote scholarship, and provide incentives for students living in a legislator's district.

Eligibility and Criteria: Students must live in the nominating legislator's district and are required to sign a waiver of confidentiality concerning scholarship information.

This program has been phased out and only remaining waivers for this program are those that were previously issued.

1.3 Reserve Officers' Training Corps (ROTC) Scholarships (105 ILCS 5/30-16): Scholarships are offered to residents of Illinois whose scholastic standing enables them to enroll in ROTC programs. The scholarships exempt the holder from paying tuition or fees, with the exception of fees for book rental, service, laboratory, supply, union building, hospital and medical insurance, and any fees pledged for the payment of interest and principal on bonds for the operation and maintenance of buildings.

Purpose: The General Assembly declared that it is essential for the national defense and for the defense of the state of Illinois that among those residents of this State receiving higher education, provisions should be made for Reserve Officer's Training Corps training. In order to provide officers for the several Armed Forces of the United States of America, scholarships should be furnished to eligible residents, in order to encourage their participation in the Reserve Officer's Training Corps programs.

Goals: To increase the participation of students in the Reserve Officer's Training Corps programs.

Eligibility and Criteria: Residents of the State of Illinois whose scholastic standing will enable them to enroll in the Reserve Officer's Training Corp programs available at universities supported by the state of Illinois. Applicants are required to take an examination each year according to rules prescribed by the presidents, or designees, of participating institutions. Scholarships are awarded on a merit basis to those eligible recipients receiving the highest grades with evidence of leadership ability. Applicants also must submit to the institution Selective Service registration compliance documentation. Waivers shall be awarded at each

university on the basis of the equivalent of 10 scholarships per class, per branch of service, each academic year to eligible recipients.

1.4 Department of Children and Family Services (DCFS) Scholarships and Fee Waiver (20 ILCS 505/8): DCFS annually selects 48 children, at least four of whom are children of veterans, for scholarship and fee waivers for four consecutive years at any university or college maintained by the state of Illinois. Selection is based on scholastic record, aptitude, and general interest in higher education.

Purpose: To give financial assistance for college expenses to selected children under the care of the Department.

Goals: To provide educational incentives to children under the care of the Department with an interest and aptitude for higher education.

Eligibility and Criteria: The Department may select 48 students under their care, at least four of whom must be children of veterans, on the basis of scholastic record, aptitude, and interest in higher education, and who have completed four years of high school.

1.5 Partial Tuition Waivers for Children of University Employees (110 ILCS 305/7f, 660/5-90, 665/10-91, 670/15-90, 675/20-91, 680/25-91, 685/30-90, and 690/35-90): Public university governing boards must offer fifty percent tuition waivers for undergraduate education to the children of employees who have been employed by the granting university and/or any public university in Illinois for an aggregate of at least seven years. Participants must be under the age of 25 and qualify for admission to the university.

Purpose: To grant partial tuition waivers to the children of employees to attend the university.

Goals: To provide financial incentives for the children of employees to attend the university and to provide an employee benefit for the faculty and staff of state supported universities.

Eligibility and Criteria: The parent or guardian of the waiver recipient must have been employed by any public university for at least seven years. Children receiving the waivers must be undergraduates under age 25 at the commencement of the academic year the waiver takes effect, must qualify for admission, and can only receive a maximum of four years of partial tuition waiver benefits.

1.6 Senior Citizen Courses Act (110 ILCS 990): Permits senior citizens, over the age of 65, to enroll in regularly scheduled credit courses at public institutions of higher education without payment of tuition. Does not include payment of fees. Limited to persons whose annual income is less than the threshold amount in the Senior Citizens and Disabled Persons Property Tax Relief and Pharmaceutical Assistance Act.

Purpose: To provide tuition free credit courses for senior citizens that attend public institutions of higher education in Illinois.

Goals: To provide opportunities for financially disadvantaged senior citizens to enroll in courses in higher education.

Eligibility and Criteria: Must be age 65 or older with an annual household income below the threshold amount of the Senior Citizens and Disabled Persons Property Tax Relief and Pharmaceutical Assistance Act.

1.7 Honorary Scholarships (110 ILCS 305/9): Each county is entitled, annually, to one four-year honorary scholarship at the University of Illinois for children of persons who served in the armed forces of the United States during the periods of hostility specified in statute. Preference is given to children of such persons deceased or disabled. Does not include payment of fees.

Purpose: To provide four-year scholarships to the children of veterans of the armed forces who served during a period of hostility.

Goals: To provide an educational benefit for the children of veterans.

Eligibility and Criteria: Each Illinois county is entitled to award one scholarship to the University of Illinois. Preference is given to the children of deceased or disabled veterans. Recipients must have attained proficiency in the courses usually taught in secondary schools, be of good moral character, be older than 15 years of age, and qualify for admission to the university.

2.0 Discretionary Waivers: Tuition and fee waivers determined by legislation or university policy that may be awarded at the discretion of the institution.

2.1 Faculty/Staff Waivers: Tuition and fee waivers awarded to university faculty, staff, or other employees or their dependents. Includes tuition and fee waivers given to other university employees or agencies as a condition of employment or through reciprocal agreements.

Purpose: To provide educational benefits to the employees of the university, their dependents and employees of other institutions or agencies with reciprocal agreements.

Goals: To reward employee service, and increase employee retention through free or reduced-cost educational benefits.

Eligibility and Criteria: Must be a member of the university faculty or administrative staff or an employee covered by the State Universities Civil Service System.

2.1.1 Faculty/Administrators: Waivers granted to faculty and administrative staff of the university. Does not include civil service employees under the State Universities Civil Service System.

2.1.2 Civil Service Staff: University Employees: Tuition waivers recommended by the University Civil Service Merit Board and adopted by public university governing boards for tuition charges for their own university employees covered under the State Universities Civil Service System. These waivers are excluded from the Board of Higher Education's tuition waiver limitation.

2.1.3 Civil Service Staff: Interinstitutional/Related Agencies: Tuition waivers granted at the discretion of the University or through reciprocal agreements for employees of other institutions or agencies whose positions are considered equivalent to positions of the university and who are under the State Universities Civil Service System. These waivers are excluded from the Board of Higher Education's tuition waiver limitation.

2.1.4 Retired University Employees: Waivers granted at the discretion of the University to retired university employees.

2.1.5 Children of Deceased Employees: Waivers granted at the discretion of the University to dependents of deceased university employees.

2.2 Student Talent/Merit Waivers: Tuition and fee waivers awarded to students based on student talent in a particular field, academic merit, or special status such as minority students, foreign exchange students, out-of-state students, or academically disadvantaged students.

Purpose: To provide financial assistance to students with academic talent or special status.

Goals: To attract academically talented students to the institution and to increase student diversity by encouraging students with special talents or standing to attend the institution.

Eligibility and Criteria: Based on academic record, other academic talent, or special status.

2.2.1 Academic/Other Talent: Waivers granted to students based on their enrollment and abilities in a particular academic program or activity or students belonging to underrepresented groups. This includes waivers granted to student government leaders, student members of debate teams, music or theater groups, or minority students.

2.2.2 Athletic Waivers: Waivers granted to students who are part of an institution's intercollegiate athletic program, including athletes, trainers, and assistants. This category would include full or partial waivers for the non-resident portion of tuition for out-of-state recipients, but does not include waivers issued to achieve gender equity in intercollegiate athletics pursuant to 110 ILCS 205/9.24.

2.2.3 Gender Equity in Intercollegiate Athletics (110 ILCS 205/9.24): Public university governing

boards may grant tuition waivers, in an amount not to exceed one percent of all tuition income, for the purpose of attaining gender equity in intercollegiate athletics. Waivers may be granted only for those sports sanctioned by the National Collegiate Athletic Association or the National Association of Intercollegiate Athletics. These waivers are excluded from the Board of Higher Education's tuition waiver limitation.

2.2.4 Foreign Exchange Students: This category should only be used as part of an exchange program where students are enrolled in a foreign university and enroll in an Illinois university by paying tuition at the foreign university or paying the Illinois resident rate. In these cases, the difference between the foreign student tuition rate and the Illinois resident tuition rate should be included as a foreign exchange student waiver. In cases where a foreign student receives a waiver for the full tuition amount in exchange for providing a service to the university, such as a teaching or research assistant, the entire waiver should be reported as a student service waiver. Foreign exchange student waivers are excluded from the Board of Higher Education's tuition waiver limitation.

2.2.5 Out-of-State-Students: Waivers granted to students whose home of record is outside Illinois, but within the United States of America at the time of first admission to the university. This category includes both full tuition and fee waivers and waivers for the difference between residential tuition rates and non-residential rates. These waivers should be valued at the difference between the actual amount of tuition and fees paid by the student and the established out-of-state tuition and fee rate. Waivers to out-of-state students receiving full or partial waivers in other categories, for example athletic or talent waivers should not be reported here.

2.2.6 Foreign Students: Waivers granted to students whose official home of record for the purpose of determining tuition and fee charges is outside the United States of America. This category includes both full tuition and fee waivers and waivers for the difference between residential tuition rates and non-residential rates. These waivers should be valued at the difference between the actual amount of tuition and fees paid by the student and the established tuition and fee rate for foreign students. Waivers for foreign students receiving full or partial waivers in other categories, for example athletic or talent waivers should not be reported here.

2.2.7 Fellowships: Waivers granted to students who also are receiving a fellowship for which no service is required.

2.3 Student Need Waivers: Tuition and fee waivers granted to students demonstrating financial need.

Purpose: To provide financial assistance to students who demonstrate financial need or hardship.

Goals: To attract academically talented students to the institutions who otherwise would be prohibited from attending due to cost.

Eligibility and Criteria: Recipients must demonstrate financial need and/or be enrolled in special academic programs or other university activities.

2.3.2 Financial Aid Waivers: Tuition and Fee waivers awarded by the university through the financial aid office for students demonstrating financial need.

2.3.2 Special Program Waivers: Tuition and fee waivers awarded to economically disadvantaged students based on enrollment or participation in special academic programs or other university activities.

2.4 Student Service Waivers: Tuition and fee waivers granted to students to support the university mission, goals, and objectives through participation in outside contracts; graduate or undergraduate research, teaching, or other assignments; training or grant programs; external internship programs; clinical portions of degree programs conducted at other institutions; or other student experiences.

Purpose: To provide educational benefits and financial incentives to students.

Goals: To provide students with valuable educational experiences.

Eligibility and Criteria: Recipients must be enrolled in the university or under contract, and, for the educational experiences and benefits, agree to perform related services.

2.4.1 Cooperating Professionals: Waivers granted to outside professionals who cooperate with the university or supervise clinical experiences for university students. Includes local elementary and secondary school district personal that work with student teachers, librarians, health care professionals, industrial relations field supervisors, and social welfare supervisors.

2.4.2 Research Assistants: Waivers granted to graduate or undergraduate students that have a research assignment with the university for an academic term, including waivers for summer sessions.

2.4.3 Teaching Assistants: Waivers granted to graduate or undergraduate students that have a teaching assignment with the university for an academic term, including waivers for summer sessions.

2.4.4 Other Assistants: Waivers granted to graduate or undergraduate students that have an assignment, other than research or teaching, with a university for an academic term, including waivers for summer sessions.

2.4.5 Contract/Training Grants: Tuition and fee waivers awarded to students as a condition for receiving funds for an outside grant program. Includes waivers for students participating in federally funded programs at the university or for tuition for required courses necessary for participation in outside internship programs. (No waiver should be recognized when student charges are paid from an outside funding source.)