



ILLINOIS BOARD OF
HIGHER EDUCATION

JB Pritzker
Governor

Pranav Kothari
Chicago
Chair

Members

Sharon Bush
Charleston

Jennifer Delaney
Champaign

Andrea Evans
Chicago

Jennifer Garrison
Vandalia

Veronica Herrero
Chicago

Kenneth Shaw
Chicago

Garth Walker
Chicago

Clarence Wyatt
Monmouth

Student Members

Sam Majka
Student Board Member

Magnus Noble
Nontraditional Student Board
Member

Ex Officio Representatives

Sylvia Jenkins
Illinois Community
College Board

Eric Zarnikow
Illinois Student
Assistance Commission

Executive Director
Ginger Ostro

IBHE.org

Phone 217.782.2551
Fax 217.782.8548
TTY 888.261.2881

Printed on Recycled Paper

ILLINOIS BOARD OF HIGHER EDUCATION
1 NORTH OLD STATE CAPITOL PLAZA, SUITE 333
SPRINGFIELD, ILLINOIS 62701-1377

December 27, 2024

TO: Senate President Don Harmon
Senate Minority Leader Dan McConchie
Secretary of the Senate Timothy Anderson

Speaker of the House Emanuel "Chris" Welch
House Minority Leader Jim Durkin
Acting Clerk of the House John W. Hollman

FROM: Ginger Ostro, Executive Director

RE: Annual Tuition Waiver and Tuition Quartiles Report
(Public Act 92-0051 and Public Act 101-0093)

We are pleased to submit to you the combined annual report on public university tuition and fee waivers as specified in Public Act 92-0051 and percent of tuition paid quartiles, as specified in Public Act 101-0093.

Please contact Jerry Lazzara at (217) 866-1443 if you have any questions about this report.

Enclosure

Cc: Illinois State Library
Legislative Research Unit

FISCAL YEAR 2024 ANNUAL REPORT ON PUBLIC UNIVERSITY TUITION AND FEE WAIVERS AND TUITION QUARTILES



Illinois Board of Higher Education
December 2024

ILLINOIS BOARD OF HIGHER EDUCATION

Members

Pranav Kothari, Chicago, Chair
Sharon Bush, Chicago
Jennifer Delaney, Champaign
Andrea Evans, Chicago
Jennifer Garrison, Vandalia
Veronica Herrero, Chicago
Kenneth Shaw, Chicago
Garth Walker, Chicago
Clarence Wyatt, Monmouth
Sam Majka, Student Board Member
Magnus Noble, Nontraditional Student Board Member
Sylvia Jenkins, Ex Officio Representative, Illinois Community College Board
Eric Zarnikow, Ex Officio Representative, Illinois Student Assistance Commission

AGENCY

Illinois Board of Higher Education
1 N. Old State Capitol Plaza Suite 333
Springfield, Illinois 62701-1377
217.782.2551
TTY 888.261.2881
FAX 217.782.8548
www.ibhe.org

Printed by Authority of the State of Illinois 12/24 – 6c
Printed on Recycled Paper

This report looks at affordability in two specific ways: the percentage of tuition and fees that students pay and students that receive waivers of tuition and fees. IBHE annually collects information from Illinois public universities on the amount and value of tuition waivers granted by student level, type of waiver (mandatory or discretionary), and specific waiver program.

Beginning in 2020, a new requirement was added that IBHE collect and include data on the percentage of out-of-pocket tuition and fees paid by students each year. Consistent with the Board’s focus on equity, we have shown the impact on students by socio-economic status and race/ethnicity.

Tuition Paid by Quartiles

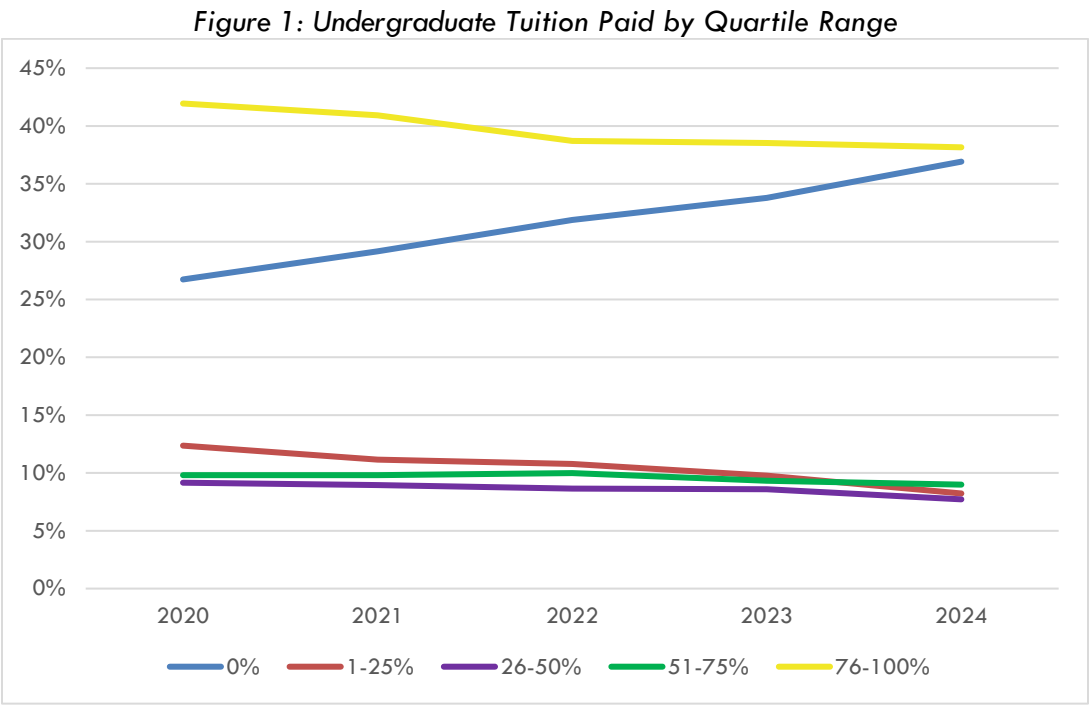
This section details the percent of tuition and fees paid by undergraduate students based on the following five ranges:

Percentage of Tuition and Fees Paid
0%
1% - 25%
26% - 50%
51% - 75%
76% - 100%

The tuition and fees reflect the amount the student paid (including from loans and work study) after all scholarships, grants, and other financial assistance have been applied to the students’ tuition charge.

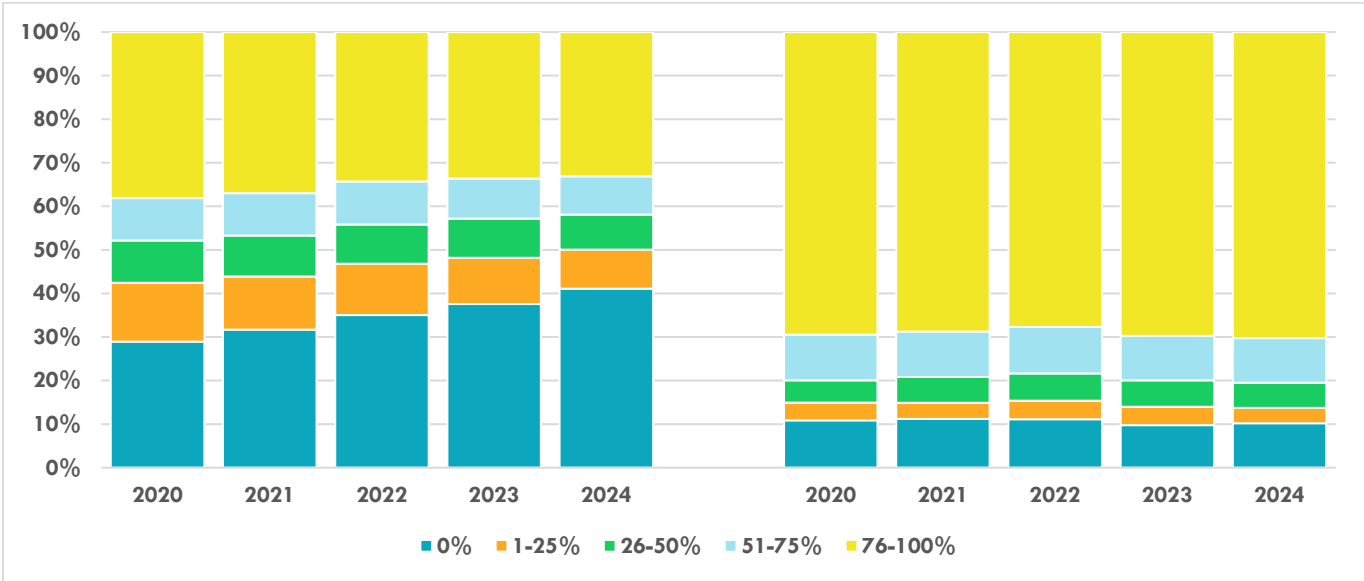
Findings

In Fiscal Year 2024, out of the 128,118 undergraduate students reported, 38.2% (48,884) paid at least 76% of their tuition and fees, down from 41.9% in Fiscal Year 2020. Additionally, 36.9% (47,296) of students paid zero in Fiscal Year 2024, up from 26.7% in 2020. Figure 1 shows a year-over-year comparison of the number of students in each quartile range from Fiscal Year 2020 through 2024.



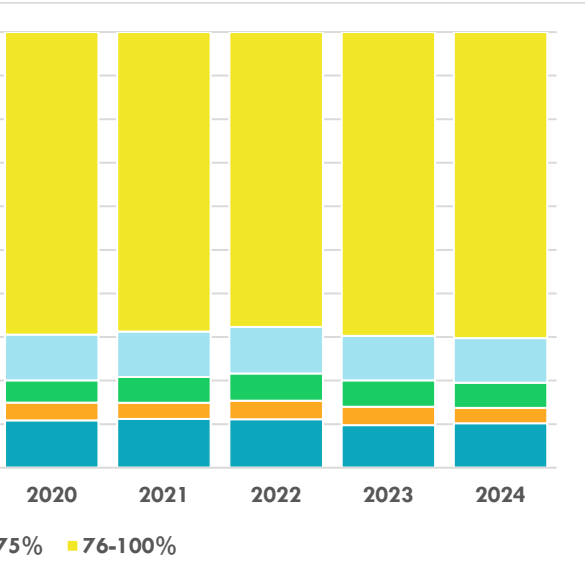
Residency. Over half of all in-state undergraduates paid less than 50% of their 2024 tuition and fees. In Fiscal Year 2024, 33.1% of in-state students paid at least 76% of their tuition and fees, while 41.1% paid zero. Significantly, the percentage of residents who paid no tuition and fees increased from 28.9% in 2020 to 41.1% in 2024. Out-of-state students were more likely to pay a higher share of tuition and fees, with 70.3% of out-of-state students paying at least 76% of tuition and fees and only 10.2% paying zero in Fiscal Year 2024. Figures 2 and 3 display the differences in the percentages of students in each category for residents versus non-residents.

Figure 2: Resident Undergraduate Students Paying Tuition and Fees



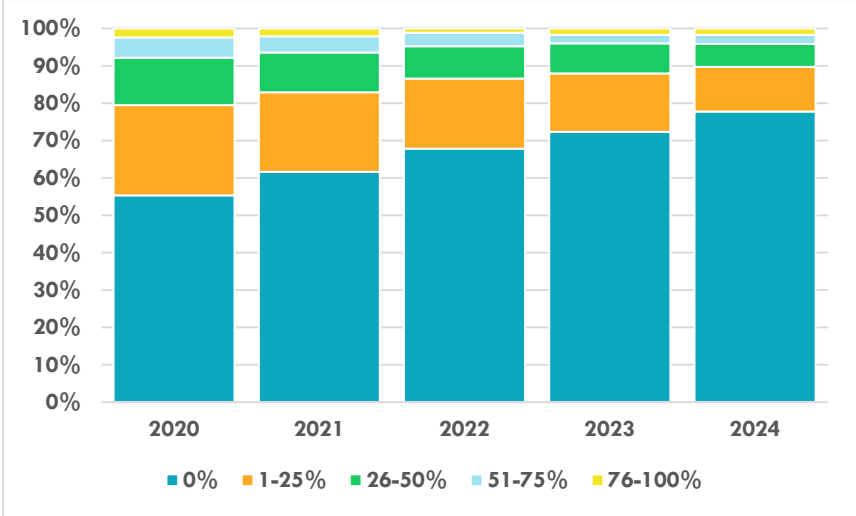
by Percentage Quartiles

Figure 3: Non-Resident Undergraduate Students Paying Tuition and Fees



Socio-Economic Status. Students eligible for the Pell grant come from low-income households and therefore receive much-needed government assistance to help cover the cost of tuition and fees. In Fiscal Year 2024, over 77.8% of Pell eligible students paid nothing out of pocket for their tuition and fees. This number has been on a steady increase over the past 5 years. In Fiscal Year 2020, only about 55.3% of these students had their tuition and fee costs entirely covered by financial aid, scholarships, and grants. In 2020, only 2.4% of Pell-eligible students paid over 75% of their tuition and fees. This number has decreased to 1.7% in 2024. Figure 4 illustrates these trends over time and the data suggests that the cost to obtain a degree at an Illinois public university is becoming more and more affordable for low-income students with each passing year.

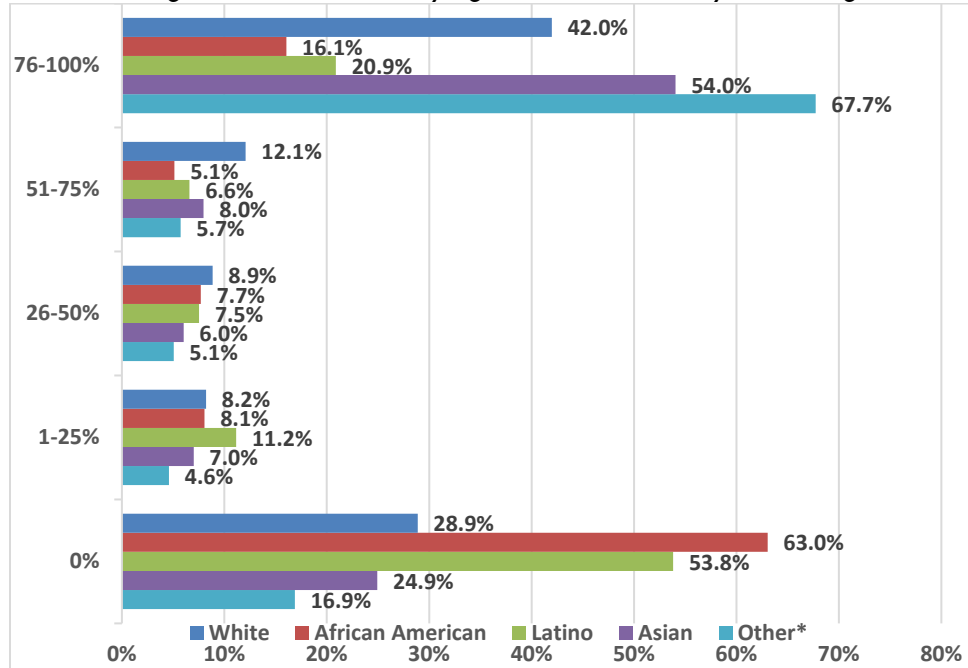
Figure 4: Pell Eligible Undergraduate Students Paying Tuition and Fees



by Percentage Quartiles

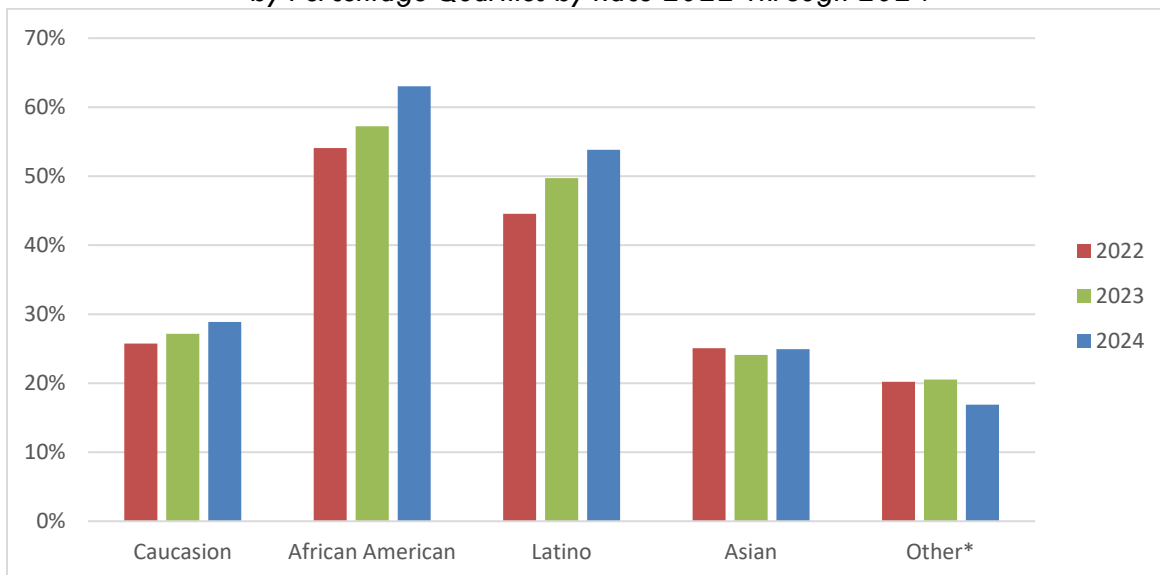
Race/Ethnicity. In Fiscal Year 2024, over half of all White and Asian undergraduate students paid at least 76% of their tuition and fees. In contrast, 63% of African American and 53.8% of Latino students paid no tuition and fees, as seen in Figure 5. Shown in Figures 6 and 7, the percentage of students paying zero has increased for all demographics except for Asian which has stayed about the same and other* which took decreased in 2024. In addition, the percentage of students paying 76% or more of their tuition and fees has declined or remained the same over the past three years for all demographics except for Asian and other* which increased over that span.

Figure 5: 2024 Undergraduate Students Paying Tuition and Fees by Percentage Quartiles by Race



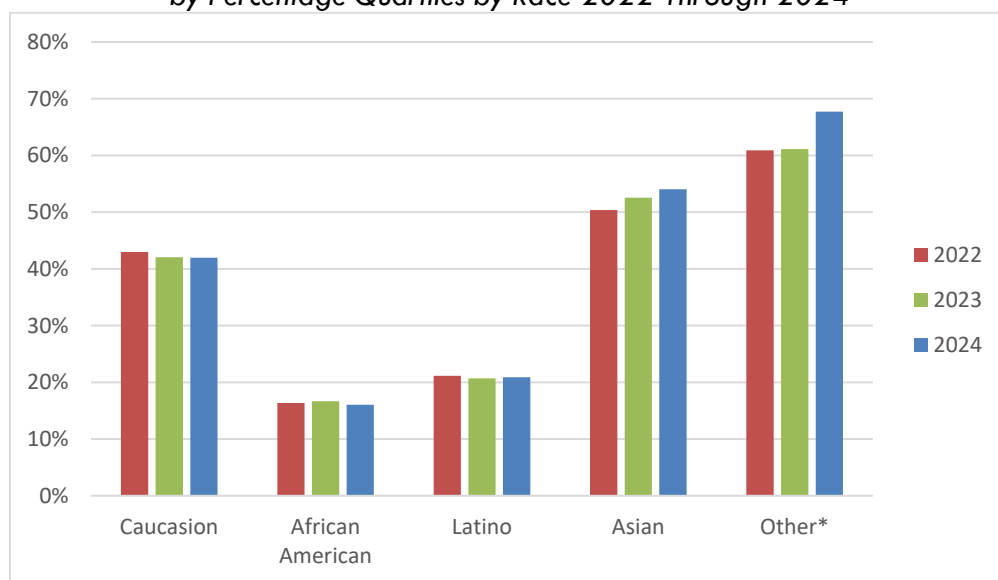
*Other includes Native Americans, two or more races, missing, unknown, and foreign nationals.

Figure 6: Undergraduate Students Paying Zero Percent of their Tuition and Fees by Percentage Quartiles by Race 2022 Through 2024



*Other includes Native Americans, two or more races, missing, unknown, and foreign nationals.

Figure 7: Undergraduate Students Paying Over 75 Percent of their Tuition and Fees by Percentage Quartiles by Race 2022 Through 2024



*Other includes Native Americans, two or more races, missing, unknown, and foreign nationals.

Tuition Waivers

Background on Waivers. Tuition and fee waivers are a type of institutional financial aid that exempts students from paying a portion or all tuition and fee charges. Tuition and fee waivers are typically awarded at the undergraduate level to students with special talents and/or financial needs. Graduate-level tuition and fee waivers are typically awarded to students serving as teaching or research assistants.

Waivers serve multiple purposes: they provide access to higher education programs, promote scholarships, provide a recruitment tool, provide employee benefits, and enhance the educational environment by promoting a diverse student body. Illinois public university waivers fall into one of two categories, mandatory or discretionary. Mandatory waivers are authorized and required by state statute. Discretionary waivers are determined at the institutional level and used by universities to provide access to higher education for students who possess specific academic or athletic talents and for special status students, such as out-of-state and foreign students.

The Standard Tuition and Fee Waiver Chart of Accounts, attached as Appendix C to this report, provides a complete description of each waiver category.

Summary Findings. In Fiscal Year 2024, public universities issued a total of 40,410 waivers at a value of \$508 million, up slightly from Fiscal Year 2023 at a total value of \$496 million. Graduate student waivers account for the majority of waivers granted at Illinois public universities, with most of these being graduate teaching/research assistants. Figure 8 provides the total number of recipients and dollar values of mandatory and discretionary waivers granted at both the undergraduate and graduate levels for Fiscal Year 2023 and Fiscal year 2024. Detailed data by institution for Fiscal Year 2024 are included in Appendix B.

Figure 8: Mandatory and Discretionary Tuition and Fee Waivers
by Level of Study Fiscal Years 2023-2024

	Fiscal Year 2022			Fiscal Year 2024		
	Recipients	\$ Value	% of Total	Recipients	\$ Value	% of Total
Undergraduate*	17,878	\$ 113,697	22.9%	18,312	\$ 115,266	22.7%
Mandatory	5,860	47,430	9.6%	5,966	48,630	9.6%
Discretionary	12,213	66,267	13.3%	12,484	66,637	13.1%
Graduate*	22,702	\$ 382,695	77.1%	22,098	\$ 392,724	77.3%
Mandatory	1,043	8,727	1.8%	1,108	9,700	1.9%
Discretionary	21,644	373,968	75.3%	21,013	383,024	75.4%
Total*	40,580	\$ 496,392	100.0%	40,410	\$ 507,990	100.0%
Mandatory	6,903	56,158	11.3%	7,074	58,329	11.5%
Discretionary	33,857	440,235	88.7%	33,497	449,661	88.5%

(Dollars in Thousands)

*The recipient totals represent an unduplicated number of waiver recipients to reflect the true headcount. Therefore, the sum of mandatory and discretionary waivers may not equal the total for each level of study if a recipient received both mandatory and discretionary waivers.

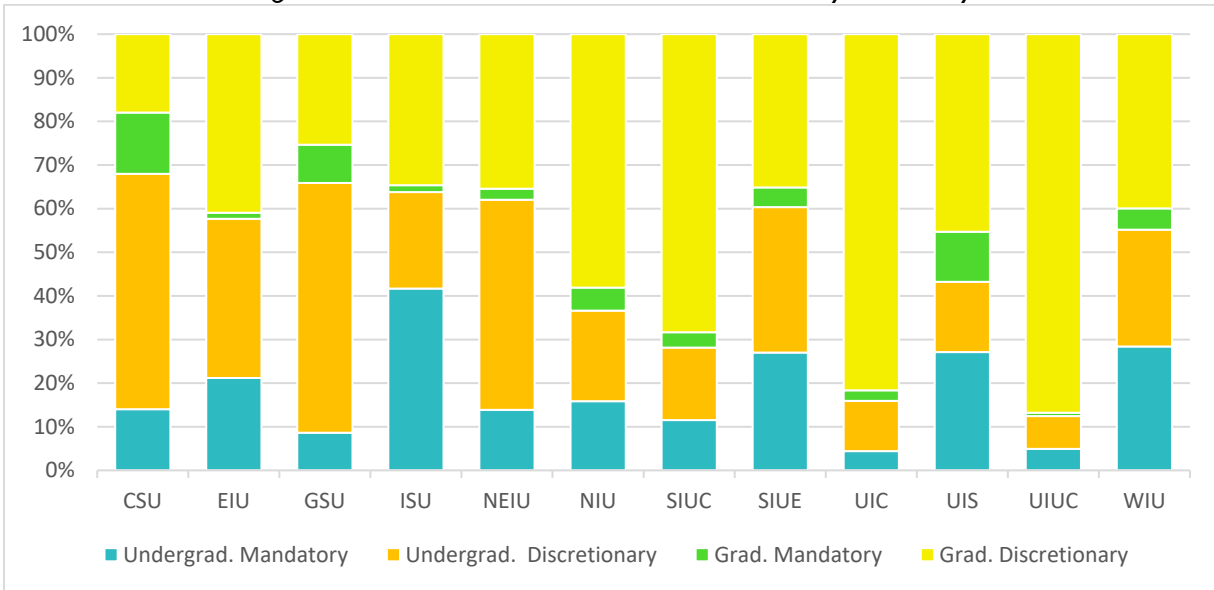
Undergraduate Waivers. The total value of undergraduate waivers increased slightly by 1.4 percent, from \$113.7 million in Fiscal Year 2023 to \$115.3 million in 2024. Undergraduate waivers accounted for 22.7% of the total value of all public university tuition and fee waivers in Fiscal Year 2024. Of the \$115.3 million in total undergraduate waivers, approximately \$48.6 million (42.2 percent) were mandatory and \$66.6 million (57.8 percent) were discretionary. The largest mandatory waiver program, Veteran Grants and Scholarships, totaled \$25.4 million, or 43.6% of the value of undergraduate mandatory waivers in Fiscal Year 2024.

Graduate Waivers. Graduate students play an integral role in the educational missions of Illinois public universities, enriching the educational environment by serving as instructors and teaching assistants for undergraduate course sections and provide valuable research assistance. These waivers further enable Illinois public universities to remain competitive in attracting the best graduate students. Graduate waivers accounted for 77.3% of the value of all public university waivers in Fiscal Year 2024. Graduate assistant waivers, which consists primarily of waivers for graduate, teaching, and research assistantships, accounted for 66.7% of the value of all public university graduate tuition and fee waivers granted in Fiscal Year 2024.

Public universities awarded graduate waivers to 22,098 recipients totaling \$392.7 million in Fiscal Year 2024. Of the total, approximately 97.5 percent, or \$383 million, were for discretionary waivers, and of those, graduate assistant waivers totaled \$300.1 million. From Fiscal Year 2023 to Fiscal Year 2024, the value of graduate tuition and fee waivers increased, from \$382.7 million to \$392.7 million, which is an increase of about 2.6 percent.

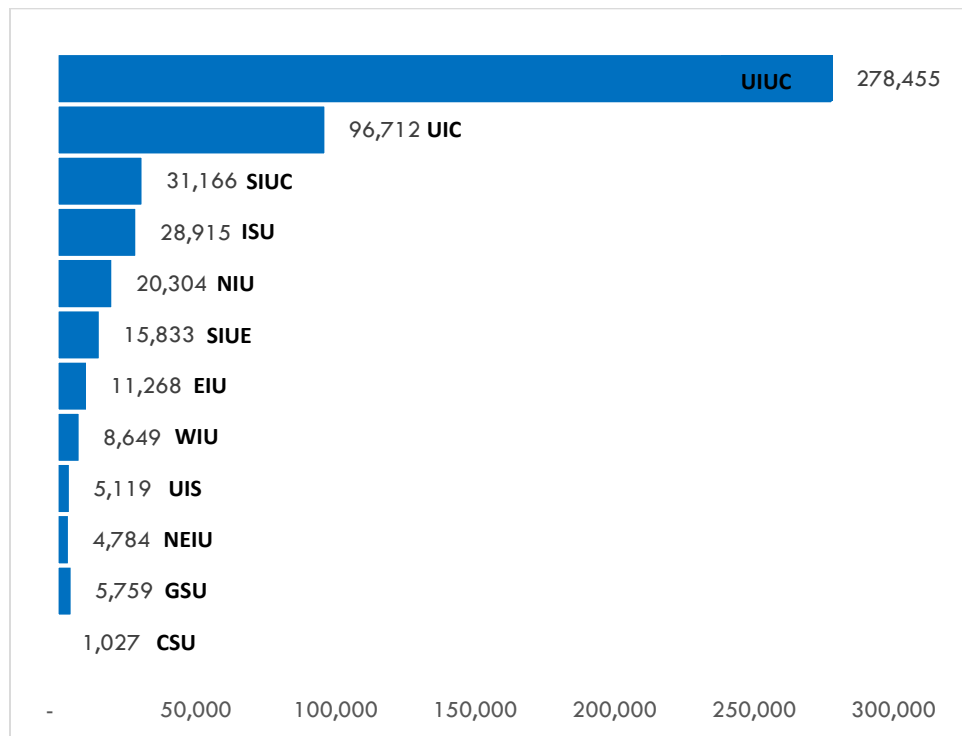
Waiver Distribution. Figure 9 displays the proportion of waiver dollars dedicated to each category. Graduate discretionary waivers accounted for more than 50% of the total at NIU and SIUC, and over 80% at UIC, and UIUC. The smallest category for every institution is graduate mandatory waivers, where it accounts for less than 10% at every university except for CSU, who has a larger proportional share due to their small amount of discretionary graduate assistant waivers compared to most universities. Mandatory undergraduate waivers make up less than 30% of the total, with the exception of ISU which is at about 42% and is largely driven by their special education teacher waivers, which make up 22% of their total waivers on their own.

Figure 9: Waiver Dollar Amount Distribution by University



Total waiver value from every university can be seen in Figure 10 below. Of the total \$508 million in waivers in Fiscal Year 2024, UIUC is responsible for over half with \$278.4 million. CSU is responsible for the least amount of waiver dollars with only about \$1.03 million.

Figure 10: 2024 Tuition Waiver Dollars by Public University



Military Personnel Waivers

The report includes the number of recipients and value for the unfunded or waived portion of the Illinois Veteran Grant, Illinois National Guard Grant, and MIA/POW Scholarship Program tuition and fee waivers that were not reimbursed to the institution by the State. In the past, the State reimbursed the institutions for most of the cost of this mandatory waiver. In total, Illinois public universities waived approximately \$25.4 million in tuition and fees during Fiscal Year 2024 for eligible military veterans that were not reimbursed by the state.

The following table illustrates the quantity of Veterans and National Guard scholarships at Illinois public colleges and universities. Waivers can be used for either undergraduate or graduate studies. Since 2021, military personnel waivers at community colleges have been fully covered by state appropriations. However, public universities still do not receive any funding to cover the costs of these grants, resulting in a reduction in the amount of tuition income revenues available to institutions.

*Figure 11: Impact of Veterans & National Guard Scholarships
on Public Universities Fiscal Year 2024*

Public University	Veterans & National Guard Awards	Total Waiver \$ \$ in Thousands
Chicago State University	30	\$87.7
Eastern Illinois University	149	\$1,090.9
Governors State University	120	\$770.9
Illinois State University	392	\$3,326.6
Northeastern Illinois University	60	\$405.6
Northern Illinois University	320	\$2,728.9
Southern Illinois University Carbondale	409	\$3,139.4
Southern Illinois University Edwardsville	442	\$3,125.3
University of Illinois Chicago	282	\$3,612.3
University of Illinois Springfield	218	\$1,353.8
University of Illinois Urbana Champaign	404	\$4,145.8
Western Illinois University	256	\$1,634.7
TOTAL	3,082	\$25,421.9

\$ in Thousands

Table A-1

Fiscal Years 2023 and 2024
All Public Universities
Undergraduate and Graduate Tuition and Fee Waivers

Note: Recipients are represented once for each waiver program
Rounding may cause some small variances in total values

(in thousands of dollars)

	FY23		FY24		FY23 - FY24	
	Number of Recipients* (unduplicated)	Value of Waivers	Number of Recipients* (unduplicated)	Value of Waivers	\$ Change Value of Waivers	% Change Value of Waivers
<u>MANDATORY WAIVER CATEGORY</u>						
<u>Unduplicated Mandatory Waiver Count & Total Value ***</u>	<u>6,903</u>	<u>\$ 56,157.6</u>	<u>7,074</u>	<u>\$ 58,329.4</u>	<u>\$ 2,171.9</u>	<u>3.9 %</u>
<u>PROGRAM</u>						
Teacher/Special Education	747	9,760.0	747	9,531.2	(228.8)	(2.3)
General Assembly	-	-	-	-	-	-
ROTC	457	4,209.7	482	4,337.9	128.3	3.0
DCFS	278	2,268.0	328	2,846.3	578.3	25.5
Children of Employees	1,993	10,772.7	2,043	11,401.3	628.5	5.8
Senior Citizens	66	269.3	63	224.0	(45.3)	(16.8)
Honorary Scholarships	342	4,554.5	342	4,455.6	(98.9)	(2.2)
Veterans Grants & Scholarships *	3,014	24,149.1	3,082	25,421.9	1,272.9	5.3
Other **	22	174.3	17	111.4	(62.9)	(36.1)
<u>DISCRETIONARY WAIVER CATEGORY</u>						
<u>Unduplicated Discretionary Waiver Count & Total Value ***</u>	<u>33,857</u>	<u>\$ 440,234.6</u>	<u>33,497</u>	<u>\$ 449,660.8</u>	<u>\$ 9,426.2</u>	<u>2.1</u>
<u>PROGRAM</u>						
Faculty/Administrators (Non-Civil Service)	1,277	9,789.6	1,303	10,054.6	265.0	2.7
Civil Service	1,444	9,657.5	1,547	10,361.4	703.9	7.3
Academic/Other Talent	7,600	42,788.8	7,743	42,900.8	112.0	0.3
Athletic	1,645	12,602.8	1,617	13,068.7	466.0	3.7
Gender Equity in Intercollegiate Athletics	588	4,735.2	618	5,088.5	353.3	7.5
Foreign Exchange Students	684	12,802.5	569	10,938.2	(1,864.3)	(14.6)
Out-of-State Students	49	574.7	45	620.7	46.0	8.0
Foreign Students	1,529	736.1	1,432	544.9	(191.2)	(26.0)
Student Need - Total	<u>3,353</u>	<u>11,840.7</u>	<u>3,178</u>	<u>11,426.4</u>	<u>(414.3)</u>	<u>(3.5)</u>
Financial Aid	2,210	9,312.3	3,163	8,782.6	(529.7)	(5.7)
Special Programs	1,143	2,528.4	2,051	2,643.8	115.3	4.6
Cooperating Professionals	1,140	3,867.5	1,163	3,585.5	(282.0)	(7.3)
Assistants - Total	<u>18,128</u>	<u>290,800.0</u>	<u>17,624</u>	<u>300,098.8</u>	<u>9,298.8</u>	<u>3.2</u>
Research Assistants	6,455	135,796.2	6,315	142,938.0	7,142	5.3
Teaching Assistants	6,394	106,997.6	6,739	114,069.7	7,072	6.6
Other Assistants	5,279	48,006.3	4,570	43,091.2	(4,915)	(10.2)
All Other - Total	<u>2,342</u>	<u>40,039.2</u>	<u>2,419</u>	<u>40,972.3</u>	<u>933.1</u>	<u>2.3</u>
Other **	1,419	33,047.2	1,649	35,718.4	2,671.2	8.1
Student Employment	167	1,010	1	9.9	(999.9)	(99.0)
Interinstitutional/Related Agencies	367	1,940.2	488	2,415.1	474.8	24.5
Retired University Employees	168	498.9	67	200.1	(298.9)	(59.9)
Children of Deceased Employees	17	126.5	14	168.5	42.0	33.2
Contract/Training Grants	204	3,416.6	200	2,460.4	(956.1)	(28.0)
Total count of Waivers****	<u>40,580</u>	<u>\$ 496,392.1</u>	<u>40,410</u>	<u>507,990.2</u>	<u>\$ 11,598.1</u>	<u>2.3 %</u>

* Illinois Veterans Grants (ISAC), Illinois National Guard Grants (ISAC), and POW/MIA Scholarships. Includes only the waived (unfunded) portion of these grants.

** Other waiver categories must be approved by the Board of Higher Education prior to reporting.

*** Each recipient is only counted once in each category even if they receive multiple waivers in the same category. The totals only count the recipient one time so these numbers may

**** Recipients are only counted once in the number of recipients for total waivers. The sum of mandatory waiver and discretionary waiver recipients may not equal the total waivers r

Table A-2

Fiscal Years 2023 and 2024
All Public Universities
Undergraduate Tuition and Fee Waivers

Note: Recipients are represented once for each waiver program
Rounding may cause some small variances in total values

(in thousands of dollars)

(in thousands of dollars)

	FY23		FY24		FY23 - FY24	
	Number of Recipients (unduplicated)	Value of Waivers \$	Number of Recipients (unduplicated)	Value of Waivers \$	\$ Change Value of Waivers \$	% Change Value of Waivers %
<u>MANDATORY WAIVER CATEGORY</u>						
<u>Unduplicated Mandatory Waiver Count & Total Value ***</u>	5,860	\$ 47,430.2	5,966	\$ 48,629.6	\$ 1,199.4	2.5 %
<u>PROGRAM</u>						
Teacher/Special Education	602	8,387.3	573	8,020.8	(366.6)	(4.4)
General Assembly	-	-	0	0	-	-
ROTC	451	4,132.7	476	4,257.1	124.4	3.0
DCFS	271	2,177.5	311	2,668.9	491.4	22.6
Children of Employees	1,992	10,772.1	2,042	11,400.6	628.4	5.8
Senior Citizens	29	116.0	32	108.0	(8.0)	(6.9)
Honorary Scholarships	298	3,826.7	303	3,878.6	51.9	1.4
Veterans Grants & Scholarships *	2,215	17,897.6	2,243	18,213.2	315.6	1.8
Other **	17	120.2	13	82.4	(37.8)	(31.4)
<u>DISCRETIONARY WAIVER CATEGORY</u>						
<u>Unduplicated Discretionary Waiver Count & Total Value ***</u>	12,213	\$ 66,266.8	12,484	\$ 66,636.8	\$ 370.0	0.6 %
<u>PROGRAM</u>						
Faculty/Administrators (Non-Civil Service)	61	229.3	52	220.0	(9.3)	(4.1)
Civil Service	444	2,154.5	527	2,576.2	421.7	19.6
Academic/Other Talent	5,539	21,944.4	5,796	23,339.3	1,394.9	6.4
Athletic	1,532	11,607.7	1,515	12,222.6	614.9	5.3
Gender Equity in Intercollegiate Athletics	574	4,621.4	596	4,907.8	286.4	6.2
Foreign Exchange Students	618	11,944.3	503	10,013.0	(1,931.3)	(16.2)
Out-of-State Students	49	574.7	45	620.7	46.0	8.0
Foreign Students	69	199.9	50	158.6	(41.3)	(20.7)
Student Need - Total	3,191	11,324.6	3,124	10,940.2	(384.4)	(3.4)
Financial Aid	2,054	8,816.8	2,036	8,382.8	(434.0)	(4.9)
Special Programs	1,137	2,507.8	1,088	2,557.4	49.6	2.0
Cooperating Professionals	100	342.0	44	71.8	(270.1)	(79.0)
Assistants - Total	35	297.2	25	128.3	(168.9)	(56.8)
Research Assistants	2	2.9	4	24.5	21.6	744.8
Teaching Assistants	3	23.6	5	29.1	5.5	23.3
Other Assistants	30	270.7	16	74.7	(196.0)	(72.4)
All Other - Total	275	1,026.8	435	1,438.3	411.5	40.1
Other **	40	78	181	226.8	148.6	190.0
Student Employment	4	12.7	1	9.9	(2.8)	(22.0)
Interinstitutional/Related Agencies	140	614.3	183	686.4	72.0	11.7
Retired University Employees	56	78.5	16	40.3	(38.2)	(48.7)
Children of Deceased Employees	17	126.5	14	168.5	42.0	33.2
Contract/Training Grants	18	116.6	40	306.4	189.9	162.9
Total count of Waivers****	17,878	\$ 113,697.1	18,312	\$ 115,266.4	\$ 1,569.3	1.4 %

* Illinois Veterans Grants (ISAC), Illinois National Guard Grants (ISAC), and POW/MIA Scholarships. Includes only the waived (unfunded) portion of these grants.

** Other waiver categories must be approved by the Board of Higher Education prior to reporting.

*** Each recipient is only counted once in each category even if they receive multiple waivers in the same category. The totals only count the recipient one time so these numbers may not equal the total number of recipients.

**** Recipients are only counted once in the number of recipients for total waivers. The sum of mandatory waiver and discretionary waiver recipients may not equal the total waivers reported.

Table A-3

**Fiscal Years 2023 and 2024
All Public Universities
Graduate Tuition and Fee Waivers**

**Note: Recipients are represented once for each waiver program
Rounding may cause some small variances in total values**

(in thousands of dollars)

	FY23		FY24		FY23 - FY24		
	Number of Recipients (unduplicated)	Value of Waivers \$	Number of Recipients (unduplicated)	Value of Waivers \$	\$ Change Value of Waivers \$	% Change Value of Waivers %	
<u>MANDATORY WAIVER CATEGORY</u>							
<u>Unduplicated Mandatory Waiver Count & Total Value ***</u>	1,043	\$ 8,727.3	1,108	\$ 9,699.9	\$ 972.5	11.1	%
<u>PROGRAM</u>							
Teacher/Special Education	145	1,372.7	174	1,510.4	137.7	10.0	
General Assembly	-	-	-	-	-	-	
ROTC	6	77.0	6	80.9	3.9	5.0	
DCFS	7	90.5	17	177.3	86.9	96.0	
Children of Employees	1	0.6	1	0.7	0.1	16.7	
Senior Citizens	37	153.3	31	116.0	(37.3)	(24.3)	
Honoary Scholarships	44	727.8	39	577.0	(150.8)	(20.7)	
Veterans Grants & Scholarships *	799	6,251.5	839	7,208.7	957.2	15.3	
Other **	5	54.1	4	29.0	(25.1)	(46.4)	
<u>DISCRETIONARY WAIVER CATEGORY</u>							
<u>Unduplicated Discretionary Waiver Count & Total Value ***</u>	21,644	\$ 373,967.7	21,013	\$ 383,024.0	\$ 9,056.2	2.4	
<u>PROGRAM</u>							
Faculty/Administrators (Non-Civil Service)	1,216	9,560.3	1,251	9,834.6	274.3	2.9	
Civil Service	1,000	7,503.0	1,020	7,785.2	282.2	3.8	
Academic/Other Talent	2,061	20,844.4	1,947	19,561.5	(1,282.9)	(6.2)	
Athletic	113	995.1	102	846.1	(149.0)	(15.0)	
Gender Equity in Intercollegiate Athletics	14	113.8	22	180.8	-	-	
Foreign Exchange Students	66	858.2	66	925.2	67.0	7.8	
Out-of-State Students	-	-	-	-	-	-	
Foreign Students	1,460	536.2	1,382	386.3	(149.9)	(28.0)	
Student Need - Total	162	516.1	54	486.2	(30.0)	(5.8)	
Financial Aid	156	495.6	39	399.8	-	-	
Special Programs	6	20.6	15	86.3	65.7	319.4	
Cooperating Professionals	1,040	3,525.5	1,119	3,513.7	-	-	
Graduate Assistants - Total	18,093	290,502.8	17,599	299,970.5	9,467.7	3.3	
Research Assistants	6,453	135,793.3	6,311	142,913.5	-	-	
Teaching Assistants	6,391	106,974.0	6,734	114,040.6	7,067	6.6	
Other Assistants	5,249	47,735.5	4,554	43,016.5	(4,719)	(9.9)	
All Other - Total	2,067	39,012.4	1,984	39,534.0	521.6	1.3	
Other **	1,379	32,969.0	1,468	35,491.6	-	-	
Student Employment	163	997	-	-	-	-	
Interinstitutional/Related Agencies	227	1,325.9	305	1,728.7	402.8	30.4	
Retired University Employees	112	420.4	51	159.8	(260.7)	(62.0)	
Children of Deceased Employees	-	-	-	-	-	-	
Contract/Training Grants	186	3,300.0	160	2,154.0	(1,146.0)	(34.7)	
Total count of Waivers****	22,702	\$ 382,695.1	22,098	\$ 392,723.8	\$ 10,028.8	2.6	%

* Illinois Veterans Grants (ISAC), Illinois National Guard Grants (ISAC), and POW/MIA Scholarships. Includes only the waived (unfunded) portion of these grants.

** Other waiver categories must be approved by the Board of Higher Education prior to reporting.

*** Each recipient is only counted once in each category even if they receive multiple waivers in the same category. The totals only count the recipient one time so these numbers may not equal the total number of recipients.

**** Recipients are only counted once in the number of recipients for total waivers. The sum of mandatory waiver and discretionary waiver recipients may not equal the total waivers reported.

TABLE B-1
FISCAL YEAR 2024
TOTAL TUITION AND FEE WAIVERS

Chicago State University

Note: Recipients are represented once for each waiver program

Rounding may cause some small variances in total values

(in thousands of dollars)	Number of Recipients (unduplicated)	Tuition Waived		Fees Waived	
		Number of Recipients (unduplicated)	Value of Waivers	Number of Recipients (unduplicated)	Value of Waivers
<u>MANDATORY WAIVERS CATEGORY</u>					
Teacher Special Education	18	18	94.9	18	31.8
General Assembly	-	-	-	-	-
ROTC	-	-	-	-	-
DCFS	-	-	-	-	-
Children of Employees	-	-	-	-	-
Senior Citizens	26	26	73.3	-	-
Honorary Scholarships	-	-	-	-	-
Veterans Grants & Scholarships*	30	30	68.8	30	18.8
Other**	-	-	-	-	-
SUBTOTAL	74	74	237.1	48	50.7
<u>DISCRETIONARY WAIVERS CATEGORY</u>					
Faculty/Administrators	13	13	32.9	13	9.7
Civil Service	51	51	111.7	50	43.8
Academic/Other Talent	14	14	9.5	-	-
Athletic	37	37	247.0	-	-
Gender Equity in Intercollegiate Athletics	16	16	119.7	-	-
Foreign Exchange Students	-	-	-	-	-
Out-of-State Students	-	-	-	-	-
Foreign Students	-	-	-	-	-
Student Need-Financial Aid	-	-	-	-	-
Student Need-Special Programs	-	-	-	-	-
Cooperating Professionals	-	-	-	-	-
Research Assistants	-	-	-	-	-
Teaching Assistants	-	-	-	-	-
Other Assistants	7	7	34.9	7	8.4
Student Employment	-	-	-	-	-
Interinstitutional/Related Agencies	-	-	-	-	-
Retired University Employees	2	2	2.1	2	0.7
Children of Deceased Employees	-	-	-	-	-
Contract/Training Grants	-	-	-	-	-
Other**	57	57	118.4	-	-
SUBTOTAL	197	197	676.1	72	62.7

Unduplicated Summary Tuition and/or Fees	Number of Recipients	Total Value of Waivers
Mandatory Waiver Category Total***	74	\$ 287.8
Discretionary Waiver Category Total***	197	\$ 738.8
Total Count of Waivers****	284	\$ 1,026.5

* Illinois Veterans Grants, Illinois National Guard Grants, and POW/MIA Scholarships. Includes only the waived portion of these grants.

** Other waiver categories must be approved by the Board of Higher Education prior to reporting.

*** Each recipient is only counted once in each category even if they receive multiple waivers in the same category. The totals only count the recipient one time so these numbers may not total.

Recipients are only counted once in the number of recipients for total waivers. The sum of mandatory waiver and discretionary waiver recipients may not equal the total waivers reported.

TABLE B-2
FISCAL YEAR 2024
UNDERGRADUATE TUITION AND FEE WAIVERS

Chicago State University

Note: Recipients are represented once for each waiver program

Rounding may cause some small variances in total values

(in thousands of dollars)	Number of Recipients (unduplicated)	Tuition Waived		Fees Waived	
		Number of Recipients (unduplicated)	Value of Waivers	Number of Recipients (unduplicated)	Value of Waivers
<u>MANDATORY WAIVERS CATEGORY</u>					
Teacher Special Education	9	9	47.5	9	15.9
General Assembly	-	-	-	-	-
ROTC	-	-	-	-	-
DCFS	-	-	-	-	-
Children of Employees	-	-	-	-	-
Senior Citizens	13	13	36.7	-	-
Honorary Scholarships	-	-	-	-	-
Veterans Grants & Scholarships*	15	15	34.4	15	9.4
Other**	-	-	-	-	-
SUBTOTAL	37	37	118.6	24	25.3
<u>DISCRETIONARY WAIVERS CATEGORY</u>					
Faculty/Administrators	1	1	0.7	1	0.2
Civil Service	25	25	42.8	24	22.1
Academic/Other Talent	14	14	9.5	-	-
Athletic	37	37	247.0	-	-
Gender Equity in Intercollegiate Athletics	15	15	113.4	-	-
Foreign Exchange Students	-	-	-	-	-
Out-of-State Students	-	-	-	-	-
Foreign Students	-	-	-	-	-
Student Need-Financial Aid	-	-	-	-	-
Student Need-Special Programs	-	-	-	-	-
Cooperating Professionals	-	-	-	-	-
Research Assistants	-	-	-	-	-
Teaching Assistants	-	-	-	-	-
Other Assistants	-	-	-	-	-
Student Employment	-	-	-	-	-
Interinstitutional/Related Agencies	-	-	-	-	-
Retired University Employees	-	-	-	-	-
Children of Deceased Employees	-	-	-	-	-
Contract/Training Grants	-	-	-	-	-
All Other (please specify)***Provost and Honors	57	57	118.4	-	-
SUBTOTAL	149	149	532	25	22

Unduplicated Summary Tuition and/or Fees	Number of Recipients	Total Value of Waivers
Mandatory Waiver Category Total***	37	\$ 143.9
Discretionary Waiver Category Total***	149	\$ 554.1
Total Count of Waivers****	199	\$ 698.0

* Illinois Veterans Grants, Illinois National Guard Grants, and POW/MIA Scholarships. Includes only the waived portion of these grants.

** Other waiver categories must be approved by the Board of Higher Education prior to reporting.

*** Each recipient is only counted once in each category even if they receive multiple waivers in the same category. The totals only count the recipient one time so these numbers may not total.

Recipients are only counted once in the number of recipients for total waivers. The sum of mandatory waiver and discretionary waiver recipients may not equal the total waivers reported.

TABLE B-3
FISCAL YEAR 2024
GRADUATE TUITION AND FEE WAIVERS

Chicago State University

Note: Recipients are represented once for each waiver program

Rounding may cause some small variances in total values

(in thousands of dollars)	Number of Recipients (unduplicated)	Tuition Waived		Fees Waived	
		Number of Recipients (unduplicated)	Value of Waivers	Number of Recipients (unduplicated)	Value of Waivers
<u>MANDATORY WAIVERS CATEGORY</u>					
Teacher Special Education	9	9	47.5	9	15.9
General Assembly	-	-	-	-	-
ROTC	-	-	-	-	-
DCFS	-	-	-	-	-
Children of Employees	-	-	-	-	-
Senior Citizens	13	13	36.7	-	-
Honorary Scholarships	-	-	-	-	-
Veterans Grants & Scholarships*	15	15	34.4	15	9.4
Other**	-	-	-	-	-
SUBTOTAL	37	37	118.6	24	25.3
<u>DISCRETIONARY WAIVERS CATEGORY</u>					
Faculty/Administrators	12	12	32.2	12	9.5
Civil Service	26	26	68.8	26	21.8
Academic/Other Talent	-	-	-	-	-
Athletic	-	-	-	-	-
Gender Equity in Intercollegiate Athletics	1	1	6.3	-	-
Foreign Exchange Students	-	-	-	-	-
Out-of-State Students	-	-	-	-	-
Foreign Students	-	-	-	-	-
Student Need-Financial Aid	-	-	-	-	-
Student Need-Special Programs	-	-	-	-	-
Cooperating Professionals	-	-	-	-	-
Research Assistants	-	-	-	-	-
Teaching Assistants	-	-	-	-	-
Other Assistants	7	7	34.9	7	8.4
Student Employment	-	-	-	-	-
Interinstitutional/Related Agencies	-	-	-	-	-
Retired University Employees	2	2	2.1	2	0.7
Children of Deceased Employees	-	-	-	-	-
Contract/Training Grants	-	-	-	-	-
Other**	-	-	-	-	-
SUBTOTAL	48	48	144.3	47	40.4

Unduplicated Summary Tuition and/or Fees	Number of Recipients	Total Value of Waivers
Mandatory Waiver Category Total***	37	\$ 143.9
Discretionary Waiver Category Total***	48	\$ 184.6
Total Count of Waivers****	85	\$ 328.5

* Illinois Veterans Grants, Illinois National Guard Grants, and POW/MIA Scholarships. Includes only the waived portion of these grants.

** Other waiver categories must be approved by the Board of Higher Education prior to reporting.

*** Each recipient is only counted once in each category even if they receive multiple waivers in the same category. The totals only count the recipient one time so these numbers may not total.

Recipients are only counted once in the number of recipients for total waivers. The sum of mandatory waiver and discretionary waiver recipients

**** may not equal the total waivers reported.

TABLE B-4
FISCAL YEAR 2024
TOTAL TUITION AND FEE WAIVERS

Eastern Illinois University

Note: Recipients are represented once for each waiver program

Rounding may cause some small variances in total values

(in thousands of dollars)	Number of Recipients (unduplicated)	Tuition Waived		Fees Waived	
		Number of Recipients (unduplicated)	Value of Waivers	Number of Recipients (unduplicated)	Value of Waivers
<u>MANDATORY WAIVERS CATEGORY</u>					
Teacher Special Education	55	55	432.2	-	-
General Assembly	-	-	-	-	-
ROTC	49	49	419.5	-	-
DCFS	26	26	152.1	6	18.7
Children of Employees	98	98	402.7	-	-
Senior Citizens	4	4	25.1	-	-
Honorary Scholarships	-	-	-	-	-
Veterans Grants & Scholarships*	149	149	983.1	139	107.8
Other**	-	-	-	-	-
SUBTOTAL	379	379	2,414.7	145	126.5
<u>DISCRETIONARY WAIVERS CATEGORY</u>					
Faculty/Administrators	27	27	65.7	26	23.9
Civil Service	41	41	135.4	41	43.3
Academic/Other Talent	172	172	219.1	-	-
Athletic	138	138	1,022.3	-	-
Gender Equity in Intercollegiate Athletics	74	74	453.0	-	-
Foreign Exchange Students	4	4	21.9	4	6.9
Out-of-State Students	-	-	-	-	-
Foreign Students	117	117	184.8	-	-
Student Need-Financial Aid	14	14	25.8	-	-
Student Need-Special Programs	887	887	1,945.1	-	-
Cooperating Professionals	86	86	161.9	47	15.0
Research Assistants	70	70	798.4	-	-
Teaching Assistants	53	53	646.6	-	-
Other Assistants	245	245	2,545.8	-	-
Student Employment	-	-	-	-	-
Interinstitutional/Related Agencies	116	116	364.8	-	-
Retired University Employees	5	5	3.7	5	2.4
Children of Deceased Employees	3	3	29.2	3	11.3
Contract/Training Grants	-	-	-	-	-
All Other (Washington Center)**	-	-	-	-	-
SUBTOTAL	1,968	1,968	8,623.5	124	102.8

Unduplicated Summary Tuition and/or Fees	Number of Recipients	Total Value of Waivers
Mandatory Waiver Category Total***	379	\$ 2,541.2
Discretionary Waiver Category Total***	1,968	\$ 8,726.3
Total Count of Waivers****	2,323	\$ 11,267.5

* Illinois Veterans Grants, Illinois National Guard Grants, and POW/MIA Scholarships. Includes only the waived portion of these grants.

** Other waiver categories must be approved by the Board of Higher Education prior to reporting.

*** Each recipient is only counted once in each category even if they receive multiple waivers in the same category. The totals only count the recipient one time so these numbers may not total.

**** Recipients are only counted once in the number of recipients for total waivers. The sum of mandatory waiver and discretionary waiver recipients may not equal the total waivers reported.

TABLE B-5
FISCAL YEAR 2024
UNDERGRADUATE TUITION AND FEE WAIVERS

Eastern Illinois University

Note: Recipients are represented once for each waiver program

Rounding may cause some small variances in total values

(in thousands of dollars)	Number of Recipients (unduplicated)	Tuition Waived		Fees Waived	
		Number of Recipients (unduplicated)	Value of Waivers	Number of Recipients (unduplicated)	Value of Waivers
<u>MANDATORY WAIVERS CATEGORY</u>					
Teacher Special Education	35	35	295.1	6	18.7
General Assembly	-	-	-		
ROTC	49	49	419.5		
DCFS	26	26	152.1		
Children of Employees	98	98	402.7		
Senior Citizens	1	1	6.4		
Honorary Scholarships	-	-	-		
Veterans Grants & Scholarships*	149	149	983.1		
Other**	-	-		139	107.8
SUBTOTAL	356	356	2,258.9	145	126.5
<u>DISCRETIONARY WAIVERS CATEGORY</u>					
Faculty/Administrators				16	17.6
Civil Service	17	17	52.6		
Academic/Other Talent	172	172	219.1		
Athletic	138	138	1,022.3		
Gender Equity in Intercollegiate Athletics	74	74	453.0		
Foreign Exchange Students	4	4	21.9		
Out-of-State Students					
Foreign Students	35	35	67.5		
Student Need-Financial Aid	14	14	25.8	4	6.9
Student Need-Special Programs	885	885	1,939.1		
Cooperating Professionals					
Research Assistants					
Teaching Assistants					
Other Assistants					
Student Employment					
Interinstitutional/Related Agencies	79	79	248.3		
Retired University Employees					
Children of Deceased Employees	3	3	29.2		
Contract/Training Grants					
All Other (Washington Center)**					
SUBTOTAL	1,356	1,356	4,078.8	23	35.8

Unduplicated Summary Tuition and/or Fees	Number of Recipients	Total Value of Waivers
Mandatory Waiver Category Total***	356	\$ 2,385.4
Discretionary Waiver Category Total***	1,356	\$ 4,114.6
Total Count of Waivers****	1,688	\$ 6,500.0

* Illinois Veterans Grants, Illinois National Guard Grants, and POW/MIA Scholarships. Includes only the waived portion of these grants.

** Other waiver categories must be approved by the Board of Higher Education prior to reporting.

*** Each recipient is only counted once in each category even if they receive multiple waivers in the same category. The totals only count the recipient one time so these numbers may not total.

Recipients are only counted once in the number of recipients for total waivers. The sum of mandatory waiver and discretionary waiver recipients may not equal the total waivers reported.

TABLE B-6
FISCAL YEAR 2024
GRADUATE TUITION AND FEE WAIVERS

Eastern Illinois University

Note: Recipients are represented once for each waiver program

Rounding may cause some small variances in total values

(in thousands of dollars)	Number of Recipients (unduplicated)	Tuition Waived		Fees Waived	
		Number of Recipients (unduplicated)	Value of Waivers	Number of Recipients (unduplicated)	Value of Waivers
<u>MANDATORY WAIVERS CATEGORY</u>					
Teacher Special Education	20	20	137.1	-	-
General Assembly	-	-	-	-	-
ROTC	-	-	-	-	-
DCFS	-	-	-	-	-
Children of Employees	-	-	-	-	-
Senior Citizens	3	3	18.7	-	-
Honorary Scholarships	-	-	-	-	-
Veterans Grants & Scholarships*	-	-	-	-	-
Other**	-	-	-	-	-
SUBTOTAL	23	23	155.8	-	-
<u>DISCRETIONARY WAIVERS CATEGORY</u>					
Faculty/Administrators	27	27	65.7	26	23.9
Civil Service	24	24	82.8	25	25.7
Academic/Other Talent					
Athletic					
Gender Equity in Intercollegiate Athletics					
Foreign Exchange Students					
Out-of-State Students					
Foreign Students	82	82	117.3		
Student Need-Financial Aid					
Student Need-Special Programs	2	2	6.0		
Cooperating Professionals	86	86	161.9	47	15.0
Research Assistants	70	70	798.4		
Teaching Assistants	53	53	646.6		
Other Assistants	245	245	2,545.8		
Student Employment					
Interinstitutional/Related Agencies	37	37	116.5		
Retired University Employees	5	5	3.7	5	2.4
Children of Deceased Employees					
Contract/Training Grants					
Other**					
SUBTOTAL	612	612	4,544.7	101	67.0

Unduplicated Summary Tuition and/or Fees	Number of Recipients	Total Value of Waivers
Mandatory Waiver Category Total***	23	\$ 155.8
Discretionary Waiver Category Total***	612	\$ 4,611.7
Total Count of Waivers****	635	\$ 4,767.5

* Illinois Veterans Grants, Illinois National Guard Grants, and POW/MIA Scholarships. Includes only the waived portion of these grants.

** Other waiver categories must be approved by the Board of Higher Education prior to reporting.

*** Each recipient is only counted once in each category even if they receive multiple waivers in the same category. The totals only count the recipient one time so these numbers may not total.

Recipients are only counted once in the number of recipients for total waivers. The sum of mandatory waiver and discretionary waiver recipients

**** may not equal the total waivers reported.

TABLE B-7
FISCAL YEAR 2024
TOTAL TUITION AND FEE WAIVERS

GOVERNORS STATE UNIVERSITY

Note: Recipients are represented once for each waiver program

Rounding may cause some small variances in total values

(in thousands of dollars)	Number of Recipients (unduplicated)	Tuition Waived		Fees Waived	
		Number of Recipients (unduplicated)	Value of Waivers	Number of Recipients (unduplicated)	Value of Waivers
<u>MANDATORY WAIVERS CATEGORY</u>					
Teacher Special Education	7	14	44.6	14	11.2
General Assembly	-	-	-	-	-
ROTC	1	3	7.0	3	1.8
DCFS	10	19	53.2	19	13.3
Children of Employees	20	34	63.9	-	-
Senior Citizens	12	21	36.3	-	-
Honorary Scholarships	-	-	-	-	-
Veterans Grants & Scholarships*	120	221	616.7	221	154.2
Other**	-	-	-	-	-
SUBTOTAL	170	312	821.7	257	180.5
<u>DISCRETIONARY WAIVERS CATEGORY</u>					
Faculty/Administrators	41	94	204.2	94	51.1
Civil Service	49	103	211.4	103	52.9
Academic/Other Talent	838	1,476	1,480.9	-	370.1
Athletic	164	292	1,050.2	292	262.6
Gender Equity in Intercollegiate Athletics	19	30	90.9	30	22.7
Foreign Exchange Students	9	13	27.4	13	6.8
Out-of-State Students	-	-	-	-	-
Foreign Students	-	-	-	-	-
Student Need-Financial Aid	-	-	-	-	-
Student Need-Special Programs	-	-	-	-	-
Cooperating Professionals	1	1	1.4	1	0.4
Research Assistants	3	6	14.5	6	3.6
Teaching Assistants	13	17	57.3	17	14.3
Other Assistants	82	139	417.6	139	104.5
Student Employment	-	-	-	-	-
Interinstitutional/Related Agencies	67	130	249.6	130	62.4
Retired University Employees	-	-	-	-	-
Children of Deceased Employees	-	-	-	-	-
Contract/Training Grants	-	-	-	-	-
Other**	-	-	-	-	-
SUBTOTAL	1,286	2,301	3,805.4	825	951.4

Unduplicated Summary Tuition and/or Fees	Number of Recipients	Total Value of Waivers
Mandatory Waiver Category Total***	170	\$ 1,002.2
Discretionary Waiver Category Total***	1,286	\$ 4,756.8
Total Count of Waivers****	1,456	\$ 5,759.0

* Illinois Veterans Grants, Illinois National Guard Grants, and POW/MIA Scholarships. Includes only the waived portion of these grants.

** Other waiver categories must be approved by the Board of Higher Education prior to reporting.

*** Each recipient is only counted once in each category even if they receive multiple waivers in the same category. The totals only count the recipient one time so these numbers may not total.

Recipients are only counted once in the number of recipients for total waivers. The sum of mandatory waiver and discretionary waiver recipients may not equal the total waivers reported.

TABLE B-8
FISCAL YEAR 2024
UNDERGRADUATE TUITION AND FEE WAIVERS
GOVERNORS STATE UNIVERSITY

Note: Recipients are represented once for each waiver program
Rounding may cause some small variances in total values

(in thousands of dollars)	Tuition Waived		Fees Waived		
	Number of Recipients (unduplicated)	Number of Recipients (unduplicated)	Value of Waivers	Number of Recipients (unduplicated)	Value of Waivers
<u>MANDATORY WAIVERS CATEGORY</u>					
Teacher Special Education					
General Assembly					
ROTC	1	3	7	3	1.8
DCFS	10	19	53.2	19	13.3
Children of Employees	20	34	63.9		
Senior Citizens	5	10	16.2		
Honorary Scholarships					
Veterans Grants & Scholarships*	67	109	273	109	68.3
Other**					
SUBTOTAL	103	175	\$413.30	131	\$83.40
<u>DISCRETIONARY WAIVERS CATEGORY</u>					
Faculty/Administrators	3	5	8.8	5	2.2
Civil Service	13	21	35.7	21	8.9
Academic/Other Talent	833	1,465	1,420.80		355.2
Athletic	157	278	986.3	278	246.6
Gender Equity in Intercollegiate Athletics	17	27	83.6	27	20.9
Foreign Exchange Students	6	8	23.5	8	5.9
Out-of-State Students					
Foreign Students					
Student Need-Financial Aid					
Student Need-Special Programs					
Cooperating Professionals					
Research Assistants					
Teaching Assistants					
Other Assistants					
Student Employment					
Interinstitutional/Related Agencies	28	50	80	50	20
Retired University Employees					
Children of Deceased Employees					
Contract/Training Grants					
Other**					
SUBTOTAL	1,057	1,854	\$2,638.70	389	\$659.70

Unduplicated Summary Tuition and/or Fees	Number of Recipients	Total Value of Waivers
Mandatory Waiver Category Total***	103	\$ 496.7
Discretionary Waiver Category Total***	1,057	\$ 3,298.4
Total Count of Waivers****	1,160	\$ 3,795.1

* Illinois Veterans Grants, Illinois National Guard Grants, and POW/MIA Scholarships. Includes only the waived portion of these grants.

** Other waiver categories must be approved by the Board of Higher Education prior to reporting.

*** Each recipient is only counted once in each category even if they receive multiple waivers in the same category. The totals only count the recipient one time so these numbers may not total.

Recipients are only counted once in the number of recipients for total waivers. The sum of mandatory waiver and discretionary waiver recipients may not equal the total waivers reported.

TABLE B-9
FISCAL YEAR 2024
GRADUATE TUITION AND FEE WAIVERS

GOVERNORS STATE UNIVERSITY

Note: Recipients are represented once for each waiver program

Rounding may cause some small variances in total values

(in thousands of dollars)	Number of Recipients (unduplicated)	Tuition Waived		Fees Waived	
		Number of Recipients (unduplicated)	Value of Waivers	Number of Recipients (unduplicated)	Value of Waivers
<u>MANDATORY WAIVERS CATEGORY</u>					
Teacher Special Education	7	14	44.6	14	11.2
General Assembly					
ROTC					
DCFS					
Children of Employees					
Senior Citizens	7	11	20.1		
Honorary Scholarships					
Veterans Grants & Scholarships*	53	112	343.7	112	85.9
Other**					
SUBTOTAL	67	137	408.4	126	97.1
<u>DISCRETIONARY WAIVERS CATEGORY</u>					
Faculty/Administrators	38	89	195.4	89	48.9
Civil Service	36	82	175.7	82	44.0
Academic/Other Talent	5	11	60.1		14.9
Athletic	7	14	63.9	14	16.0
Gender Equity in Intercollegiate Athletics	2	3	7.3	3	1.8
Foreign Exchange Students	3	5	3.9	5	0.9
Out-of-State Students					
Foreign Students					
Student Need-Financial Aid					
Student Need-Special Programs					
Cooperating Professionals	1	1	1.4	1	0.4
Research Assistants	3	6	14.5	6	3.6
Teaching Assistants	13	17	57.3	17	14.3
Other Assistants	82	139	417.6	139	104.5
Student Employment					
Interinstitutional/Related Agencies	39	80	169.6	80	42.4
Retired University Employees					
Children of Deceased Employees					
Contract/Training Grants					
Other**					
SUBTOTAL	229	447	1,166.7	436	291.7

Unduplicated Summary Tuition and/or Fees	Number of Recipients	Total Value of Waivers
Mandatory Waiver Category Total***	67	\$ 505.5
Discretionary Waiver Category Total***	229	\$ 1,458.4
Total Count of Waivers****	296	\$ 1,963.9

* Illinois Veterans Grants, Illinois National Guard Grants, and POW/MIA Scholarships. Includes only the waived portion of these grants.

** Other waiver categories must be approved by the Board of Higher Education prior to reporting.

*** Each recipient is only counted once in each category even if they receive multiple waivers in the same category. The totals only count the recipient one time so these numbers may not total.

Recipients are only counted once in the number of recipients for total waivers. The sum of mandatory waiver and discretionary waiver recipients

**** may not equal the total waivers reported.

TABLE B-10
FISCAL YEAR 2024
TOTAL TUITION AND FEE WAIVERS

Illinois State University

Note: Recipients are represented once for each waiver program

Rounding may cause some small variances in total values

(in thousands of dollars)	Number of Recipients (unduplicated)	Tuition Waived		Fees Waived	
		Number of Recipients (unduplicated)	Value of Waivers	Number of Recipients (unduplicated)	Value of Waivers
<u>MANDATORY WAIVERS CATEGORY</u>					
Teacher Special Education	402	400	4,330.6	402	1,436.4
General Assembly	-	-	-	-	-
ROTC	47	47	492.4	47	18.3
DCFS	91	90	709.0	91	159.4
Children of Employees	374	374	2,040.4	-	-
Senior Citizens	-	-	-	-	-
Honorary Scholarships	-	-	-	-	-
Veterans Grants & Scholarships*	392	391	2,963.0	365	363.6
Other**	-	-	-	-	-
SUBTOTAL	1,302	1,302	10,535.4	905	1,977.7
<u>DISCRETIONARY WAIVERS CATEGORY</u>					
Faculty/Administrators	160	160	538.3	160	145.2
Civil Service	149	149	570.9	149	159.6
Academic/Other Talent	942	942	2,705.6	-	-
Athletic	434	431	3,757.7	-	-
Gender Equity in Intercollegiate Athletics	-	-	-	-	-
Foreign Exchange Students	34	34	207.7	-	-
Out-of-State Students	-	-	-	-	-
Foreign Students	-	-	-	-	-
Student Need-Financial Aid	96	96	340.9	-	-
Student Need-Special Programs	-	-	-	-	-
Cooperating Professionals	222	222	638.1	-	-
Research Assistants	176	176	1,572.5	171	38.5
Teaching Assistants	428	428	3,434.1	426	94.5
Other Assistants	261	261	2,063.6	228	46.1
Student Employment	-	-	-	-	-
Interinstitutional/Related Agencies	-	-	-	-	-
Retired University Employees	4	4	6.1	4	1.7
Children of Deceased Employees	5	5	62.8	5	18.0
Contract/Training Grants	-	-	-	-	-
Other**	-	-	-	-	-
SUBTOTAL	2,845	2,908	15,898.3	1,143	503.6

Unduplicated Summary Tuition and/or Fees	Number of Recipients	Total Value of Waivers
Mandatory Waiver Category Total***	1,302	\$ 12,513.1
Discretionary Waiver Category Total***	2,845	\$ 16,401.9
Total Count of Waivers****	4,297	\$ 28,915.0

* Illinois Veterans Grants, Illinois National Guard Grants, and POW/MIA Scholarships. Includes only the waived portion of these grants.

** Other waiver categories must be approved by the Board of Higher Education prior to reporting.

*** Each recipient is only counted once in each category even if they receive multiple waivers in the same category. The totals only count the recipient one time so these numbers may not total.

Recipients are only counted once in the number of recipients for total waivers. The sum of mandatory waiver and discretionary waiver recipients may not equal the total waivers reported.

TABLE B-11
FISCAL YEAR 2024
UNDERGRADUATE TUITION AND FEE WAIVERS

Illinois State University

Note: Recipients are represented once for each waiver program

Rounding may cause some small variances in total values

(in thousands of dollars)	Number of Recipients (unduplicated)	Tuition Waived		Fees Waived	
		Number of Recipients (unduplicated)	Value of Waivers	Number of Recipients (unduplicated)	Value of Waivers
<u>MANDATORY WAIVERS CATEGORY</u>					
Teacher Special Education	369	369	4,079.6	369	1,349.8
General Assembly					
ROTC	47	47	492.4	47	18.3
DCFS	86	86	691.7	86	150.2
Children of Employees	374	374	2,040.4	-	-
Senior Citizens					
Honorary Scholarships					
Veterans Grants & Scholarships*	373	373	2,889.1	346	341.9
Other**					
SUBTOTAL	1,245	1,249	10,193.2	848	1,860.2
<u>DISCRETIONARY WAIVERS CATEGORY</u>					
Faculty/Administrators	1	1	2.4	1	1.0
Civil Service	64	64	282.3	64	81.9
Academic/Other Talent	532	532	2,015.1	-	-
Athletic	395	395	3,450.2	-	-
Gender Equity in Intercollegiate Athletics					
Foreign Exchange Students	17	17	117.3	-	-
Out-of-State Students					
Foreign Students					
Student Need-Financial Aid	96	96	340.9	-	-
Student Need-Special Programs					
Cooperating Professionals					
Research Assistants	1	1	7.2	-	-
Teaching Assistants	2	2	9.5	1	-
Other Assistants					
Student Employment					
Interinstitutional/Related Agencies					
Retired University Employees	2	2	3.6	2	1.0
Children of Deceased Employees	5	5	62.8	5	18.0
Contract/Training Grants					
Other**					
SUBTOTAL	1,111	1,115	6,291.3	73	101.9

Unduplicated Summary Tuition and/or Fees	Number of Recipients	Total Value of Waivers
Mandatory Waiver Category Total***	1,245	\$ 12,053.4
Discretionary Waiver Category Total***	1,111	\$ 6,393.2
Total Count of Waivers****	2,332	\$ 18,446.6

* Illinois Veterans Grants, Illinois National Guard Grants, and POW/MIA Scholarships. Includes only the waived portion of these grants.

** Other waiver categories must be approved by the Board of Higher Education prior to reporting.

*** Each recipient is only counted once in each category even if they receive multiple waivers in the same category. The totals only count the recipient one time so these numbers may not total.

Recipients are only counted once in the number of recipients for total waivers. The sum of mandatory waiver and discretionary waiver recipients may not equal the total waivers reported.

TABLE B-12
FISCAL YEAR 2024
GRADUATE TUITION AND FEE WAIVERS

Illinois State University

Note: Recipients are represented once for each waiver program

Rounding may cause some small variances in total values

(in thousands of dollars)	Number of Recipients (unduplicated)	Tuition Waived		Fees Waived	
		Number of Recipients (unduplicated)	Value of Waivers	Number of Recipients (unduplicated)	Value of Waivers
<u>MANDATORY WAIVERS CATEGORY</u>					
Teacher Special Education	33	31	251.0	33	86.6
General Assembly					
ROTC					
DCFS	5	4	17.3	5	9.2
Children of Employees					
Senior Citizens					
Honorary Scholarships					
Veterans Grants & Scholarships*	19	18	73.9	19	21.7
Other**					
SUBTOTAL	57	53	342.2	57	117.5
<u>DISCRETIONARY WAIVERS CATEGORY</u>					
Faculty/Administrators	159	159	535.9	159	144.2
Civil Service	85	85	288.6	85	77.7
Academic/Other Talent	410	410	690.5	-	-
Athletic	39	36	307.5	-	-
Gender Equity in Intercollegiate Athletics					
Foreign Exchange Students	17	17	90.4	-	-
Out-of-State Students					
Foreign Students					
Student Need-Financial Aid					
Student Need-Special Programs					
Cooperating Professionals	222	222	638.1	-	-
Research Assistants	175	175	1,565.3	171	38.5
Teaching Assistants	426	426	3,424.6	425	94.5
Other Assistants	261	261	2,063.6	228	46.1
Student Employment					
Interinstitutional/Related Agencies					
Retired University Employees	2	2	2.5	2	0.7
Children of Deceased Employees					
Contract/Training Grants					
Other**					
SUBTOTAL	1,734	1,793	9,607.0	1,070	401.7

Unduplicated Summary Tuition and/or Fees	Number of Recipients	Total Value of Waivers
Mandatory Waiver Category Total***	57	\$ 459.7
Discretionary Waiver Category Total***	1,734	\$ 10,008.7
Total Count of Waivers****	1,784	\$ 10,468.4

* Illinois Veterans Grants, Illinois National Guard Grants, and POW/MIA Scholarships. Includes only the waived portion of these grants.

** Other waiver categories must be approved by the Board of Higher Education prior to reporting.

*** Each recipient is only counted once in each category even if they receive multiple waivers in the same category. The totals only count the recipient one time so these numbers may not total.

Recipients are only counted once in the number of recipients for total waivers. The sum of mandatory waiver and discretionary waiver recipients

**** may not equal the total waivers reported.

TABLE B-13
FISCAL YEAR 2024
TOTAL TUITION AND FEE WAIVERS

Northeastern Illinois University

Note: Recipients are represented once for each waiver program

Rounding may cause some small variances in total values

(in thousands of dollars)	Number of Recipients (unduplicated)	Tuition Waived		Fees Waived	
		Number of Recipients (unduplicated)	Value of Waivers	Number of Recipients (unduplicated)	Value of Waivers
<u>MANDATORY WAIVERS CATEGORY</u>					
Teacher Special Education	33	33	124.0	33	37.7
General Assembly	-	-	-	-	-
ROTC	5	5	42.4	5	7.7
DCFS	11	11	83.6	11	16.5
Children of Employees	11	11	39.4	11	7.8
Senior Citizens	7	7	21.1	-	-
Honorary Scholarships	-	-	-	-	-
Veterans Grants & Scholarships*	60	60	344.0	60	61.7
Other**	-	-	-	-	-
SUBTOTAL	127	127	654.4	120	131.3
<u>DISCRETIONARY WAIVERS CATEGORY</u>					
Faculty/Administrators	24	24	80.0	24	9.1
Civil Service	57	57	241.6	57	33.1
Academic/Other Talent	669	669	1,240.9	-	-
Athletic	-	-	-	-	-
Gender Equity in Intercollegiate Athletics	-	-	-	-	-
Foreign Exchange Students	63	63	704.2	63	133.0
Out-of-State Students	-	-	-	-	-
Foreign Students	-	-	-	-	-
Student Need-Financial Aid	53	53	92.3	-	-
Student Need-Special Programs	39	39	100.0	-	-
Cooperating Professionals	64	64	142.1	-	-
Research Assistants	27	27	92.7	27	10.5
Teaching Assistants	29	29	77.9	29	8.8
Other Assistants	53	53	348.7	53	39.5
Student Employment	-	-	-	-	-
Interinstitutional/Related Agencies	26	26	121.2	26	17.5
Retired University Employees	-	-	-	-	-
Children of Deceased Employees	-	-	-	-	-
Contract/Training Grants	72	72	434.8	101	70.3
Other**	-	-	-	-	-
SUBTOTAL	1,176	1,176	3,676.4	380	321.8

Unduplicated Summary Tuition and/or Fees	Number of Recipients	Total Value of Waivers
Mandatory Waiver Category Total***	127	\$ 785.7
Discretionary Waiver Category Total***	1,176	\$ 3,998.2
Total Count of Waivers****	1,303	\$ 4,783.9

* Illinois Veterans Grants, Illinois National Guard Grants, and POW/MIA Scholarships. Includes only the waived portion of these grants.

** Other waiver categories must be approved by the Board of Higher Education prior to reporting.

*** Each recipient is only counted once in each category even if they receive multiple waivers in the same category. The totals only count the recipient one time so these numbers may not total.

Recipients are only counted once in the number of recipients for total waivers. The sum of mandatory waiver and discretionary waiver recipients may not equal the total waivers reported.

TABLE B-14
FISCAL YEAR 2024
UNDERGRADUATE TUITION AND FEE WAIVERS

Northeastern Illinois University

Note: Recipients are represented once for each waiver program

Rounding may cause some small variances in total values

(in thousands of dollars)	Number of Recipients (unduplicated)	Tuition Waived		Fees Waived	
		Number of Recipients (unduplicated)	Value of Waivers	Number of Recipients (unduplicated)	Value of Waivers
<u>MANDATORY WAIVERS CATEGORY</u>					
Teacher Special Education	11	11	123.9	11	24.5
General Assembly	-	-	-	-	-
ROTC	4	4	34.1	4	6.7
DCFS	11	11	83.6	11	16.5
Children of Employees	11	11	39.4	11	7.8
Senior Citizens	3	3	4.1	-	-
Honorary Scholarships	-	-	-	-	-
Veterans Grants & Scholarships*	43	43	270.1	43	53.3
Other**			-		-
SUBTOTAL	83	83	555.2	80	108.8
<u>DISCRETIONARY WAIVERS CATEGORY</u>					
Faculty/Administrators	-	-	-	-	-
Civil Service	16	16	69.0	16	13.6
Academic/Other Talent	494	494	904.5		-
Athletic	-	-	-	-	-
Gender Equity in Intercollegiate Athletics	-	-	-	-	-
Foreign Exchange Students	54	54	632.9	54	124.9
Out-of-State Students	-	-	-	-	-
Foreign Students	-	-	-	-	-
Student Need-Financial Aid	36	36	67.3	-	-
Student Need-Special Programs	39	39	100.0	-	-
Cooperating Professionals	19	19	37.0	-	-
Research Assistants	-	-	-	-	-
Teaching Assistants	-	-	-	-	-
Other Assistants	-	-	-	-	-
Student Employment	-	-	-	-	-
Interinstitutional/Related Agencies	11	11	45.6	11	9.0
Retired University Employees	-	-	-	-	-
Children of Deceased Employees	-	-	-	-	-
Contract/Training Grants	32	32	250.0	61	49.3
Other**	-	-	-	-	-
SUBTOTAL	701	701	2,106.3	142	196.9

Unduplicated Summary Tuition and/or Fees	Number of Recipients	Total Value of Waivers
Mandatory Waiver Category Total***	83	\$ 663.9
Discretionary Waiver Category Total***	701	\$ 2,303.2
Total Count of Waivers****	784	\$ 2,967.1

* Illinois Veterans Grants, Illinois National Guard Grants, and POW/MIA Scholarships. Includes only the waived portion of these grants.

** Other waiver categories must be approved by the Board of Higher Education prior to reporting.

*** Each recipient is only counted once in each category even if they receive multiple waivers in the same category. The totals only count the recipient one time so these numbers may not total.

Recipients are only counted once in the number of recipients for total waivers. The sum of mandatory waiver and discretionary waiver recipients

**** may not equal the total waivers reported.

TABLE B-15
FISCAL YEAR 2024
GRADUATE TUITION AND FEE WAIVERS

Northeastern Illinois University

Note: Recipients are represented once for each waiver program

Rounding may cause some small variances in total values

(in thousands of dollars)	Number of Recipients (unduplicated)	Tuition Waived		Fees Waived	
		Number of Recipients (unduplicated)	Value of Waivers	Number of Recipients (unduplicated)	Value of Waivers
<u>MANDATORY WAIVERS CATEGORY</u>					
Teacher Special Education	22	22	0.1	22	13.2
General Assembly	-	-	-	-	-
ROTC	1	1	8.3	1	0.9
DCFS	-	-	-	-	-
Children of Employees	-	-	-	-	-
Senior Citizens	4	4	17.0	-	-
Honorary Scholarships	-	-	-	-	-
Veterans Grants & Scholarships*	17	17	73.9	17	8.4
Other**			-		-
SUBTOTAL	44	44	99.2	40	22.5
<u>DISCRETIONARY WAIVERS CATEGORY</u>					
			-		-
Faculty/Administrators	24	24	80.0	24	9.1
Civil Service	41	41	172.6	41	19.5
Academic/Other Talent	175	175	336.4	-	-
Athletic	-	-	-	-	-
Gender Equity in Intercollegiate Athletics	-	-	-	-	-
Foreign Exchange Students	9	9	71.2	9	8.1
Out-of-State Students	-	-	-	-	-
Foreign Students	-	-	-	-	-
Student Need-Financial Aid	17	17	25.0	-	-
Student Need-Special Programs	-	-	-	-	-
Cooperating Professionals	45	45	105.2	-	-
Research Assistants	27	27	92.7	27	10.5
Teaching Assistants	29	29	77.9	29	8.8
Other Assistants	53	53	348.7	53	39.5
Student Employment	-	-	-	-	-
Interinstitutional/Related Agencies	15	15	75.6	15	8.6
Retired University Employees	-	-	-	-	-
Children of Deceased Employees	-	-	-	-	-
Contract/Training Grants	40	40	184.8	40	20.9
Other**	-	-	-	-	-
SUBTOTAL	475	475	1,570.1	238	124.9

Unduplicated Summary Tuition and/or Fees	Number of Recipients	Total Value of Waivers
Mandatory Waiver Category Total***	44	\$ 121.8
Discretionary Waiver Category Total***	475	\$ 1,695.1
Total Count of Waivers****	519	\$ 1,816.8

* Illinois Veterans Grants, Illinois National Guard Grants, and POW/MIA Scholarships. Includes only the waived portion of these grants.

** Other waiver categories must be approved by the Board of Higher Education prior to reporting.

*** Each recipient is only counted once in each category even if they receive multiple waivers in the same category. The totals only count the recipient one time so these numbers may not total.

Recipients are only counted once in the number of recipients for total waivers. The sum of mandatory waiver and discretionary waiver recipients

**** may not equal the total waivers reported.

TABLE B-16
FISCAL YEAR 2024
TOTAL TUITION AND FEE WAIVERS

Northern Illinois University

Note: Recipients are represented once for each waiver program

Rounding may cause some small variances in total values

(in thousands of dollars)	Number of Recipients (unduplicated)	Tuition Waived		Fees Waived	
		Number of Recipients (unduplicated)	Value of Waivers	Number of Recipients (unduplicated)	Value of Waivers
<u>MANDATORY WAIVERS CATEGORY</u>					
Teacher Special Education	52	52	477.8	35	99.4
General Assembly	-	-	-	-	-
ROTC	44	44	219.8	20	1.7
DCFS	36	36	251.9	29	43.0
Children of Employees	103	103	444.0	-	-
Senior Citizens	5	5	25.6	-	-
Honorary Scholarships	-	-	-	-	-
Veterans Grants & Scholarships*	320	313	2,333.3	221	395.6
Other**	-	-	-	-	-
SUBTOTAL	560	553	3,752.2	305	539.7
<u>DISCRETIONARY WAIVERS CATEGORY</u>					
Faculty/Administrators	72	72	302.2	2	0.8
Civil Service	151	151	723.8	41	50.1
Academic/Other Talent	635	635	3,253.3	-	-
Athletic	243	243	1,679.9	-	-
Gender Equity in Intercollegiate Athletics	128	128	1,135.7	-	-
Foreign Exchange Students	-	-	-	-	-
Out-of-State Students	-	-	-	-	-
Foreign Students	12	12	111.5	-	-
Student Need-Financial Aid	-	-	-	-	-
Student Need-Special Programs	3	3	17.7	-	-
Cooperating Professionals	289	289	732.2	-	-
Research Assistants	375	375	2,066.0	-	-
Teaching Assistants	670	670	4,238.3	-	-
Other Assistants	166	166	1,130.1	-	-
Student Employment	-	-	-	-	-
Interinstitutional/Related Agencies	41	41	126.2	-	-
Retired University Employees	11	11	45.6	3	3.2
Children of Deceased Employees	2	2	14.1	2	3.7
Contract/Training Grants	45	45	330.1	-	-
All Other (Fellowships)**	10	10	47.3	-	-
SUBTOTAL	2,853	2,853	15,954.0	48	57.8

Unduplicated Summary Tuition and/or Fees	Number of Recipients	Total Value of Waivers
Mandatory Waiver Category Total***	560	\$ 4,291.9
Discretionary Waiver Category Total***	2,853	\$ 16,011.8
Total count of Waivers****	3,413	\$ 20,303.7

* Illinois Veterans Grants, Illinois National Guard Grants, and POW/MIA Scholarships. Includes only the waived portion of these grants.

** Other waiver categories must be approved by the Board of Higher Education prior to reporting.

*** Each recipient is only counted once in each category even if they receive multiple waivers in the same category. The totals only count the recipient one time so these numbers may not total.

Recipients are only counted once in the number of recipients for total waivers. The sum of mandatory waiver and discretionary waiver recipients may not equal the total waivers reported.

TABLE B-17
FISCAL YEAR 2024
UNDERGRADUATE TUITION AND FEE WAIVERS

Northern Illinois University

Note: Recipients are represented once for each waiver program

Rounding may cause some small variances in total values

(in thousands of dollars)	Number of Recipients (unduplicated)	Tuition Waived		Fees Waived	
		Number of Recipients (unduplicated)	Value of Waivers	Number of Recipients (unduplicated)	Value of Waivers
<u>MANDATORY WAIVERS CATEGORY</u>					
Teacher Special Education	34	34	300.7	34	98.1
General Assembly			-		-
ROTC	43	43	198.6	20	1.7
DCFS	33	33	206.5	29	43.0
Children of Employees	103	103	444.0		-
Senior Citizens	5	5	25.6		-
Honorary Scholarships			-		-
Veterans Grants & Scholarships*	226	226	1,662.1	210	242.8
Other**			-		-
SUBTOTAL	444	444	2,837.5	293	385.6
<u>DISCRETIONARY WAIVERS CATEGORY</u>					
Faculty/Administrators	2	2	2.2	2	0.8
Civil Service	45	45	170.8	41	50.1
Academic/Other Talent	388	388	1,100.1		-
Athletic	243	243	1,679.9		-
Gender Equity in Intercollegiate Athletics	128	128	1,135.7		-
Foreign Exchange Students			-		-
Out-of-State Students			-		-
Foreign Students			-		-
Student Need-Financial Aid			-		-
Student Need-Special Programs			-		-
Cooperating Professionals	13	13	27.8		-
Research Assistants			-		-
Teaching Assistants			-		-
Other Assistants	2	2	4.9		-
Student Employment			-		-
Interinstitutional/Related Agencies	4	4	9.7		-
Retired University Employees	3	3	9.5	3	3.2
Children of Deceased Employees	2	2	14.1	2	3.7
Contract/Training Grants			-		-
Other**			-		-
SUBTOTAL	830	830	4,154.6	48	57.8

Unduplicated Summary Tuition and/or Fees	Number of Recipients	Total Value of Waivers
Mandatory Waiver Category Total***	444	\$ 3,223.0
Discretionary Waiver Category Total***	830	\$ 4,212.4
Total count of Waivers****	1,274	\$ 7,435.5

* Illinois Veterans Grants, Illinois National Guard Grants, and POW/MIA Scholarships. Includes only the waived portion of these grants.

** Other waiver categories must be approved by the Board of Higher Education prior to reporting.

*** Each recipient is only counted once in each category even if they receive multiple waivers in the same category. The totals only count the recipient one time so these numbers may not total.

Recipients are only counted once in the number of recipients for total waivers. The sum of mandatory waiver and discretionary waiver recipients

**** may not equal the total waivers reported.

TABLE B-18
FISCAL YEAR 2024
GRADUATE TUITION AND FEE WAIVERS

Northern Illinois University

Note: Recipients are represented once for each waiver program

Rounding may cause some small variances in total values

(in thousands of dollars)	Number of Recipients (unduplicated)	Tuition Waived		Fees Waived	
		Number of Recipients (unduplicated)	Value of Waivers	Number of Recipients (unduplicated)	Value of Waivers
<u>MANDATORY WAIVERS CATEGORY</u>					
Teacher Special Education	18	18	177.1	1	1.3
General Assembly			-		-
ROTC	1	1	21.2		-
DCFS	3	3	45.3		-
Children of Employees			-		-
Senior Citizens			-		-
Honorary Scholarships			-		-
Veterans Grants & Scholarships*	94	87	671.1	11	152.9
Other**			-		-
SUBTOTAL	116	109	914.7	12	154.2
<u>DISCRETIONARY WAIVERS CATEGORY</u>					
Faculty/Administrators	70	70	300.0		-
Civil Service	106	106	552.9		-
Academic/Other Talent	247	247	2,153.2		-
Athletic			-		-
Gender Equity in Intercollegiate Athletics			-		-
Foreign Exchange Students			-		-
Out-of-State Students			-		-
Foreign Students	12	12	111.5		-
Student Need-Financial Aid			-		-
Student Need-Special Programs	3	3	17.7		-
Cooperating Professionals	276	276	704.4		-
Research Assistants	375	375	2,066.0		-
Teaching Assistants	670	670	4,238.3		-
Other Assistants	164	164	1,125.2		-
Student Employment			-		-
Interinstitutional/Related Agencies	37	37	116.5		-
Retired University Employees	8	8	36.2		-
Children of Deceased Employees			-		-
Contract/Training Grants	45	45	330.1		-
All Other (Fellowships)**	10	10	47.3		-
SUBTOTAL	2,023	2,023	11,799.3		-

Unduplicated Summary Tuition and/or Fees	Number of Recipients	Total Value of Waivers
Mandatory Waiver Category Total***	116	\$ 1,068.9
Discretionary Waiver Category Total***	2,023	\$ 11,799.3
Total count of Waivers****	2,139	\$ 12,868.2

* Illinois Veterans Grants, Illinois National Guard Grants, and POW/MIA Scholarships. Includes only the waived portion of these grants.

** Other waiver categories must be approved by the Board of Higher Education prior to reporting.

*** Each recipient is only counted once in each category even if they receive multiple waivers in the same category. The totals only count the recipient one time so these numbers may not total.

Recipients are only counted once in the number of recipients for total waivers. The sum of mandatory waiver and discretionary waiver recipients

**** may not equal the total waivers reported.

TABLE B-19
FISCAL YEAR 2024
TOTAL TUITION AND FEE WAIVERS

Southern Illinois University Carbondale

Note: Recipients are represented once for each waiver program

Rounding may cause some small variances in total values

(in thousands of dollars)	Number of Recipients (unduplicated)	Tuition Waived		Fees Waived	
		Number of Recipients (unduplicated)	Value of Waivers	Number of Recipients (unduplicated)	Value of Waivers
<u>MANDATORY WAIVERS CATEGORY</u>					
Teacher Special Education	16	16	164.6	16	67.6
General Assembly	-	-	-	-	-
ROTC	49	49	253.9	-	-
DCFS	38	38	225.4	27	58.1
Children of Employees	215	215	768.9	-	-
Senior Citizens	2	2	9.7	-	-
Honorary Scholarships	-	-	-	-	-
Veterans Grants & Scholarships*	401	401	2,504.7	213	346.7
Other**	-	-	-	-	-
SUBTOTAL	716	716	3,927.2	256	472.4
<u>DISCRETIONARY WAIVERS CATEGORY</u>					
Faculty/Administrators	143	142	640.4	124	213.6
Civil Service	203	203	1,059.7	181	304.0
Academic/Other Talent	595	595	1,813.6	-	-
Athletic	150	150	1,179.0	-	-
Gender Equity in Intercollegiate Athletics	97	97	824.9	-	-
Foreign Exchange Students	12	12	60.1	-	-
Out-of-State Students	-	-	-	-	-
Foreign Students	-	-	-	-	-
Student Need-Financial Aid	543	543	1,034.5	-	-
Student Need-Special Programs	-	-	-	-	-
Cooperating Professionals	41	41	163.4	39	62.3
Research Assistants	557	557	6,570.7	-	-
Teaching Assistants	713	713	9,652.9	-	-
Other Assistants	119	119	1,306.6	-	-
Student Employment	-	-	-	-	-
Interinstitutional/Related Agencies	53	53	278.8	47	47.4
Retired University Employees	6	4	8.8	6	8.5
Children of Deceased Employees	2	2	10.4	-	-
Contract/Training Grants	26	26	176.5	-	-
All Other (Fellowships)**	78	78	688.5	-	-
SUBTOTAL	3,055	3,055	25,468.8	397	635.8

Unduplicated Summary Tuition and/or Fees	Number of Recipients	Total Value of Waivers
Mandatory Waiver Category Total***	716	\$ 4,399.6
Discretionary Waiver Category Total***	3,055	\$ 26,104.6
Total Count of Waivers****	3,733	\$ 30,504.2

* Illinois Veterans Grants, Illinois National Guard Grants, and POW/MIA Scholarships. Includes only the waived portion of these grants.

** Other waiver categories must be approved by the Board of Higher Education prior to reporting.

*** Each recipient is only counted once in each category even if they receive multiple waivers in the same category. The totals only count the recipient one time so these numbers may not total.

Recipients are only counted once in the number of recipients for total waivers. The sum of mandatory waiver and discretionary waiver recipients

**** may not equal the total waivers reported.

TABLE B-20
FISCAL YEAR 2024
UNDERGRADUATE TUITION AND FEE WAIVERS

Southern Illinois University Carbondale

Note: Recipients are represented once for each waiver program

Rounding may cause some small variances in total values

(in thousands of dollars)	Number of Recipients (unduplicated)	Tuition Waived		Fees Waived	
		Number of Recipients (unduplicated)	Value of Waivers	Number of Recipients (unduplicated)	Value of Waivers
<u>MANDATORY WAIVERS CATEGORY</u>					
Teacher Special Education	12	12	97.0	12	45.0
General Assembly					
ROTC	49	49	253.9		
DCFS	36	36	199.1	25	53.7
Children of Employees	214	214	768.2		
Senior Citizens	1	1	6.4		
Honorary Scholarships					
Veterans Grants & Scholarships*	319	319	1,902.9	160	265.2
Other**					
SUBTOTAL	626	626	3,227.5	197	363.9
<u>DISCRETIONARY WAIVERS CATEGORY</u>					
Faculty/Administrators	34	34	95.1	32	44.5
Civil Service	111	111	430.4	108	164.3
Academic/Other Talent	522	522	1,346.7		
Athletic	136	136	1,029.7		
Gender Equity in Intercollegiate Athletics	95	95	804.7		
Foreign Exchange Students	12	12	60.1		
Out-of-State Students					
Foreign Students					
Student Need-Financial Aid	542	542	1,033.7		
Student Need-Special Programs					
Cooperating Professionals					
Research Assistants					
Teaching Assistants					
Other Assistants					
Student Employment					
Interinstitutional/Related Agencies	28	28	119.4	26	29.0
Retired University Employees	4	2	5.5	4	4.2
Children of Deceased Employees	2	2	10.4		
Contract/Training Grants	8	8	7.1		
Other**					
SUBTOTAL	1,424	1,424	4,942.8	170	242.0

Unduplicated Summary Tuition and/or Fees	Number of Recipients	Total Value of Waivers
Mandatory Waiver Category Total***	626	\$ 3,591.4
Discretionary Waiver Category Total***	1,424	\$ 5,184.8
Total Count of Waivers****	2,016	\$ 8,776.2

* Illinois Veterans Grants, Illinois National Guard Grants, and POW/MIA Scholarships. Includes only the waived portion of these grants.

** Other waiver categories must be approved by the Board of Higher Education prior to reporting.

*** Each recipient is only counted once in each category even if they receive multiple waivers in the same category. The totals only count the recipient one time so these numbers may not total.

Recipients are only counted once in the number of recipients for total waivers. The sum of mandatory waiver and discretionary waiver recipients

**** may not equal the total waivers reported.

TABLE B-21
FISCAL YEAR 2024
GRADUATE TUITION AND FEE WAIVERS

Southern Illinois University Carbondale

Note: Recipients are represented once for each waiver program

Rounding may cause some small variances in total values

(in thousands of dollars)	Number of Recipients (unduplicated)	Tuition Waived		Fees Waived	
		Number of Recipients (unduplicated)	Value of Waivers	Number of Recipients (unduplicated)	Value of Waivers
<u>MANDATORY WAIVERS CATEGORY</u>					
Teacher Special Education	4	4	67.6	4	22.6
General Assembly					
ROTC					
DCFS	2	2	26.3	2	4.4
Children of Employees	1	1	0.7		
Senior Citizens	1	1	3.3		
Honorary Scholarships					
Veterans Grants & Scholarships*	82	82	601.8	53	81.5
Other**					
SUBTOTAL	90	90	699.7	59	108.5
<u>DISCRETIONARY WAIVERS CATEGORY</u>					
Faculty/Administrators	109	108	545.3	92	169.1
Civil Service	92	92	629.3	73	139.7
Academic/Other Talent	73	73	466.9		
Athletic	14	14	149.3		
Gender Equity in Intercollegiate Athletics	2	2	20.2		
Foreign Exchange Students					
Out-of-State Students					
Foreign Students					
Student Need-Financial Aid	1	1	0.8		
Student Need-Special Programs					
Cooperating Professionals	41	41	163.4	39	62.3
Research Assistants	557	557	6,570.7		
Teaching Assistants	713	713	9,652.9		
Other Assistants	119	119	1,306.6		
Student Employment					
Interinstitutional/Related Agencies	25	25	159.4	21	18.4
Retired University Employees	2	2	3.3	2	4.3
Children of Deceased Employees					
Contract/Training Grants	18	18	169.4		
All Other (Fellowships)**	78	78	688.5		
SUBTOTAL	1,631	1,631	20,526.0	227	393.8

Unduplicated Summary Tuition and/or Fees	Number of Recipients	Total Value of Waivers
Mandatory Waiver Category Total***	90	\$ 808.2
Discretionary Waiver Category Total***	1,631	\$ 20,919.8
Total Count of Waivers****	1,717	\$ 21,728.0

* Illinois Veterans Grants, Illinois National Guard Grants, and POW/MIA Scholarships. Includes only the waived portion of these grants.

** Other waiver categories must be approved by the Board of Higher Education prior to reporting.

*** Each recipient is only counted once in each category even if they receive multiple waivers in the same category. The totals only count the recipient one time so these numbers may not total.

Recipients are only counted once in the number of recipients for total waivers. The sum of mandatory waiver and discretionary waiver recipients

**** may not equal the total waivers reported.

TABLE B-22
FISCAL YEAR 2024
TOTAL TUITION AND FEE WAIVERS

Southern Illinois University Edwardsville

Note: Recipients are represented once for each waiver program

Rounding may cause some small variances in total values

(in thousands of dollars)	Number of Recipients (unduplicated)	Tuition Waived		Fees Waived	
		Number of Recipients (unduplicated)	Value of Waivers	Number of Recipients (unduplicated)	Value of Waivers
<u>MANDATORY WAIVERS CATEGORY</u>					
Teacher Special Education	30	30	258.1	30	92.3
General Assembly	-	-	-	-	-
ROTC	63	63	686.6	-	-
DCFS	25	25	187.9	-	-
Children of Employees	159	159	638.3	-	-
Senior Citizens	-	-	-	-	-
Honorary Scholarships	-	-	-	-	-
Veterans Grants & Scholarships*	442	442	2,524.3	285	601.0
Other**	-	-	-	-	-
SUBTOTAL	719	719	4,295.2	315	693.3
<u>DISCRETIONARY WAIVERS CATEGORY</u>					
Faculty/Administrators	53	53	219.7	-	-
Civil Service	81	81	276.6	-	-
Academic/Other Talent	388	388	3,210.0	4	5.6
Athletic	140	140	842.6	-	-
Gender Equity in Intercollegiate Athletics	121	121	970.6	-	-
Foreign Exchange Students	-	-	-	-	-
Out-of-State Students	-	-	-	-	-
Foreign Students	-	-	-	-	-
Student Need-Financial Aid	107	107	189.2	-	-
Student Need-Special Programs	80	80	406.9	-	-
Cooperating Professionals	208	208	349.1	-	-
Research Assistants	174	174	904.3	-	-
Teaching Assistants	375	375	2,239.3	-	-
Other Assistants	121	121	737.9	-	-
Student Employment	-	-	-	-	-
Interinstitutional/Related Agencies	81	81	366.1	-	-
Retired University Employees	-	-	-	-	-
Children of Deceased Employees	-	-	-	-	-
Contract/Training Grants	-	-	-	-	-
Other**	150	89	28.4	61	98.4
SUBTOTAL	2,079	2,018	10,740.7	65	104.0

Unduplicated Summary Tuition and/or Fees	Number of Recipients	Total Value of Waivers
Mandatory Waiver Category Total***	719	\$ 4,988.5
Discretionary Waiver Category Total***	2,079	\$ 10,844.7
Total Count of Waivers****	2,798	\$ 15,833.2

* Illinois Veterans Grants, Illinois National Guard Grants, and POW/MIA Scholarships. Includes only the waived portion of these grants.

** Other waiver categories must be approved by the Board of Higher Education prior to reporting.

*** Each recipient is only counted once in each category even if they receive multiple waivers in the same category. The totals only count the recipient one time so these numbers may not total.

Recipients are only counted once in the number of recipients for total waivers. The sum of mandatory waiver and discretionary waiver recipients may not equal the total waivers reported.

**TABLE B-23
FISCAL YEAR 2024**

UNDERGRADUATE TUITION AND FEE WAIVERS

Southern Illinois University Edwardsville

Note: Recipients are represented once for each waiver program

Rounding may cause some small variances in total values

(in thousands of dollars)	Number of Recipients (unduplicated)	Tuition Waived		Fees Waived	
		Number of Recipients (unduplicated)	Value of Waivers	Number of Recipients (unduplicated)	Value of Waivers
<u>MANDATORY WAIVERS CATEGORY</u>					
Teacher Special Education	23	23	206.7	23	76.4
General Assembly	-	-	-	-	-
ROTC	63	63	686.6	-	-
DCFS	23	23	168.1	-	-
Children of Employees	159	159	638.3	-	-
Senior Citizens	-	-	-	-	-
Honorary Scholarships	-	-	-	-	-
Veterans Grants & Scholarships*	341	341	2,004.7	204	496.6
Other**	-	-	-	-	-
SUBTOTAL	609	609	3,704.4	227	573.0
<u>DISCRETIONARY WAIVERS CATEGORY</u>					
Faculty/Administrators	7	7	20.3	-	-
Civil Service	46	46	140.9	-	-
Academic/Other Talent	347	347	2,825.1	1	2.3
Athletic	119	119	733.8	-	-
Gender Equity in Intercollegiate Athletics	108	108	854.5	-	-
Foreign Exchange Students	-	-	-	-	-
Out-of-State Students	-	-	-	-	-
Foreign Students	-	-	-	-	-
Student Need-Financial Aid	107	107	189.2	-	-
Student Need-Special Programs	70	70	344.3	-	-
Cooperating Professionals	11	11	4.6	-	-
Research Assistants	2	2	7.5	-	-
Teaching Assistants	3	3	19.6	-	-
Other Assistants	-	-	-	-	-
Student Employment	-	-	-	-	-
Interinstitutional/Related Agencies	16	16	55.8	-	-
Retired University Employees	-	-	-	-	-
Children of Deceased Employees	-	-	-	-	-
Contract/Training Grants	-	-	-	-	-
Other**	119	89	28.4	30	54.2
SUBTOTAL	955	925	5,224.0	31	56.5

Unduplicated Summary Tuition and/or Fees	Number of Recipients	Total Value of Waivers
Mandatory Waiver Category Total***	609	\$ 4,277.4
Discretionary Waiver Category Total***	955	\$ 5,280.5
Total Count of Waivers****	1,564	\$ 9,557.9

* Illinois Veterans Grants, Illinois National Guard Grants, and POW/MIA Scholarships. Includes only the waived portion of these grants.

** Other waiver categories must be approved by the Board of Higher Education prior to reporting.

*** Each recipient is only counted once in each category even if they receive multiple waivers in the same category. The totals only count the recipient one time so these numbers may not total.

Recipients are only counted once in the number of recipients for total waivers. The sum of mandatory waiver and discretionary waiver recipients

**** may not equal the total waivers reported.

TABLE B-24
FISCAL YEAR 2024
GRADUATE TUITION AND FEE WAIVERS

Southern Illinois University Edwardsville

Note: Recipients are represented once for each waiver program

Rounding may cause some small variances in total values

(in thousands of dollars)	Number of Recipients (unduplicated)	Tuition Waived		Fees Waived	
		Number of Recipients (unduplicated)	Value of Waivers	Number of Recipients (unduplicated)	Value of Waivers
<u>MANDATORY WAIVERS CATEGORY</u>					
Teacher Special Education	7	7	51.4	7	15.9
General Assembly	-	-	-	-	-
ROTC	-	-	-	-	-
DCFS	2	2	19.8	-	-
Children of Employees	-	-	-	-	-
Senior Citizens	-	-	-	-	-
Honorary Scholarships	-	-	-	-	-
Veterans Grants & Scholarships*	101	101	519.6	81	104.4
Other**	-	-	-	-	-
SUBTOTAL	110	110	590.8	88	120.3
<u>DISCRETIONARY WAIVERS CATEGORY</u>					
Faculty/Administrators	46	46	199.4	-	-
Civil Service	35	35	135.7	-	-
Academic/Other Talent	41	41	384.9	3	3.3
Athletic	21	21	108.8	-	-
Gender Equity in Intercollegiate Athletics	13	13	116.1	-	-
Foreign Exchange Students	-	-	-	-	-
Out-of-State Students	-	-	-	-	-
Foreign Students	-	-	-	-	-
Student Need-Financial Aid	-	-	-	-	-
Student Need-Special Programs	10	10	62.6	-	-
Cooperating Professionals	197	197	344.5	-	-
Research Assistants	172	172	896.8	-	-
Teaching Assistants	372	372	2,219.7	-	-
Other Assistants	121	121	737.9	-	-
Student Employment	-	-	-	-	-
Interinstitutional/Related Agencies	65	65	310.3	-	-
Retired University Employees	-	-	-	-	-
Children of Deceased Employees	-	-	-	-	-
Contract/Training Grants	-	-	-	-	-
Other**	31	-	-	31	44.2
SUBTOTAL	1,124	1,093	5,516.7	34	47.5

Unduplicated Summary Tuition and/or Fees	Number of Recipients	Total Value of Waivers
Mandatory Waiver Category Total***	110	\$ 711.1
Discretionary Waiver Category Total***	1,124	\$ 5,564.2
Total Count of Waivers****	1,234	\$ 6,275.3

* Illinois Veterans Grants, Illinois National Guard Grants, and POW/MIA Scholarships. Includes only the waived portion of these grants.

** Other waiver categories must be approved by the Board of Higher Education prior to reporting.

*** Each recipient is only counted once in each category even if they receive multiple waivers in the same category. The totals only count the recipient one time so these numbers may not total.

Recipients are only counted once in the number of recipients for total waivers. The sum of mandatory waiver and discretionary waiver recipients may not equal the total waivers reported.

TABLE B-25
FISCAL YEAR 2024
GRADUATE TUITION AND FEE WAIVERS

SIU SCHOOL OF MEDICINE

Note: Recipients are represented once for each waiver program

Rounding may cause some small variances in total values

(in thousands of dollars)	Number of Recipients (unduplicated)	Tuition Waived		Fees Waived	
		Number of Recipients (unduplicated)	Value of Waivers	Number of Recipients (unduplicated)	Value of Waivers
<u>MANDATORY WAIVERS CATEGORY</u>					
Teacher Special Education					
General Assembly					
ROTC					
DCFS					
Children of Employees					
Senior Citizens					
Honorary Scholarships					
Veterans Grants & Scholarships*	8	8	270.0	6	18.0
Other**					
SUBTOTAL	8	8	270.0	6	18.0
<u>DISCRETIONARY WAIVERS CATEGORY</u>					
Faculty/Administrators					
Civil Service					
Academic/Other Talent					
Athletic					
Gender Equity in Intercollegiate Athletics					
Foreign Exchange Students					
Out-of-State Students					
Foreign Students					
Student Need-Financial Aid	21	21	374.0		
Student Need-Special Programs					
Cooperating Professionals					
Research Assistants					
Teaching Assistants					
Other Assistants					
Student Employment					
Interinstitutional/Related Agencies					
Retired University Employees					
Children of Deceased Employees					
Contract/Training Grants					
Other**					
SUBTOTAL	21	21	374.0	-	-

Unduplicated Summary Tuition and/or Fees	Number of Recipients	Total Value of Waivers
Mandatory Waiver Category Total***	8	\$ 288.0
Discretionary Waiver Category Total***	21	\$ 374.0
Total Count of Waivers****	29	\$ 662.0

* Illinois Veterans Grants, Illinois National Guard Grants, and POW/MIA Scholarships. Includes only the waived portion of these grants.

** Other waiver categories must be approved by the Board of Higher Education prior to reporting.

*** Each recipient is only counted once in each category even if they receive multiple waivers in the same category. The totals only count the recipient one time so these numbers may not total.

Recipients are only counted once in the number of recipients for total waivers. The sum of mandatory waiver and discretionary waiver recipients may not equal the total waivers reported.

TABLE B-26
FISCAL YEAR 2024
TOTAL TUITION AND FEE WAIVERS

University of Illinois at Chicago

Note: Recipients are represented once for each waiver program

Rounding may cause some small variances in total values

(in thousands of dollars)	Number of Recipients (unduplicated)	Tuition Waived		Fees Waived	
		Number of Recipients (unduplicated)	Value of Waivers	Number of Recipients (unduplicated)	Value of Waivers
<u>MANDATORY WAIVERS CATEGORY</u>					
Teacher Special Education	25	25	223.2	25	73.2
General Assembly	-	-	-	-	-
ROTC	58	58	515.7	-	-
DCFS	29	28	173.1	25	59.8
Children of Employees	223	223	1,340.1	-	-
Senior Citizens	3	3	12.0	-	-
Honorary Scholarships	37	37	573.2	-	-
Veterans Grants & Scholarships*	282	281	3,237.9	153	374.4
Other**	-	-	-	-	-
SUBTOTAL	650	648	6,075.1	203	507.4
<u>DISCRETIONARY WAIVERS CATEGORY</u>					
Faculty/Administrators	363	359	3,469.2	360	812.3
Civil Service	356	351	3,455.0	354	882.0
Academic/Other Talent	1,729	1,728	20,161.3	602	884.3
Athletic	168	168	2,058.8	-	-
Gender Equity in Intercollegiate Athletics	33	33	600.0	-	-
Foreign Exchange Students	-	-	-	-	-
Out-of-State Students	45	45	620.7	-	-
Foreign Students	1,288	-	-	1,288	157.5
Student Need-Financial Aid	11	11	20.0	-	-
Student Need-Special Programs	51	51	94.3	-	-
Cooperating Professionals	44	44	208.3	44	18.1
Research Assistants	1,214	1,214	20,395.2	1,214	2,800.9
Teaching Assistants	1,410	1,406	23,104.4	1,410	3,209.5
Other Assistants	1,058	464	6,066.8	1,045	1,053.2
Student Employment	-	-	-	-	-
Interinstitutional/Related Agencies	1	1	11.1	1	3.6
Retired University Employees	8	8	30.8	8	12.4
Children of Deceased Employees	-	-	-	-	-
Contract/Training Grants	-	-	-	-	-
Other**	-	-	-	-	-
SUBTOTAL	5,261	5,258	80,295.8	3,961	9,833.7

Unduplicated Summary Tuition and/or Fees	Number of Recipients	Total Value of Waivers
Mandatory Waiver Category Total***	650	\$ 6,582.5
Discretionary Waiver Category Total***	5,261	\$ 90,129.5
Total Count of Waivers****	5,897	\$ 96,712.0

* Illinois Veterans Grants, Illinois National Guard Grants, and POW/MIA Scholarships. Includes only the waived portion of these grants.

** Other waiver categories must be approved by the Board of Higher Education prior to reporting.

*** Each recipient is only counted once in each category even if they receive multiple waivers in the same category. The totals only count the recipient one time so these numbers may not total.

Recipients are only counted once in the number of recipients for total waivers. The sum of mandatory waiver and discretionary waiver recipients

**** may not equal the total waivers reported.

TABLE B-27
FISCAL YEAR 2024
UNDERGRADUATE TUITION AND FEE WAIVERS

University of Illinois at Chicago

Note: Recipients are represented once for each waiver program

Rounding may cause some small variances in total values

(in thousands of dollars)	Number of Recipients (unduplicated)	Tuition Waived		Fees Waived	
		Number of Recipients (unduplicated)	Value of Waivers	Number of Recipients (unduplicated)	Value of Waivers
<u>MANDATORY WAIVERS CATEGORY</u>					
Teacher Special Education	1	1	10.8	1	3.2
General Assembly					
ROTC	55	55	480.0		
DCFS	28	27	154.8	24	56.8
Children of Employees	223	223	1,340.1		
Senior Citizens	3	3	12.0		
Honorary Scholarships	25	25	290.5		
Veterans Grants & Scholarships*	186	186	1,728.9	77	178.3
Other**	-	-	-		-
SUBTOTAL	516	515	4,017.1	102	238.3
<u>DISCRETIONARY WAIVERS CATEGORY</u>					
Faculty/Administrators	2	2	22.8	2	5.9
Civil Service	62	62	326.8	62	146.1
Academic/Other Talent	1,020	1,020	7,343.8		
Athletic	158	158	1,918.9		
Gender Equity in Intercollegiate Athletics	33	33	600.0		
Foreign Exchange Students					
Out-of-State Students	45	45	620.7		
Foreign Students					
Student Need-Financial Aid	11	11	20.0		
Student Need-Special Programs	51	51	94.3		
Cooperating Professionals					
Research Assistants					
Teaching Assistants					
Other Assistants	13	13	60.0		
Student Employment					
Interinstitutional/Related Agencies					
Retired University Employees	1	1	1.9	1	1.1
Children of Deceased Employees					-
Contract/Training Grants	-	-	-	-	-
All Other**	-	-	-	-	-
SUBTOTAL	1,318	1,318	11,009.2	60	153.1

Unduplicated Summary Tuition and/or Fees	Number of Recipients	Total Value of Waivers
Mandatory Waiver Category Total***	516	\$ 4,255.4
Discretionary Waiver Category Total***	1,318	\$ 11,162.3
Total Count of Waivers****	1,823	\$ 15,417.7

* Illinois Veterans Grants, Illinois National Guard Grants, and POW/MIA Scholarships. Includes only the waived portion of these grants.

** Other waiver categories must be approved by the Board of Higher Education prior to reporting.

*** Each recipient is only counted once in each category even if they receive multiple waivers in the same category. The totals only count the recipient one time so these numbers may not total.

Recipients are only counted once in the number of recipients for total waivers. The sum of mandatory waiver and discretionary waiver recipients may not equal the total waivers reported.

TABLE B-28
FISCAL YEAR 2024
GRADUATE TUITION AND FEE WAIVERS

University of Illinois at Chicago

Note: Recipients are represented once for each waiver program

Rounding may cause some small variances in total values

(in thousands of dollars)	Number of Recipients (unduplicated)	Tuition Waived		Fees Waived	
		Number of Recipients (unduplicated)	Value of Waivers	Number of Recipients (unduplicated)	Value of Waivers
<u>MANDATORY WAIVERS CATEGORY</u>					
Teacher Special Education	24	24	212.4	24	70.0
General Assembly	-	-	-	-	-
ROTC	3	3	35.7	-	-
DCFS	1	1	18.3	1	3.0
Children of Employees	-	-	-	-	-
Senior Citizens	-	-	-	-	-
Honorary Scholarships	12	12	282.7	-	-
Veterans Grants & Scholarships*	96	95	1,509.0	76	196.1
Other**	-	-	-	-	-
SUBTOTAL	134	133	2,058.0	101	269.1
<u>DISCRETIONARY WAIVERS CATEGORY</u>					
Faculty/Administrators	361	357	3,446.4	358	806.4
Civil Service	294	289	3,128.2	292	735.9
Academic/Other Talent	709	708	12,817.5	602	884.3
Athletic	10	10	139.9	-	-
Gender Equity in Intercollegiate Athletics	-	-	-	-	-
Foreign Exchange Students	-	-	-	-	-
Out-of-State Students	-	-	-	-	-
Foreign Students	1,288	-	-	1,288	157.5
Student Need-Financial Aid	-	-	-	-	-
Student Need-Special Programs	-	-	-	-	-
Cooperating Professionals	44	44	208.3	44	18.1
Research Assistants	1,214	1,214	20,395.2	1,214	2,800.9
Teaching Assistants	1,410	1,406	23,104.4	1,410	3,209.5
Other Assistants	1,045	451	6,006.8	1,045	1,053.2
Student Employment	-	-	-	-	-
Interinstitutional/Related Agencies	1	1	11.1	1	3.6
Retired University Employees	7	7	28.9	7	11.3
Children of Deceased Employees	-	-	-	-	-
Contract/Training Grants	-	-	-	-	-
Other**	-	-	-	-	-
SUBTOTAL	3,943	3,940	69,286.6	3,901	9,680.6

Unduplicated Summary Tuition and/or Fees	Number of Recipients	Total Value of Waivers
Mandatory Waiver Category Total***	134	\$ 2,327.1
Discretionary Waiver Category Total***	3,943	\$ 78,967.2
Total Count of Waivers****	4,074	\$ 81,294.3

* Illinois Veterans Grants, Illinois National Guard Grants, and POW/MIA Scholarships. Includes only the waived portion of these grants.

** Other waiver categories must be approved by the Board of Higher Education prior to reporting.

*** Each recipient is only counted once in each category even if they receive multiple waivers in the same category. The totals only count the recipient one time so these numbers may not total.

Recipients are only counted once in the number of recipients for total waivers. The sum of mandatory waiver and discretionary waiver recipients

**** may not equal the total waivers reported.

TABLE B-29
FISCAL YEAR 2024
TOTAL TUITION AND FEE WAIVERS

University of Illinois at Springfield

Note: Recipients are represented once for each waiver program

Rounding may cause some small variances in total values

(in thousands of dollars)	Number of Recipients (unduplicated)	Tuition Waived		Fees Waived	
		Number of Recipients (unduplicated)	Value of Waivers	Number of Recipients (unduplicated)	Value of Waivers
<u>MANDATORY WAIVERS CATEGORY</u>					
Teacher Special Education	-	-	-	-	-
General Assembly	-	-	-	-	-
ROTC	-	-	-	-	-
DCFS	9	9	58.0	-	-
Children of Employees	30	30	115.6	-	-
Senior Citizens	1	1	0.7	-	-
Honorary Scholarships	59	59	434.4	-	-
Veterans Grants & Scholarships*	218	218	1,143.6	209	210.2
Other (Teacher of the Year)**	1	1	13.6	-	-
SUBTOTAL	317	317	1,766.0	208	210.2
<u>DISCRETIONARY WAIVERS CATEGORY</u>					
Faculty/Administrators	42	42	171.3	42	38.3
Civil Service	111	111	428.9	110	69.1
Academic/Other Talent	16	16	114.1	-	-
Athletic	-	-	-	-	-
Gender Equity in Intercollegiate Athletics	18	18	94.1	-	-
Foreign Exchange Students	11	11	111.0	11	17.7
Out-of-State Students	-	-	-	-	-
Foreign Students	-	-	-	-	-
Student Need-Financial Aid	61	61	104.2	-	-
Student Need-Special Programs	43	43	54.7	43	25.0
Cooperating Professionals	4	4	9.5	4	0.3
Research Assistants	2	2	14.9	2	1.4
Teaching Assistants	8	8	75.2	8	7.5
Other Assistants	245	245	1,649.1	57	45.0
Student Employment	-	-	-	-	-
Interinstitutional/Related Agencies	34	34	104.2	-	-
Retired University Employees	3	3	6.2	3	1.3
Children of Deceased Employees	-	-	-	-	-
Contract/Training Grants	-	-	-	-	-
All Other (Dual Credit Waiver)**	-	-	-	-	-
SUBTOTAL	596	596	2,937.6	279	205.5

Unduplicated Summary Tuition and/or Fees	Number of Recipients	Total Value of Waivers
Mandatory Waiver Category Total***	317	\$ 1,976.2
Discretionary Waiver Category Total***	596	\$ 3,143.1
Total Count of Waivers****	911	\$ 5,119.3

* Illinois Veterans Grants, Illinois National Guard Grants, and POW/MIA Scholarships. Includes only the waived portion of these grants.

** Other waiver categories must be approved by the Board of Higher Education prior to reporting.

*** Each recipient is only counted once in each category even if they receive multiple waivers in the same category. The totals only count the recipient one time so these numbers may not total.

Recipients are only counted once in the number of recipients for total waivers. The sum of mandatory waiver and discretionary waiver recipients

**** may not equal the total waivers reported.

TABLE B-30
FISCAL YEAR 2024
UNDERGRADUATE TUITION AND FEE WAIVERS

University of Illinois at Springfield

Note: Recipients are represented once for each waiver program

Rounding may cause some small variances in total values

(in thousands of dollars)	Number of Recipients (unduplicated)	Tuition Waived		Fees Waived	
		Number of Recipients (unduplicated)	Value of Waivers	Number of Recipients (unduplicated)	Value of Waivers
<u>MANDATORY WAIVERS CATEGORY</u>					
Teacher Special Education	-				
General Assembly					
ROTC					
DCFS	8	8	47.3		
Children of Employees	30	30	115.6		
Senior Citizens	1	1	0.7		
Honorary Scholarships	50	50	380.1		
Veterans Grants & Scholarships*	118	118	711.4	115	133.0
Other**					
SUBTOTAL	207	207	1,255.0	115	133.0
<u>DISCRETIONARY WAIVERS CATEGORY</u>					
Faculty/Administrators					
Civil Service	52	52	218.3	51	35.5
Academic/Other Talent	16	16	114.1		
Athletic					
Gender Equity in Intercollegiate Athletics	18	18	94.1		
Foreign Exchange Students	11	11	111.0	11	17.7
Out-of-State Students					
Foreign Students					
Student Need-Financial Aid	61	61	104.2		
Student Need-Special Programs	43	43	54.7	43	25.0
Cooperating Professionals					
Research Assistants					
Teaching Assistants					
Other Assistants					
Student Employment					
Interinstitutional/Related Agencies	14	14	49.5		
Retired University Employees					
Children of Deceased Employees					
Contract/Training Grants					
All Other (Dual Credit Waiver)**					
SUBTOTAL	214	214	746.0	105	78.2

Unduplicated Summary Tuition and/or Fees	Number of Recipients	Total Value of Waivers
Mandatory Waiver Category Total***	207	\$ 1,388.0
Discretionary Waiver Category Total***	214	\$ 824.2
Total Count of Waivers****	419	\$ 2,212.2

* Illinois Veterans Grants, Illinois National Guard Grants, and POW/MIA Scholarships. Includes only the waived portion of these grants.

** Other waiver categories must be approved by the Board of Higher Education prior to reporting.

*** Each recipient is only counted once in each category even if they receive multiple waivers in the same category. The totals only count the recipient one time so these numbers may not total.

Recipients are only counted once in the number of recipients for total waivers. The sum of mandatory waiver and discretionary waiver recipients

**** may not equal the total waivers reported.

TABLE B-31
FISCAL YEAR 2024
GRADUATE TUITION AND FEE WAIVERS

University of Illinois at Springfield

Note: Recipients are represented once for each waiver program

Rounding may cause some small variances in total values

(in thousands of dollars)	Number of Recipients (unduplicated)	Tuition Waived		Fees Waived	
		Number of Recipients (unduplicated)	Value of Waivers	Number of Recipients (unduplicated)	Value of Waivers
<u>MANDATORY WAIVERS CATEGORY</u>					
Teacher Special Education					
General Assembly					
ROTC					
DCFS	1	1	10.8		
Children of Employees					
Senior Citizens					
Honorary Scholarships	9	9	54.3		
Veterans Grants & Scholarships*	100	100	432.3	94	77.2
Other (Teacher of the Year)**	1	1	13.6		
SUBTOTAL	110	110	511.0	93	77.2
<u>DISCRETIONARY WAIVERS CATEGORY</u>					
Faculty/Administrators	42	42	171.3	42	38.3
Civil Service	59	59	210.7	59	33.6
Academic/Other Talent					
Athletic					
Gender Equity in Intercollegiate Athletics					
Foreign Exchange Students					
Out-of-State Students					
Foreign Students					
Student Need-Financial Aid					
Student Need-Special Programs					
Cooperating Professionals	4	4	9.5	4	0.3
Research Assistants	2	2	14.9	2	1.4
Teaching Assistants	8	8	75.2	8	7.5
Other Assistants	245	245	1,649.1	57	45.0
Student Employment					
Interinstitutional/Related Agencies	20	20	54.8		
Retired University Employees	3	3	6.2	3	1.3
Children of Deceased Employees					
Contract/Training Grants					
Other**			-	-	-
SUBTOTAL	382	382	2,191.6	174	127.3

Unduplicated Summary Tuition and/or Fees	Number of Recipients	Total Value of Waivers
Mandatory Waiver Category Total***	110	\$ 588.2
Discretionary Waiver Category Total***	382	\$ 2,318.9
Total Count of Waivers****	492	\$ 2,907.1

* Illinois Veterans Grants, Illinois National Guard Grants, and POW/MIA Scholarships. Includes only the waived portion of these grants.

** Other waiver categories must be approved by the Board of Higher Education prior to reporting.

*** Each recipient is only counted once in each category even if they receive multiple waivers in the same category. The totals only count the recipient one time so these numbers may not total.

Recipients are only counted once in the number of recipients for total waivers. The sum of mandatory waiver and discretionary waiver recipients

**** may not equal the total waivers reported.

TABLE B-32
FISCAL YEAR 2024
TOTAL TUITION AND FEE WAIVERS

University of Illinois at Urbana-Champaign

Note: Recipients are represented once for each waiver program

Rounding may cause some small variances in total values

(in thousands of dollars)	Number of Recipients (unduplicated)	Tuition Waived		Fees Waived	
		Number of Recipients (unduplicated)	Value of Waivers	Number of Recipients (unduplicated)	Value of Waivers
<u>MANDATORY WAIVERS CATEGORY</u>					
Teacher Special Education	67	67	857.5	67	324.2
General Assembly	-	-	-	-	-
ROTC	129	128	1,324.7	3	1.3
DCFS	34	34	273.6	32	160.7
Children of Employees	711	711	5,138.2	-	-
Senior Citizens	3	3	20.2	-	-
Honorary Scholarships	246	246	3,448.1	-	-
Veterans Grants & Scholarships*	404	402	3,825.8	99	320.0
Other (DCFS & Teacher of the Year) **	16	16	96.8	1	1.0
SUBTOTAL	1,599	1,596	14,984.9	202	807.2
<u>DISCRETIONARY WAIVERS CATEGORY</u>					
Faculty/Administrators	335	335	2,928.1	-	-
Civil Service	213	213	1,205.5	-	-
Academic/Other Talent	1,577	1,446	6,495.9	632	504.1
Athletic	-	-	-	-	-
Gender Equity in Intercollegiate Athletics	-	-	-	-	-
Foreign Exchange Students	435	435	8,972.3	425	662.4
Out-of-State Students	-	-	-	-	-
Foreign Students	15	15	91.1	-	-
Student Need-Financial Aid	1,169	1,169	6,601.7	-	-
Student Need-Special Programs	-	-	-	-	-
Cooperating Professionals	144	144	973.2	-	-
Research Assistants	3,702	3,700	101,097.5	3,553	6,444.8
Teaching Assistants	2,845	2,843	61,237.0	2,836	4,617.7
Other Assistants	2,002	1,907	21,900.0	2,015	2,081.1
Student Employment	-	-	-	-	-
Interinstitutional/Related Agencies	69	69	662.1	-	-
Retired University Employees	6	6	25.7	5	2.2
Children of Deceased Employees	-	-	-	-	-
Contract/Training Grants	57	57	1,415.3	57	33.5
All Other (Fellowships/Trainee & COVID-19 Health Waivers)	1,349	1,297	32,593.3	1,344	2,118.3
SUBTOTAL	11,112	11,099	246,198.6	8,216	16,464.0

Unduplicated Summary Tuition and/or Fees	Number of Recipients	Total Value of Waivers
Mandatory Waiver Category Total***	1,599	\$ 15,792.1
Discretionary Waiver Category Total***	11,112	\$ 262,662.7
Total Count of Waivers****	12,656	\$ 278,454.8

* Illinois Veterans Grants, Illinois National Guard Grants, and POW/MIA Scholarships. Includes only the waived portion of these grants.

** Other waiver categories must be approved by the Board of Higher Education prior to reporting.

*** Each recipient is only counted once in each category even if they receive multiple waivers in the same category. The totals only count the recipient one time so these numbers may not total.

Recipients are only counted once in the number of recipients for total waivers. The sum of mandatory waiver and discretionary waiver recipients may not equal the total waivers reported.

**TABLE B-33
FISCAL YEAR 2024**

UNDERGRADUATE TUITION AND FEE WAIVERS

University of Illinois at Urbana-Champaign

Note: Recipients are represented once for each waiver program

Rounding may cause some small variances in total values

(in thousands of dollars)	Number of Recipients (unduplicated)	Tuition Waived		Fees Waived	
		Number of Recipients (unduplicated)	Value of Waivers	Number of Recipients (unduplicated)	Value of Waivers
<u>MANDATORY WAIVERS CATEGORY</u>					
Teacher Special Education	61	61	750.9	61	281.2
General Assembly	-	-	-	-	-
ROTC	128	127	1,310.0	3	1.3
DCFS	32	32	264.1	31	158.9
Children of Employees	711	711	5,138.2	-	-
Senior Citizens	-	-	-	-	-
Honorary Scholarships	228	228	3,208.0	-	-
Veterans Grants & Scholarships*	203	201	2,241.9	77	255.8
Other (DCFS) **	13	13	82.4		
SUBTOTAL	1,365	1,362	12,995.5	172	697.2
<u>DISCRETIONARY WAIVERS CATEGORY</u>					
Faculty/Administrators					
Civil Service	34	34	112.6		
Academic/Other Talent	1,296	1,294	4,965.7	389	307.2
Athletic					
Gender Equity in Intercollegiate Athletics					
Foreign Exchange Students	399	399	8,266.3	399	624.4
Out-of-State Students					
Foreign Students	15	15	91.1		
Student Need-Financial Aid	1,169	1,169	6,601.7		
Student Need-Special Programs					
Cooperating Professionals	1	1	2.5		
Research Assistants					
Teaching Assistants					
Other Assistants					
Student Employment					
Interinstitutional/Related Agencies	3	3	20.1		
Retired University Employees	1	1	3.8	1	0.6
Children of Deceased Employees					
Contract/Training Grants					
All Other (Please Specify)**					
SUBTOTAL	2,909	2,907	20,063.9	789	932.2

Unduplicated Summary Tuition and/or Fees	Number of Recipients	Total Value of Waivers
Mandatory Waiver Category Total***	1,365	\$ 13,692.7
Discretionary Waiver Category Total***	2,909	\$ 20,996.1
Total Count of Waivers****	4,222	\$ 34,688.8

* Illinois Veterans Grants, Illinois National Guard Grants, and POW/MIA Scholarships. Includes only the waived portion of these grants.

** Other waiver categories must be approved by the Board of Higher Education prior to reporting.

*** Each recipient is only counted once in each category even if they receive multiple waivers in the same category. The totals only count the recipient one time so these numbers may not total.

Recipients are only counted once in the number of recipients for total waivers. The sum of mandatory waiver and discretionary waiver recipients

**** may not equal the total waivers reported.

TABLE B-34
FISCAL YEAR 2024
GRADUATE TUITION AND FEE WAIVERS
University of Illinois at Urbana-Champaign

Note: Recipients are represented once for each waiver program
Rounding may cause some small variances in total values

(in thousands of dollars)	Number of Recipients (unduplicated)	Tuition Waived		Fees Waived	
		Number of Recipients (unduplicated)	Value of Waivers	Number of Recipients (unduplicated)	Value of Waivers
<u>MANDATORY WAIVERS CATEGORY</u>					
Teacher Special Education	6	6	106.6	6	43.0
General Assembly					
ROTC	1	1	14.7		
DCFS	2	2	9.4	1	1.9
Children of Employees					
Senior Citizens	3	3	20.2		
Honorary Scholarships	18	18	240.0		
Veterans Grants & Scholarships*	201	201	1,584.0	22	64.2
Other (DCFS & Teacher of the Year) **	3	3	14.4	1	1.0
SUBTOTAL	234	234	1,989.3	30	110.0
<u>DISCRETIONARY WAIVERS CATEGORY</u>					
Faculty/Administrators	335	335	2,928.1		
Civil Service	179	179	1,092.8		
Academic/Other Talent	281	152	1,530.2	243	196.9
Athletic					
Gender Equity in Intercollegiate Athletics					
Foreign Exchange Students	36	36	706.0	26	38.0
Out-of-State Students					
Foreign Students					
Student Need-Financial Aid					
Student Need-Special Programs					
Cooperating Professionals	143	143	970.7		
Research Assistants	3,702	3,700	101,097.5	3,553	6,444.8
Teaching Assistants	2,845	2,843	61,237.0	2,836	4,617.7
Other Assistants	2,002	1,907	21,900.0	2,015	2,081.1
Student Employment					
Interinstitutional/Related Agencies	66	66	642.0		
Retired University Employees	5	5	21.9	4	1.6
Children of Deceased Employees					
Contract/Training Grants	57	57	1,415.3	57	33.5
All Other (Fellowships/Trainee)**	1,349	1,297	32,593.3	1,344	2,118.3
SUBTOTAL	8,203	8,192	226,134.8	7,427	15,531.8

Unduplicated Summary Tuition and/or Fees	Number of Recipients	Total Value of Waivers
Mandatory Waiver Category Total***	234	\$ 2,099.4
Discretionary Waiver Category Total***	8,203	\$ 241,666.6
Total Count of Waivers****	8,434	\$ 243,765.9

* Illinois Veterans Grants, Illinois National Guard Grants, and POW/MIA Scholarships. Includes only the waived portion of these grants.

** Other waiver categories must be approved by the Board of Higher Education prior to reporting.

*** Each recipient is only counted once in each category even if they receive multiple waivers in the same category. The totals only count the recipient one time so these numbers may not total.

Recipients are only counted once in the number of recipients for total waivers. The sum of mandatory waiver and discretionary waiver recipients may not equal the total waivers reported.

TABLE B-35
FISCAL YEAR 2024
TOTAL TUITION AND FEE WAIVERS

WESTERN ILLINOIS UNIVERSITY

Note: Recipients are represented once for each waiver program

Rounding may cause some small variances in total values

(in thousands of dollars)	Number of Recipients (unduplicated)	Tuition Waived		Fees Waived	
		Number of Recipients (unduplicated)	Value of Waivers	Number of Recipients (unduplicated)	Value of Waivers
<u>MANDATORY WAIVERS CATEGORY</u>					
Teacher Special Education	42	42	272.4	43	77.4
General Assembly	-	-	-	-	-
ROTC	37	37	320.3	37	24.8
DCFS	19	18	105.0	19	44.0
Children of Employees	99	99	402.1	-	-
Senior Citizens	-	-	-	-	-
Honorary Scholarships	-	-	-	-	-
Veterans Grants & Scholarships*	256	269	1,634.7	-	-
Other**	-	-	-	-	-
SUBTOTAL	453	452	2,734.5	97	146.2
<u>DISCRETIONARY WAIVERS CATEGORY</u>					
Faculty/Administrators	30	30	79.3	35	19.4
Civil Service	85	84	238.4	98	64.6
Academic/Other Talent	168	174	431.2	2	1.4
Athletic	143	143	968.6	-	-
Gender Equity in Intercollegiate Athletics	112	112	776.9	-	-
Foreign Exchange Students	1	1	6.7	-	-
Out-of-State Students	-	-	-	-	-
Foreign Students	-	-	-	-	-
Student Need-Financial Aid	-	-	-	-	-
Student Need-Special Programs	-	-	-	-	-
Cooperating Professionals	60	60	89.7	60	20.5
Research Assistants	15	15	111.7	-	-
Teaching Assistants	195	225	1,354.2	-	-
Other Assistants	211	226	1,512.4	-	-
Student Employment	1	1	9.9	-	-
Interinstitutional/Related Agencies	-	-	-	-	-
Retired University Employees	22	22	29.3	29	9.4
Children of Deceased Employees	2	2	14.7	2	4.3
Contract/Training Grants	-	-	-	-	-
All Other (Children of Retired Employees)**	5	6	25.8	-	-
SUBTOTAL	1,048	1,045	5,648.8	198	119.6

Unduplicated Summary Tuition and/or Fees	Number of Recipients	Total Value of Waivers
Mandatory Waiver Category Total***	453	\$ 2,880.7
Discretionary Waiver Category Total***	1,048	\$ 5,768.4
Total Count of Waivers****	1,491	\$ 8,649.1

* Illinois Veterans Grants, Illinois National Guard Grants, and POW/MIA Scholarships. Includes only the waived portion of these grants.

** Other waiver categories must be approved by the Board of Higher Education prior to reporting.

*** Each recipient is only counted once in each category even if they receive multiple waivers in the same category. The totals only count the recipient one time so these numbers may not total.

Recipients are only counted once in the number of recipients for total waivers. The sum of mandatory waiver and discretionary waiver recipients

**** may not equal the total waivers reported.

TABLE B-36
FISCAL YEAR 2024
UNDERGRADUATE TUITION AND FEE WAIVERS
WESTERN ILLINOIS UNIVERSITY

Note: Recipients are represented once for each waiver program
Rounding may cause some small variances in total values

(in thousands of dollars)	Number of Recipients (unduplicated)	Tuition Waived		Fees Waived	
		Number of Recipients (unduplicated)	Value of Waivers	Number of Recipients (unduplicated)	Value of Waivers
<u>MANDATORY WAIVERS CATEGORY</u>					
Teacher Special Education	18	18	165.0	18	49.5
General Assembly					
ROTC	37	37	320.3	37	24.8
DCFS	18	17	95.6	18	41.7
Children of Employees	99	99	402.1		
Senior Citizens					
Honorary Scholarships					
Veterans Grants & Scholarships*	203	214	1,359.3		
Other**					
SUBTOTAL	375	374	2,342.3	72	116.0
<u>DISCRETIONARY WAIVERS CATEGORY</u>					
Faculty/Administrators	2	2	10.9	5	2.2
Civil Service	42	41	119.0	52	34.9
Academic/Other Talent	162	169	409.9	1	0.2
Athletic	132	132	907.9		
Gender Equity in Intercollegiate Athletics	108	108	747.8		
Foreign Exchange Students					
Out-of-State Students					
Foreign Students					
Student Need-Financial Aid					
Student Need-Special Programs					
Cooperating Professionals					
Research Assistants	1	1	9.8		
Teaching Assistants					
Other Assistants	1	1	9.8		
Student Employment	1	1	9.9		
Interinstitutional/Related Agencies					
Retired University Employees	5	5	4.0	7	1.9
Children of Deceased Employees	2	2	14.7	2	4.3
Contract/Training Grants					
All Other (Children of Retired Employees)**	5	6	25.8		
SUBTOTAL	460	457	2,269.5	51	43.5

Unduplicated Summary Tuition and/or Fees	Number of Recipients	Total Value of Waivers
Mandatory Waiver Category Total***	375	\$ 2,458.3
Discretionary Waiver Category Total***	460	\$ 2,313.0
Total Count of Waivers****	831	\$ 4,771.3

* Illinois Veterans Grants, Illinois National Guard Grants, and POW/MIA Scholarships. Includes only the waived portion of these grants.

** Other waiver categories must be approved by the Board of Higher Education prior to reporting.

*** Each recipient is only counted once in each category even if they receive multiple waivers in the same category. The totals only count the recipient one time so these numbers may not total.

Recipients are only counted once in the number of recipients for total waivers. The sum of mandatory waiver and discretionary waiver recipients may not equal the total waivers reported.

TABLE B-37
FISCAL YEAR 2024
GRADUATE TUITION AND FEE WAIVERS

WESTERN ILLINOIS UNIVERSITY

Note: Recipients are represented once for each waiver program

Rounding may cause some small variances in total values

(in thousands of dollars)	Number of Recipients (unduplicated)	Tuition Waived		Fees Waived	
		Number of Recipients (unduplicated)	Value of Waivers	Number of Recipients (unduplicated)	Value of Waivers
<u>MANDATORY WAIVERS CATEGORY</u>					
Teacher Special Education	24	24	107.4	25	27.9
General Assembly					
ROTC					
DCFS	1	1	9.4	1	2.3
Children of Employees					
Senior Citizens					
Honorary Scholarships					
Veterans Grants & Scholarships*	53	55	275.4		
Other**					
SUBTOTAL	78	78	392.2	25	30.2
<u>DISCRETIONARY WAIVERS CATEGORY</u>					
Faculty/Administrators	28	28	68.4	30	17.2
Civil Service	43	43	119.4	46	29.7
Academic/Other Talent	6	5	21.3	1	1.2
Athletic	11	11	60.7		
Gender Equity in Intercollegiate Athletics	4	4	29.1		
Foreign Exchange Students	1	1	6.7		
Out-of-State Students					
Foreign Students					
Student Need-Financial Aid					
Student Need-Special Programs					
Cooperating Professionals	60	60	89.7	60	20.5
Research Assistants	14	14	101.9		
Teaching Assistants	195	225	1,354.2		
Other Assistants	210	225	1,502.6		
Student Employment					
Interinstitutional/Related Agencies					
Retired University Employees	17	17	25.3	22	7.5
Children of Deceased Employees					
Contract/Training Grants					
Other**					
SUBTOTAL	588	588	3,379.3	147	76.1

Unduplicated Summary Tuition and/or Fees	Number of Recipients	Total Value of Waivers
Mandatory Waiver Category Total***	78	\$ 422.4
Discretionary Waiver Category Total***	588	\$ 3,455.4
Total Count of Waivers****	660	\$ 3,877.8

* Illinois Veterans Grants, Illinois National Guard Grants, and POW/MIA Scholarships. Includes only the waived portion of these grants.

** Other waiver categories must be approved by the Board of Higher Education prior to reporting.

*** Each recipient is only counted once in each category even if they receive multiple waivers in the same category. The totals only count the recipient one time so these numbers may not total.

Recipients are only counted once in the number of recipients for total waivers. The sum of mandatory waiver and discretionary waiver recipients may not equal the total waivers reported.

Standard Tuition and Fee Waiver Chart of Accounts

1.0 Mandatory Waivers: Tuition and fee waivers authorized by legislation that requires universities to grant to eligible students.

1.1 Teachers Scholarships: Special Education Grants (110 ILCS 947/65.15): Provides tuition and necessary fee awards to encourage current teachers and academically talented students to pursue careers in any area of special education as a public or private elementary or secondary school teacher in Illinois. Recipients are exempt from paying tuition and fees at an eligible institution for up to four years.

Purpose: To provide financial incentives to pursue special education teacher training.

Goals: To increase the number of certified special education teachers.

Eligibility and Criteria: Participants must be a United States citizen or an eligible non-citizen; an Illinois resident; agree to take courses to prepare for the teaching of handicapped children or children with learning disabilities; be an Illinois high school graduate and rank in the upper half of the graduating class, or hold a valid teaching certificate that is not in the discipline of special education; and not have received a waiver under this program in the past. Participants are required to contract with the Illinois State Scholarship Commission and teach special education for two years within the 5-year period following graduation.

1.2 General Assembly Scholarships (105 ILCS 5/30-9): Each member of the General Assembly may grant, annually, two four-year scholarships, one for the University of Illinois, and the other for any state-supported university, to persons from his/her district. The scholarships exempt the holder from paying tuition or fees, with the exception of fees for book rental, service, laboratory, supply, union building, hospital and medical insurance, and any fees pledged for the payment of interest and principal on bonds for the operation and maintenance of buildings.

Purpose: To extend opportunities for attending the University of Illinois or other state-supported universities.

Goals: To promote scholarship, and provide incentives for students living in a legislator's district.

Eligibility and Criteria: Students must live in the nominating legislator's district and are required to sign a waiver of confidentiality concerning scholarship information.

This program has been phased out and only remaining waivers for this program are those that were previously issued.

1.3 Reserve Officers' Training Corps (ROTC) Scholarships (105 ILCS 5/30-16): Scholarships are offered to residents of Illinois whose scholastic standing enables them to enroll in ROTC programs. The scholarships exempt the holder from paying tuition or fees, with the exception of fees for book rental, service, laboratory, supply, union building, hospital and medical insurance, and any fees pledged for the payment of interest and principal on bonds for the operation and maintenance of buildings.

Purpose: The General Assembly declared that it is essential for the national defense and for the defense of the state of Illinois that among those residents of this State receiving higher education, provisions should be made for Reserve Officer's Training Corps training. In order to provide officers for the several Armed Forces of the United States of America, scholarships should be furnished to eligible residents, in order to encourage their participation in the Reserve Officer's Training Corps programs.

Goals: To increase the participation of students in the Reserve Officer's Training Corps programs.

Eligibility and Criteria: Residents of the State of Illinois whose scholastic standing will enable them to enroll in the Reserve Officer's Training Corp programs available at universities supported by the state of Illinois. Applicants are required to take an examination each year according to rules prescribed by the presidents, or designees, of participating institutions. Scholarships are awarded on a merit basis to those eligible recipients receiving the highest grades with evidence of leadership ability. Applicants also must submit to the institution Selective Service registration compliance documentation. Waivers shall be awarded at each

university on the basis of the equivalent of 10 scholarships per class, per branch of service, each academic year to eligible recipients.

1.4 Department of Children and Family Services (DCFS) Scholarships and Fee Waiver (20 ILCS 505/8): DCFS annually selects 48 children, at least four of whom are children of veterans, for scholarship and fee waivers for four consecutive years at any university or college maintained by the state of Illinois. Selection is based on scholastic record, aptitude, and general interest in higher education.

Purpose: To give financial assistance for college expenses to selected children under the care of the Department.

Goals: To provide educational incentives to children under the care of the Department with an interest and aptitude for higher education.

Eligibility and Criteria: The Department may select 48 students under their care, at least four of whom must be children of veterans, on the basis of scholastic record, aptitude, and interest in higher education, and who have completed four years of high school.

1.5 Partial Tuition Waivers for Children of University Employees (110 ILCS 305/7f, 660/5-90, 665/10-91, 670/15-90, 675/20-91, 680/25-91, 685/30-90, and 690/35-90): Public university governing boards must offer fifty percent tuition waivers for undergraduate education to the children of employees who have been employed by the granting university and/or any public university in Illinois for an aggregate of at least seven years. Participants must be under the age of 25 and qualify for admission to the university.

Purpose: To grant partial tuition waivers to the children of employees to attend the university.

Goals: To provide financial incentives for the children of employees to attend the university and to provide an employee benefit for the faculty and staff of state supported universities.

Eligibility and Criteria: The parent or guardian of the waiver recipient must have been employed by any public university for at least seven years. Children receiving the waivers must be undergraduates under age 25 at the commencement of the academic year the waiver takes effect, must qualify for admission, and can only receive a maximum of four years of partial tuition waiver benefits.

1.6 Senior Citizen Courses Act (110 ILCS 990): Permits senior citizens, over the age of 65, to enroll in regularly scheduled credit courses at public institutions of higher education without payment of tuition. Does not include payment of fees. Limited to persons whose annual income is less than the threshold amount in the Senior Citizens and Disabled Persons Property Tax Relief and Pharmaceutical Assistance Act.

Purpose: To provide tuition free credit courses for senior citizens that attend public institutions of higher education in Illinois.

Goals: To provide opportunities for financially disadvantaged senior citizens to enroll in courses in higher education.

Eligibility and Criteria: Must be age 65 or older with an annual household income below the threshold amount of the Senior Citizens and Disabled Persons Property Tax Relief and Pharmaceutical Assistance Act.

1.7 Honorary Scholarships (110 ILCS 305/9): Each county is entitled, annually, to one four-year honorary scholarship at the University of Illinois for children of persons who served in the armed forces of the United States during the periods of hostility specified in statute. Preference is given to children of such persons deceased or disabled. Does not include payment of fees.

Purpose: To provide four-year scholarships to the children of veterans of the armed forces who served during a period of hostility.

Goals: To provide an educational benefit for the children of veterans.

Eligibility and Criteria: Each Illinois county is entitled to award one scholarship to the University of Illinois. Preference is given to the children of deceased or disabled veterans. Recipients must have attained proficiency in the courses usually taught in secondary schools, be of good moral character, be older than 15 years of age, and qualify for admission to the university.

2.0 Discretionary Waivers: Tuition and fee waivers determined by legislation or university policy that may be awarded at the discretion of the institution.

2.1 Faculty/Staff Waivers: Tuition and fee waivers awarded to university faculty, staff, or other employees or their dependents. Includes tuition and fee waivers given to other university employees or agencies as a condition of employment or through reciprocal agreements.

Purpose: To provide educational benefits to the employees of the university, their dependents and employees of other institutions or agencies with reciprocal agreements.

Goals: To reward employee service, and increase employee retention through free or reduced-cost educational benefits.

Eligibility and Criteria: Must be a member of the university faculty or administrative staff or an employee covered by the State Universities Civil Service System.

2.1.1 Faculty/Administrators: Waivers granted to faculty and administrative staff of the university. Does not include civil service employees under the State Universities Civil Service System.

2.1.2 Civil Service Staff: University Employees: Tuition waivers recommended by the University Civil Service Merit Board and adopted by public university governing boards for tuition charges for their own university employees covered under the State Universities Civil Service System. These waivers are excluded from the Board of Higher Education's tuition waiver limitation.

2.1.3 Civil Service Staff: Interinstitutional/Related Agencies: Tuition waivers granted at the discretion of the University or through reciprocal agreements for employees of other institutions or agencies whose positions are considered equivalent to positions of the university and who are under the State Universities Civil Service System. These waivers are excluded from the Board of Higher Education's tuition waiver limitation.

2.1.4 Retired University Employees: Waivers granted at the discretion of the University to retired university employees.

2.1.5 Children of Deceased Employees: Waivers granted at the discretion of the University to dependents of deceased university employees.

2.2 Student Talent/Merit Waivers: Tuition and fee waivers awarded to students based on student talent in a particular field, academic merit, or special status such as minority students, foreign exchange students, out-of-state students, or academically disadvantaged students.

Purpose: To provide financial assistance to students with academic talent or special status.

Goals: To attract academically talented students to the institution and to increase student diversity by encouraging students with special talents or standing to attend the institution.

Eligibility and Criteria: Based on academic record, other academic talent, or special status.

2.2.1 Academic/Other Talent: Waivers granted to students based on their enrollment and abilities in a particular academic program or activity or students belonging to underrepresented groups. This includes waivers granted to student government leaders, student members of debate teams, music or theater groups, or minority students.

2.2.2 Athletic Waivers: Waivers granted to students who are part of an institution's intercollegiate athletic program, including athletes, trainers, and assistants. This category would include full or partial waivers for the non-resident portion of tuition for out-of-state recipients, but does not include waivers issued to achieve gender equity in intercollegiate athletics pursuant to

2.2.3 Gender Equity in Intercollegiate Athletics (110 ILCS 205/9.24): Public university governing boards may grant tuition waivers, in an amount not to exceed one percent of all tuition income, for the purpose of attaining gender equity in intercollegiate athletics. Waivers may be granted only for those sports sanctioned by the National Collegiate Athletic Association or the National Association of Intercollegiate Athletics. These waivers are excluded from the Board of Higher Education's tuition waiver limitation.

2.2.4 Foreign Exchange Students: This category should only be used as part of an exchange program where students are enrolled in a foreign university and enroll in an Illinois university by paying tuition at the foreign university or paying the Illinois resident rate. In these cases, the difference between the foreign student tuition rate and the Illinois resident tuition rate should be included as a foreign exchange student waiver. In cases where a foreign student receives a waiver for the full tuition amount in exchange for providing a service to the university, such as a teaching or research assistant, the entire waiver should be reported as a student service waiver. Foreign exchange student waivers are excluded from the Board of Higher Education's tuition waiver limitation.

2.2.5 Out-of-State-Students: Waivers granted to students whose home of record is outside Illinois, but within the United States of America at the time of first admission to the university. This category includes both full tuition and fee waivers and waivers for the difference between residential tuition rates and non-residential rates. These waivers should be valued at the difference between the actual amount of tuition and fees paid by the student and the established out-of-state tuition and fee rate. Waivers to out-of-state students receiving full or partial waivers in other categories, for example athletic or talent waivers should not be reported here.

2.2.6 Foreign Students: Waivers granted to students whose official home of record for the purpose of determining tuition and fee charges is outside the United States of America. This category includes both full tuition and fee waivers and waivers for the difference between residential tuition rates and non-residential rates. These waivers should be valued at the difference between the actual amount of tuition and fees paid by the student and the established tuition and fee rate for foreign students. Waivers for foreign students receiving full or partial waivers in other categories, for example athletic or talent waivers should not be reported here.

2.2.7 Fellowships: Waivers granted to students who also are receiving a fellowship for which no service is required.

2.3 Student Need Waivers: Tuition and fee waivers granted to students demonstrating financial need.

Purpose: To provide financial assistance to students who demonstrate financial need or hardship.

Goals: To attract academically talented students to the institutions who otherwise would be prohibited from attending due to cost.

Eligibility and Criteria: Recipients must demonstrate financial need and/or be enrolled in special academic programs or other university activities.

2.3.2 Financial Aid Waivers: Tuition and Fee waivers awarded by the university through the financial aid office for students demonstrating financial need.

2.3.2 Special Program Waivers: Tuition and fee waivers awarded to economically disadvantaged students based on enrollment or participation in special academic programs or other university activities.

2.4 Student Service Waivers: Tuition and fee waivers granted to students to support the university mission, goals, and objectives through participation in outside contracts; graduate or undergraduate research, teaching, or other assignments; training or grant programs; external internship programs; clinical portions of degree programs conducted at other institutions; or other student experiences.

Purpose: To provide educational benefits and financial incentives to students.

Goals: To provide students with valuable educational experiences.

Eligibility and Criteria: Recipients must be enrolled in the university or under contract, and, for the educational experiences and benefits, agree to perform related services.

2.4.1 Cooperating Professionals: Waivers granted to outside professionals who cooperate with the university or supervise clinical experiences for university students. Includes local elementary and secondary school district personnel that work with student teachers, librarians, health care professionals, industrial relations field supervisors, and social welfare supervisors.

2.4.2 Research Assistants: Waivers granted to graduate or undergraduate students that have a research assignment with the university for an academic term, including waivers for summer sessions.

2.4.3 Teaching Assistants: Waivers granted to graduate or undergraduate students that have a teaching assignment with the university for an academic term, including waivers for summer sessions.

2.4.4 Other Assistants: Waivers granted to graduate or undergraduate students that have an assignment, other than research or teaching, with a university for an academic term, including waivers for summer sessions.

2.4.5 Contract/Training Grants: Tuition and fee waivers awarded to students as a condition for receiving funds for an outside grant program. Includes waivers for students participating in federally funded programs at the university or for tuition for required courses necessary for participation in outside internship programs. (No waiver should be recognized when student charges are paid from an outside funding source.)