

FISCAL YEAR 2025 ANNUAL REPORT ON PUBLIC UNIVERSITY TUITION AND FEE WAIVERS AND TUITION QUARTILES



Illinois Board of Higher Education
December 2025

ILLINOIS BOARD OF HIGHER EDUCATION

Members

Pranav Kothari, Chair, Chicago
Sharon Bush, Chicago
Andrea Evans, Chicago
Jennifer Garrison, Vandalia
Nora Lee Heist, Charleston
Veronica Herrero, Chicago
Subhash Sharma, Carbondale
Kenneth Shaw, Chicago
Garth Walker, Chicago
Jamel Wright, Morton
Carter Blount, Student Board Member
Magnus Noble, Nontraditional Student Board Member
Mara Botman, Ex Officio Representative, Illinois Community College Board
Eric Zarnikow, Ex Officio Representative, Illinois Student Assistance Commission

AGENCY

Illinois Board of Higher Education
1 N. Old State Capitol Plaza Suite 333
Springfield, Illinois 62701-1377
217.782.2551
TTY 888.261.2881
FAX 217.782.8548
www.ibhe.org

Printed by Authority of the State of Illinois 12/25 – 6c
Printed on Recycled Paper

FISCAL YEAR 2025 REPORT ON PUBLIC UNIVERSITY TUITION AND FEE WAIVERS AND TUITION QUARTILES

This report looks at affordability in two specific ways: the percentage of tuition and fees that students pay and students that receive waivers of tuition and fees. IBHE annually collects information from Illinois public universities on the amount and value of tuition waivers granted by student level, type of waiver (mandatory or discretionary), and specific waiver program.

Beginning in 2020, a new requirement was added that IBHE collect and include data on the percentage of out-of-pocket tuition and fees paid by students each year. Consistent with the Board's focus on equity, we have shown the impact on students by socio-economic status and race/ethnicity.

Tuition Paid by Quartiles

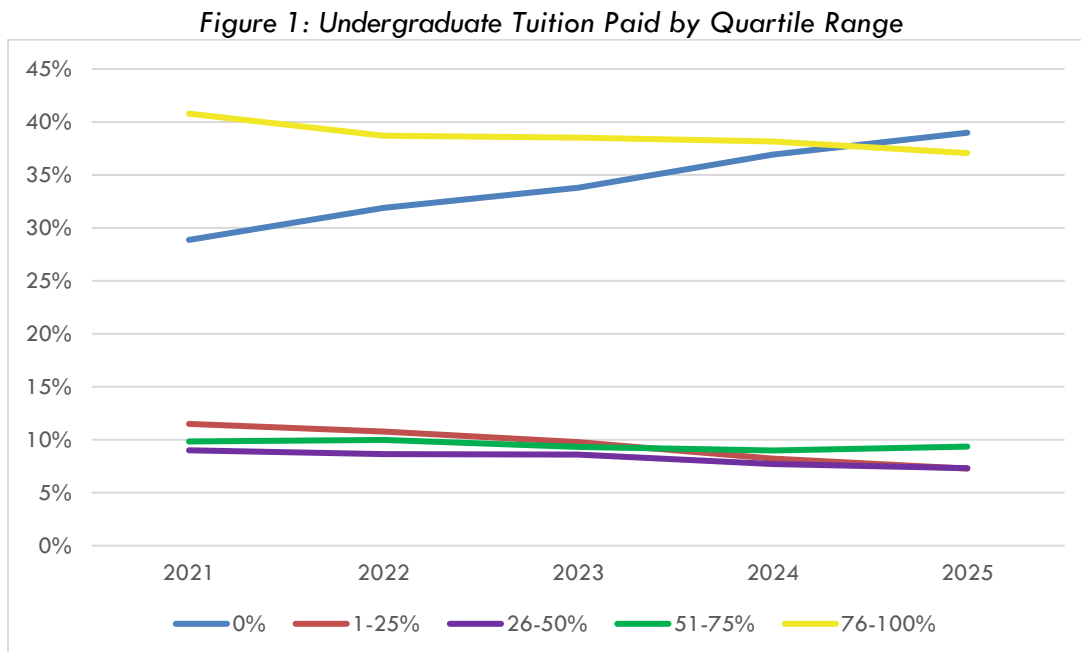
This section details the percentage of tuition and fees paid by undergraduate students based on the following five ranges:

Percentage of Tuition and Fees Paid
0%
1% - 25%
26% - 50%
51% - 75%
76% - 100%

The tuition and fees reflect the amount the student paid (including from loans and work study) after all scholarships, grants, and other financial assistance have been applied to the students' tuition charge.

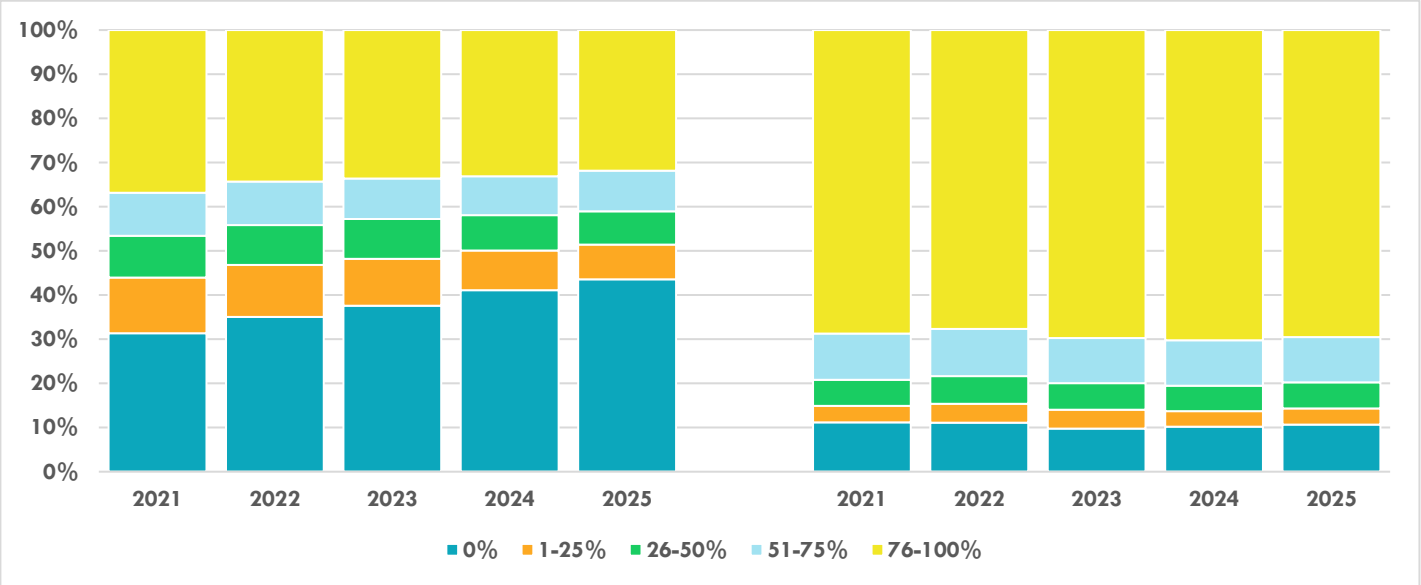
Findings

In Fiscal Year 2025, out of the 130,628 undergraduate students reported, the share of students paying 76% or more fell from 40.8% in 2021 to 31.7% in 2025. Additionally, the share of students paying zero increased from 26.7% in 2020 to 39%. Figure 1 shows a year-over-year comparison of the number of students in each quartile range from Fiscal Year 2021 through 2025. As you can see, the percentage of students paying 0% surpassed those paying at least 76% as it continues to climb each year.



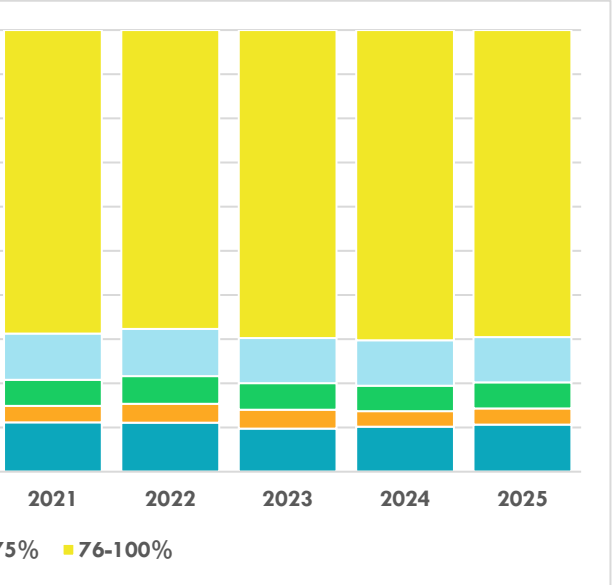
Residency. Over half of all in-state undergraduates paid less than 50% of their 2025 tuition and fees. In Fiscal Year 2025, 33.8% of in-state students paid at least 76% of their tuition and fees, while 43.6% paid zero. Significantly, the percentage of residents who paid no tuition and fees increased from 31.4% in 2021 to 43.6% in 2025. Out-of-state students were more likely to pay a higher share of tuition and fees, with 69.5% of out-of-state students paying at least 76% of tuition and fees and only 10.7% paying zero in Fiscal Year 2025. Figures 2 and 3 display the differences in the percentages of students in each category for residents versus non-residents.

Figure 2: Resident Undergraduate Students Paying Tuition and Fees



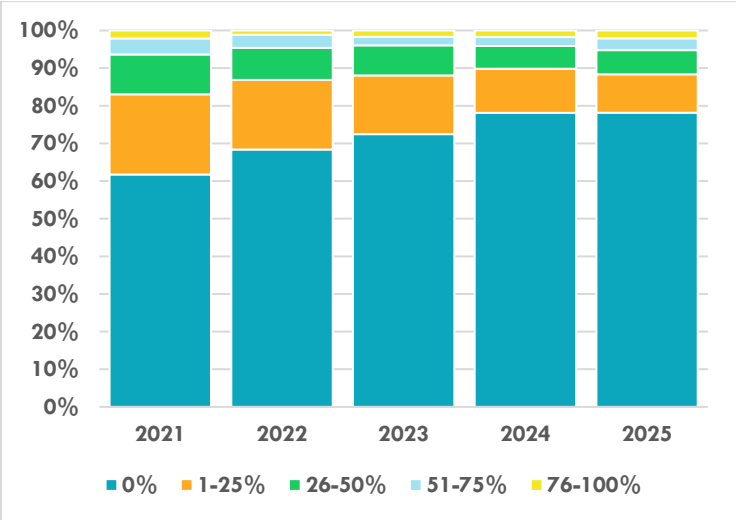
by Percentage Quartiles

Figure 3: Non-Resident Undergraduate Students Paying Tuition and Fees



Socio-Economic Status. Students eligible for the Pell grant come from low-income households and therefore receive much-needed government assistance to help cover the cost of tuition and fees. In Fiscal Year 2025, over 78% of Pell eligible students paid nothing out of pocket for their tuition and fees. This number has been on a steady increase over the past 5 years. In Fiscal Year 2021, only about 61.7% of these students had their tuition and fee costs entirely covered by financial aid, scholarships, and grants. In 2021, only 2.1% of Pell-eligible students paid over 75% of their tuition and fees. After declining in 2022-2024, the percentage increased again to 2.1% in 2025. Figure 4 illustrates these trends over time, and the data suggests that the cost to obtain a degree at an Illinois public university is becoming more and more affordable for low-income students with each passing year.

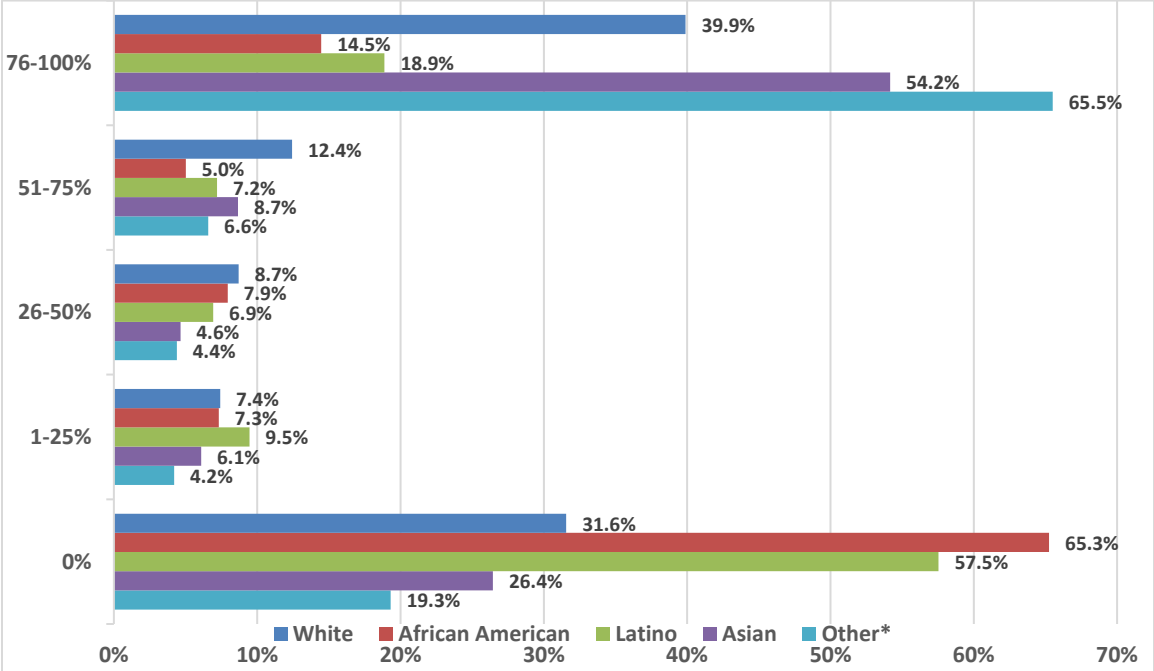
Figure 4: Pell Eligible Undergraduate Students Paying Tuition and Fees



by Percentage Quartiles

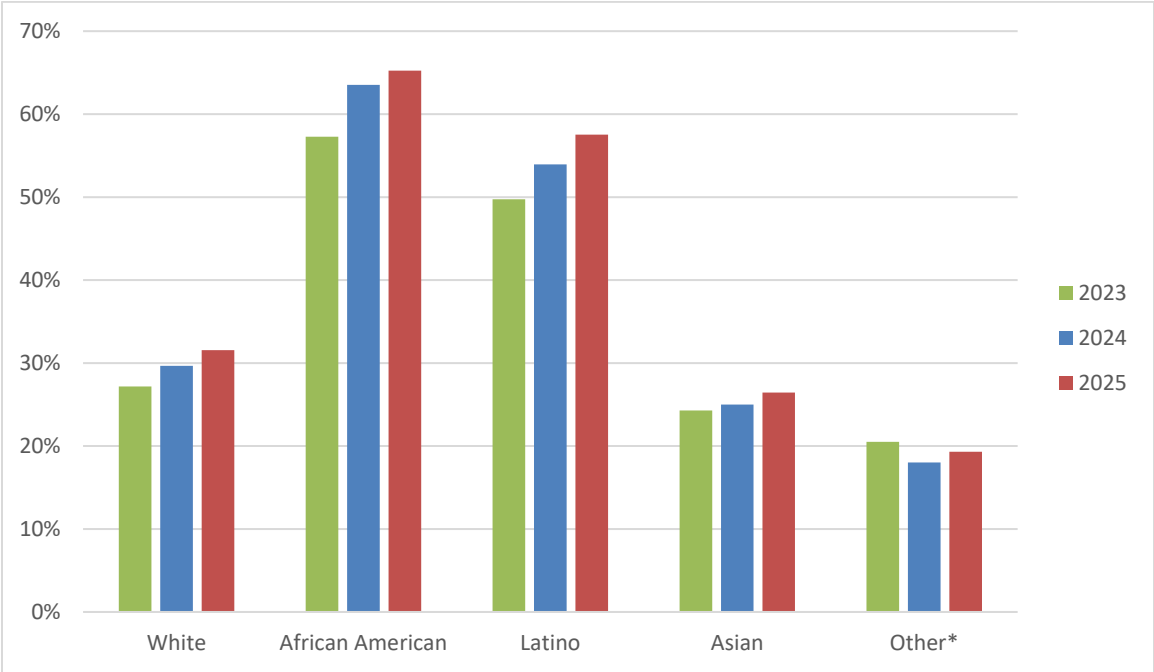
Race/Ethnicity. In Fiscal Year 2025, over half of all White and Asian undergraduate students paid at least 76% of their tuition and fees. In contrast, 65.3% of African American and 57.5% of Latino students paid no tuition and fees, as seen in Figure 5. Shown in Figures 6 and 7, the percentage of students paying zero has increased for all demographics except for Other* which decreased in 2024, but increased slightly in 2025. In addition, the percentage of students paying 76% or more of their tuition and fees has declined or remained the same over the past three years for all demographics except for Asian and Other* which increased over that span.

Figure 5: 2025 Undergraduate Students Paying Tuition and Fees by Percentage Quartiles by Race



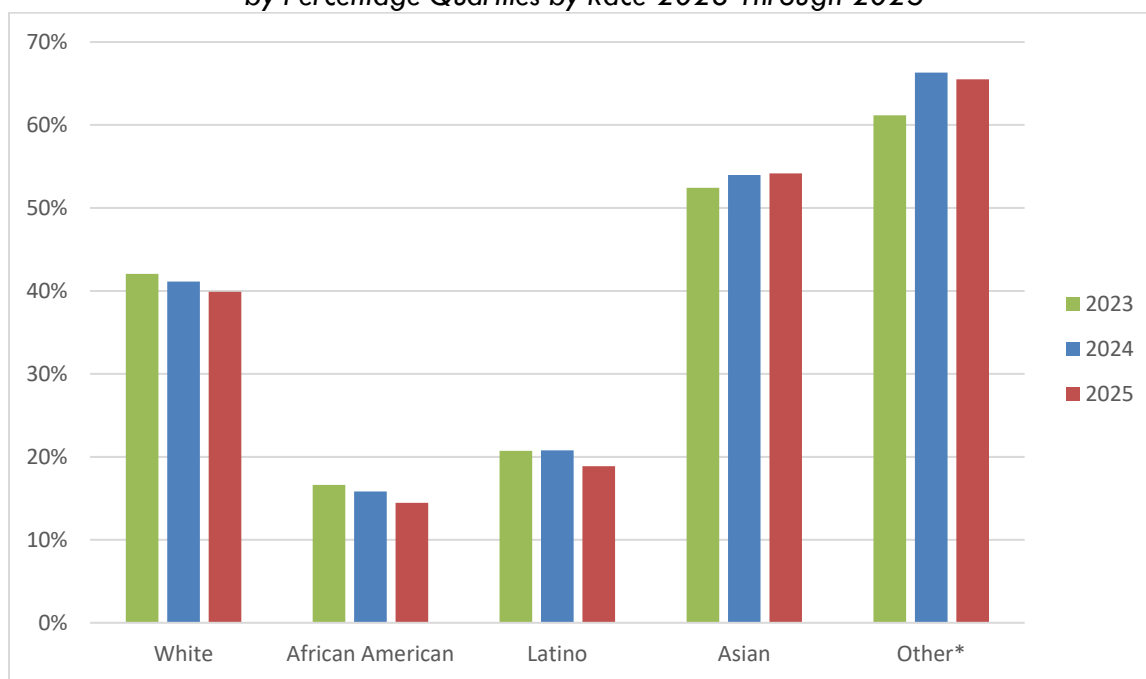
*Other includes Native Americans, two or more races, missing, unknown, and foreign nationals.

Figure 6: Undergraduate Students Paying Zero Percent of their Tuition and Fees by Percentage Quartiles by Race 2023 Through 2025



*Other includes Native Americans, two or more races, missing, unknown, and foreign nationals.

Figure 7: Undergraduate Students Paying Over 75 Percent of their Tuition and Fees by Percentage Quartiles by Race 2023 Through 2025



*Other includes Native Americans, two or more races, missing, unknown, and foreign nationals.

Tuition Waivers

Background on Waivers. Tuition and fee waivers are a type of institutional financial aid that exempts students from paying a portion or all tuition and fee charges. Tuition and fee waivers are typically awarded at the undergraduate level to students with special talents and/or financial needs. Graduate-level tuition and fee waivers are typically awarded to students serving as teaching or research assistants.

Waivers serve multiple purposes: they provide access to higher education programs, promote scholarships, provide a recruitment tool, provide employee benefits, and enhance the educational environment by promoting a diverse student body. Illinois public university waivers fall into one of two categories, mandatory or discretionary. Mandatory waivers are authorized and required by statute. Discretionary waivers are determined at the institutional level and used by universities to provide access to higher education for students who possess specific academic or athletic talents and for special status students, such as out-of-state and foreign students.

The Standard Tuition and Fee Waiver Chart of Accounts, attached as Appendix C to this report, provides a complete description of each waiver category.

Summary Findings. In Fiscal Year 2025, public universities issued a total of 41,833 waivers at a value of \$526.2 million, up slightly from Fiscal Year 2024 at a total value of about \$508 million. Graduate student waivers account for the majority of waivers granted at Illinois public universities, with most of these being graduate teaching/research assistants. Figure 8 provides the total number of recipients and dollar values of mandatory and discretionary waivers granted at both the undergraduate and graduate levels for Fiscal Year 2024 and Fiscal year 2025. Detailed data by institution for Fiscal Year 2025 are included in Appendix B.

Figure 8: Mandatory and Discretionary Tuition and Fee Waivers
by Level of Study Fiscal Years 2024-2025

	Fiscal Year 2024			Fiscal Year 2025		
	Recipients	\$ Value	% of Total	Recipients	\$ Value	% of Total
Undergraduate*	18,312	\$ 115,266	22.7%	19,855	\$ 120,559	22.9%
Mandatory	5,966	48,630	9.6%	6,172	48,475	9.2%
Discretionary	12,484	66,637	13.1%	13,884	72,084	13.7%
Graduate*	22,098	\$ 392,724	77.3%	21,978	\$ 405,652	77.1%
Mandatory	1,108	9,700	1.9%	1,151	9,121	1.7%
Discretionary	21,013	383,024	75.4%	20,878	396,531	75.4%
Total*	40,410	\$ 507,990	100.0%	41,833	\$ 526,210	100.0%
Mandatory	7,074	58,329	11.5%	7,323	57,595	10.9%
Discretionary	33,497	449,661	88.5%	34,762	468,615	89.1%

(Dollars in Thousands)

*The recipient totals represent an unduplicated number of waiver recipients to reflect the true headcount. Therefore, the sum of mandatory and discretionary waivers may not equal the total for each level of study if a recipient received both mandatory and discretionary waivers.

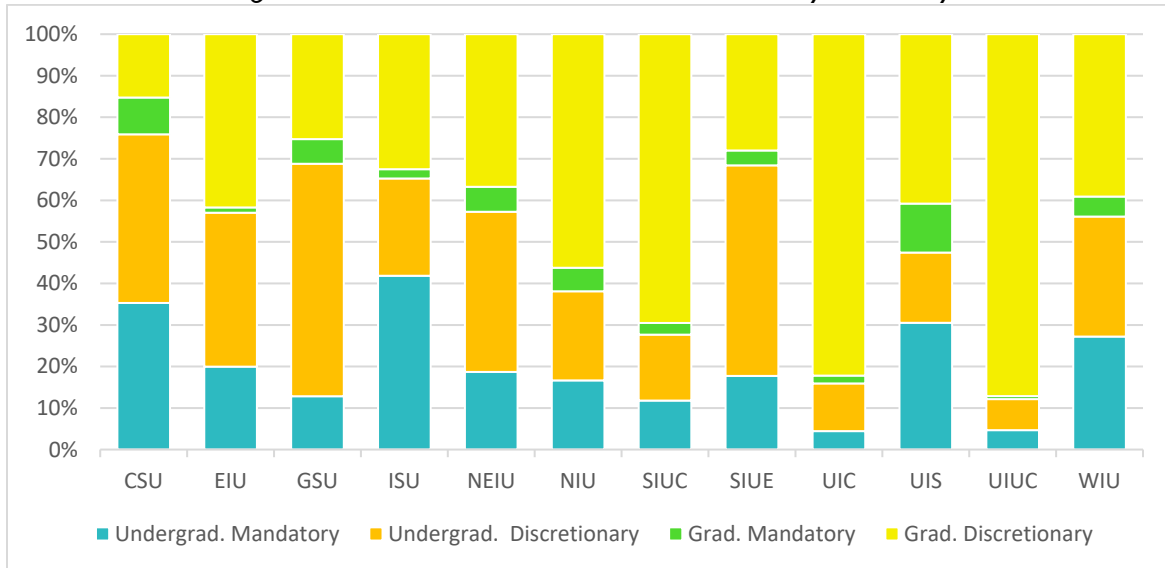
Undergraduate Waivers. The total value of undergraduate waivers increased by 4.6 percent, from \$115.3 million in Fiscal Year 2024 to \$120.6 million in 2025. Undergraduate waivers accounted for 22.9% of the total value of all public university tuition and fee waivers in Fiscal Year 2025. Of the \$120.6 million in total undergraduate waivers, approximately \$48.5 million were mandatory and \$72.1 million were discretionary. The largest mandatory waiver program, Veteran Grants and Scholarships, totaled \$15.6 million, or 32.3% of the value of undergraduate mandatory waivers in Fiscal Year 2025.

Graduate Waivers. Graduate students play an integral role in the educational missions of Illinois public universities, enriching the educational environment by serving as instructors and teaching assistants for undergraduate course sections and providing valuable research assistance. These waivers further enable Illinois public universities to remain competitive in attracting the best graduate students. Graduate waivers accounted for 77.1% of the value of all public university waivers in Fiscal Year 2025. Graduate assistant waivers, which consist primarily of waivers for graduate, teaching, and research assistantships, accounted for 65.9% of the value of all public university graduate tuition and fee waivers granted in Fiscal Year 2025.

Public universities awarded graduate waivers to 21,978 recipients totaling \$405.7 million in Fiscal Year 2025. Of the total, approximately 97.8 percent, or \$396.5 million, were for discretionary waivers, and of those, graduate assistant waivers totaled \$309 million. From Fiscal Year 2024 to Fiscal Year 2025, the value of graduate tuition and fee waivers increased, from \$383 million to \$396.5 million, which is an increase of about 3.5 percent.

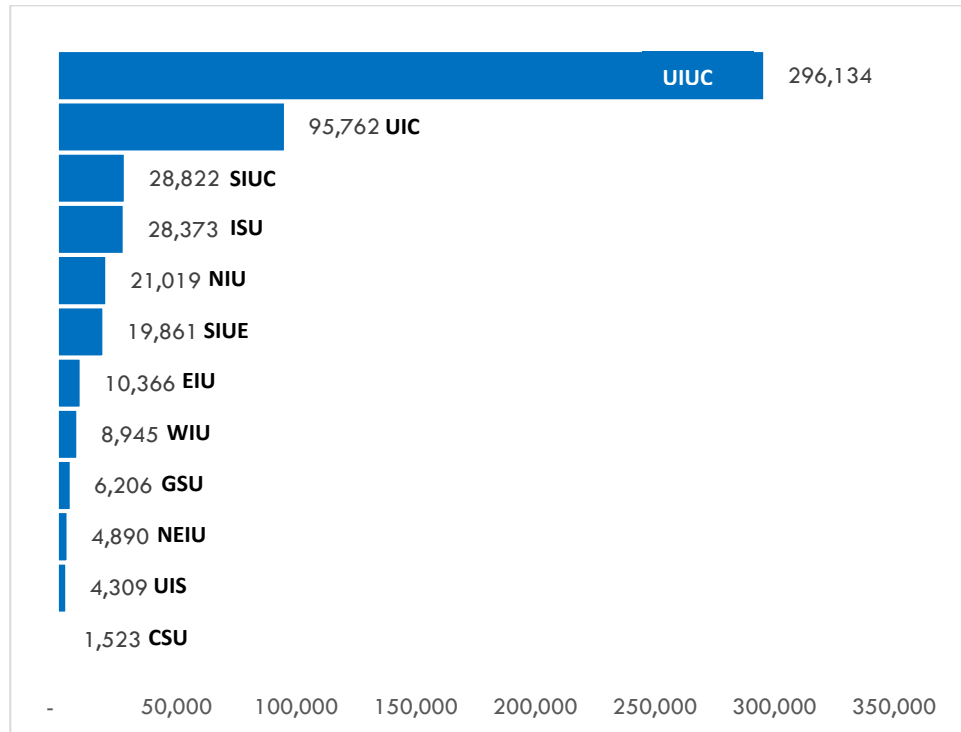
Waiver Distribution. Figure 9 displays the proportion of waiver dollars dedicated to each category. Graduate discretionary waivers accounted for more than 50% of the total at NIU and SIUC, and over 80% at UIC, and UIUC. The smallest category for every institution is graduate mandatory waivers, where it accounts for less than 12% at every university. Mandatory undergraduate waivers make up less than 35% of the total, with the exception of ISU which is at about 42% and is driven primarily by their Special Education Teacher Waiver programs, which alone account for 20% of ISU's total waivers.

Figure 9: Waiver Dollar Amount Distribution by University



Total waiver value from every university can be seen in Figure 10 below. Of the total \$526.2 million in waivers in Fiscal Year 2025, UIUC is responsible for over half with \$296.1 million. CSU is responsible for the least amount of waiver dollars with only about \$1.5 million.

Figure 10: 2025 Tuition Waiver Dollars by Public University



Military Personnel Waivers

The report includes the number of recipients and value for the Illinois Veteran Grant, Illinois National Guard Grant, and MIA/POW Scholarship Program tuition and fee waivers that have not been reimbursed to the institution by the State in recent years, but in FY25, the program received \$6 million in funding which has helped institutions offset a small portion of the financial impact. In the past, the State reimbursed the institutions for most of the cost of this mandatory waiver. In total, Illinois public universities waived approximately \$21.7 million in tuition and fees during Fiscal Year 2025 for eligible military veterans.

The following table illustrates the quantity of Veterans and National Guard scholarships at Illinois public colleges and universities. Waivers can be used for either undergraduate or graduate studies. Since 2021, military personnel waivers at community colleges have been fully covered by state appropriations. Public universities are now receiving a \$6 million annual appropriation, but it is not enough to adequately cover the costs of these grants, resulting in a reduction in the amount of tuition income available to institutions. Figure 11 illustrates the financial impact of veterans and national guard grants at each public university.

*Figure 11: Impact of Veterans & National Guard Scholarships
on Public Universities Fiscal Year 2025*

Public University IVG& ING Waivers (\$ in Thousands)	Veterans & National Guard Awards	Total Waived by Universities	Amount Reimbursed by ISAC	Unfunded Waiver Total
Chicago State University	34	\$140.3	\$42.1	\$98.3
Eastern Illinois University	146	\$786.8	\$225.8	\$561.0
Governors State University	129	\$831.0	\$196.3	\$634.7
Illinois State University	368	\$2,984.8	\$655.9	\$2,328.9
Northeastern Illinois University	64	\$335.4	\$97.3	\$238.1
Northern Illinois University	305	\$2,687.1	\$534.8	\$2,152.3
Southern Illinois University Carbondale	443	\$2,451.6	\$687.6	\$1,764.0
Southern Illinois University Edwardsville	458	\$2,432.9	\$688.4	\$1,744.5
University of Illinois Chicago	280	\$2,902.0	\$1,049.5	\$1,852.5
University of Illinois Springfield	246	\$1,150.3	\$372.9	\$777.4
University of Illinois Urbana Champaign	370	\$3,362.1	\$1,111.7	\$2,250.4
Western Illinois University	222	\$1,606.3	\$337.7	\$1,268.6
TOTAL	3,065	\$21,670.7	\$6,000.0	\$15,670.7

Table A-1

Fiscal Years 2024 and 2025
All Public Universities
Undergraduate and Graduate Tuition and Fee Waivers

Note: Recipients are represented once for each waiver program
Rounding may cause some small variances in total values

(in thousands of dollars)

	FY24		FY25		FY24 - FY25	
	Number of Recipients* (unduplicated)	Value of Waivers	Number of Recipients* (unduplicated)	Value of Waivers	\$ Change Value of Waivers	% Change Value of Waivers
<u>MANDATORY WAIVER CATEGORY</u>						
<u>Unduplicated Mandatory Waiver Count & Total Value ***</u>	<u>7,074</u>	<u>\$ 58,329.4</u>	<u>7,323</u>	<u>\$ 57,595.5</u>	<u>\$ (734.0)</u>	<u>(1.3) %</u>
<u>PROGRAM</u>						
Teacher/Special Education	747	9,531.2	662	8,879.7	(651.5)	(6.8)
General Assembly	-	-	-	-	-	-
ROTC	482	4,337.9	544	4,929.2	591.2	13.6
DCFS	328	2,846.3	499	4,634.1	1,787.9	62.8
Children of Employees	2,043	11,401.3	2,121	12,103.5	702.2	6.2
Senior Citizens	63	224.0	65	294.1	70.1	31.3
Honorary Scholarships	342	4,455.6	344	4,639.5	183.9	4.1
Veterans Grants & Scholarships *	3,082	25,421.9	3,065	21,670.7	(3,751.3)	(14.8)
Other **	17	111.4	40	445.0	333.5	299.4
<u>DISCRETIONARY WAIVER CATEGORY</u>						
<u>Unduplicated Discretionary Waiver Count & Total Value ***</u>	<u>33,497</u>	<u>\$ 449,660.8</u>	<u>34,762</u>	<u>\$ 468,615.0</u>	<u>\$ 18,954.2</u>	<u>4.2</u>
<u>PROGRAM</u>						
Faculty/Administrators (Non-Civil Service)	1,303	10,054.6	1,248	9,845.2	(209.3)	(2.1)
Civil Service	1,547	10,361.4	1,603	11,061.3	699.9	6.8
Academic/Other Talent	7,743	42,900.8	8,047	46,130.9	3,230.1	7.5
Athletic	1,617	13,068.7	1,722	14,120.8	1,052.0	8.1
Gender Equity in Intercollegiate Athletics	618	5,088.5	631	5,345.1	256.5	5.0
Foreign Exchange Students	569	10,938.2	542	11,238.0	299.8	2.7
Out-of-State Students	45	620.7	48	650.5	29.8	4.8
Foreign Students	1,432	544.9	1,369	487.8	(57.1)	(10.5)
Student Need - Total	<u>3,178</u>	<u>11,426.4</u>	<u>4,041</u>	<u>12,588.7</u>	<u>1,162.3</u>	<u>10.2</u>
Financial Aid	2,075	8,782.6	4,023	9,697.8	915.2	10.4
Special Programs	1,103	2,643.8	2,700	2,890.8	247.1	9.3
Cooperating Professionals	1,163	3,585.5	1,194	3,646.6	61.1	1.7
Assistants - Total	<u>17,624</u>	<u>300,098.8</u>	<u>17,770</u>	<u>309,000.7</u>	<u>8,901.9</u>	<u>3.0</u>
Research Assistants	6,315	142,938.0	6,717	153,067.0	10,129	7.1
Teaching Assistants	6,739	114,069.7	6,788	117,270.8	3,201	2.8
Other Assistants	4,570	43,091.2	4,265	38,662.9	(4,428)	(10.3)
All Other - Total	<u>2,419</u>	<u>40,972.3</u>	<u>2,575</u>	<u>44,499.4</u>	<u>3,527.2</u>	<u>8.6</u>
Other **	1,649	35,718.4	1,654	38,791.9	3,073.6	8.6
Student Employment	1	10	1	5.3	(4.6)	(46.5)
Interinstitutional/Related Agencies	488	2,415.1	581	3,030.4	615.3	25.5
Retired University Employees	67	200.1	66	227.2	27.2	13.6
Children of Deceased Employees	14	168.5	14	154.8	(13.6)	(8.1)
Contract/Training Grants	200	2,460.4	259	2,289.7	(170.7)	(6.9)
Total count of Waivers****	<u>40,410</u>	<u>\$ 507,990.2</u>	<u>41,833</u>	<u>526,210.5</u>	<u>\$ 18,220.3</u>	<u>3.6 %</u>

* Illinois Veterans Grants (ISAC), Illinois National Guard Grants (ISAC), and POW/MIA Scholarships. Includes only the waived (unfunded) portion of these grants.

** Other waiver categories must be approved by the Board of Higher Education prior to reporting.

*** Each recipient is only counted once in each category even if they receive multiple waivers in the same category. The totals only count the recipient one time so these numbers may

**** Recipients are only counted once in the number of recipients for total waivers. The sum of mandatory waiver and discretionary waiver recipients may not equal the total waivers r

Table A-2

Fiscal Years 2024 and 2025
All Public Universities
Undergraduate Tuition and Fee Waivers

Note: Recipients are represented once for each waiver program
Rounding may cause some small variances in total values

(in thousands of dollars)

	FY24		FY25		FY24 - FY25	
	Number of Recipients (unduplicated)	Value of Waivers \$	Number of Recipients (unduplicated)	Value of Waivers \$	\$ Change	% Change
					Value of Waivers \$	Value of Waivers %
<u>MANDATORY WAIVER CATEGORY</u>						
<u>Unduplicated Mandatory Waiver Count & Total Value ***</u>	5,966	\$ 48,629.6	6,172	\$ 48,474.7	\$ (154.9)	(0.3) %
<u>PROGRAM</u>						
Teacher/Special Education	573	8,020.8	495	7,233.2	(787.5)	(9.8)
General Assembly	-	-	0	0	-	-
ROTC	476	4,257.1	531	4,811.4	554.3	13.0
DCFS	311	2,668.9	473	4,266.6	1,597.6	59.9
Children of Employees	2,042	11,400.6	2,120	12,097.7	697.1	6.1
Senior Citizens	32	108.0	33	128.5	20.5	19.0
Honorary Scholarships	303	3,878.6	298	3,910.2	31.5	0.8
Veterans Grants & Scholarships *	2,243	18,213.2	2,208	15,662.2	(2,551.0)	(14.0)
Other **	13	82.4	29	365.0	282.5	342.8
<u>DISCRETIONARY WAIVER CATEGORY</u>						
<u>Unduplicated Discretionary Waiver Count & Total Value ***</u>	12,484	\$ 66,636.8	13,884	\$ 72,083.9	\$ 5,447.1	8.2 %
<u>PROGRAM</u>						
Faculty/Administrators (Non-Civil Service)	52	220.0	50	210.1	(9.9)	(4.5)
Civil Service	527	2,576.2	507	2,529.2	(47.1)	(1.8)
Academic/Other Talent	5,796	23,339.3	6,350	26,395.9	3,056.5	13.1
Athletic	1,515	12,222.6	1,603	13,108.8	886.3	7.3
Gender Equity in Intercollegiate Athletics	596	4,907.8	607	5,099.6	191.8	3.9
Foreign Exchange Students	503	10,013.0	485	10,250.8	237.8	2.4
Out-of-State Students	45	620.7	48	650.5	29.8	4.8
Foreign Students	50	158.6	54	162.8	4.2	2.6
Student Need - Total	3,124	10,940.2	3,950	12,064.4	1,124.1	10.3
Financial Aid	2,036	8,382.8	2,682	9,282.7	899.9	10.7
Special Programs	1,088	2,557.4	1,268	2,781.7	224.3	8.8
Cooperating Professionals	44	71.8	41	91.2	19.4	26.9
Assistants - Total	25	128.3	8	42.3	(86.0)	(67.0)
Research Assistants	4	24.5	1	8.9	(15.6)	(63.7)
Teaching Assistants	5	29.1	7	33.4	4.3	14.8
Other Assistants	16	74.7	-	0.0	(74.7)	(100.0)
All Other - Total	435	1,438.3	415	1,478.4	40.2	2.8
Other **	181	227	123	264.3	37.5	16.6
Student Employment	1	9.9	1	5.3	(4.6)	(46.5)
Interinstitutional/Related Agencies	183	686.4	210	757.5	71.1	10.4
Retired University Employees	16	40.3	16	41.8	1.5	3.6
Children of Deceased Employees	14	168.5	14	154.8	(13.6)	(8.1)
Contract/Training Grants	40	306.4	51	254.7	(51.8)	(16.9)
Total count of Waivers****	18,312	\$ 115,266.4	19,855	\$ 120,558.6	\$ 5,292.2	4.6 %

* Illinois Veterans Grants (ISAC), Illinois National Guard Grants (ISAC), and POW/MIA Scholarships. Includes only the waived (unfunded) portion of these grants.

** Other waiver categories must be approved by the Board of Higher Education prior to reporting.

*** Each recipient is only counted once in each category even if they receive multiple waivers in the same category. The totals only count the recipient one time so these numbers may not equal the total number of recipients.

**** Recipients are only counted once in the number of recipients for total waivers. The sum of mandatory waiver and discretionary waiver recipients may not equal the total waivers reported.

Table A-3

Fiscal Years 2024 and 2025
All Public Universities
Graduate Tuition and Fee Waivers

Note: Recipients are represented once for each waiver program
Rounding may cause some small variances in total values

(in thousands of dollars)

	FY24		FY25		FY24 - FY25	
	Number of Recipients (unduplicated)	Value of Waivers \$	Number of Recipients (unduplicated)	Value of Waivers \$	\$ Change Value of Waivers \$	% Change Value of Waivers %
<u>MANDATORY WAIVER CATEGORY</u>						
<u>Unduplicated Mandatory Waiver Count & Total Value ***</u>	1,108	\$ 9,699.9	1,151	\$ 9,120.8	\$ (579.1)	(6.0) %
<u>PROGRAM</u>						
Teacher/Special Education	174	1,510.4	167	1,646.4	136.0	9.0
General Assembly	-	-	-	-	-	-
ROTC	6	80.9	13	117.8	36.9	45.6
DCFS	17	177.3	26	367.6	190.2	107.3
Children of Employees	1	0.7	1	5.8	5.1	728.6
Senior Citizens	31	116.0	32	165.6	49.6	42.8
Honoary Scholarships	39	577.0	46	729.3	152.3	26.4
Veterans Grants & Scholarships *	839	7,208.7	857	6,008.5	(1,200.2)	(16.6)
Other **	4	29.0	11	80.0	51.0	175.8
<u>DISCRETIONARY WAIVER CATEGORY</u>						
<u>Unduplicated Discretionary Waiver Count & Total Value ***</u>	21,013	\$ 383,024.0	20,878	\$ 396,531.1	\$ 13,507.1	3.5
<u>PROGRAM</u>						
Faculty/Administrators (Non-Civil Service)	1,251	9,834.6	1,198	9,635.1	(199.4)	(2.0)
Civil Service	1,020	7,785.2	1,096	8,532.2	747.0	9.6
Academic/Other Talent	1,947	19,561.5	1,697	19,735.0	173.6	0.9
Athletic	102	846.1	119	1,011.9	165.8	19.6
Gender Equity in Intercollegiate Athletics	22	180.8	24	245.5	-	-
Foreign Exchange Students	66	925.2	57	987.2	62.0	6.7
Out-of-State Students	-	-	-	-	-	-
Foreign Students	1,382	386.3	1,315	325.0	(61.3)	(15.9)
Student Need - Total	54	486.2	91	524.3	38.1	7.8
Financial Aid	39	399.8	73	415.2	-	-
Special Programs	15	86.3	18	109.1	22.8	26.4
Cooperating Professionals	1,119	3,513.7	1,153	3,555.5	-	-
Graduate Assistants - Total	17,599	299,970.5	17,762	308,958.4	8,987.9	3.0
Research Assistants	6,311	142,913.5	6,716	153,058.1	-	-
Teaching Assistants	6,734	114,040.6	6,781	117,237.4	3,197	2.8
Other Assistants	4,554	43,016.5	4,265	38,662.9	(4,354)	(10.1)
All Other - Total	1,984	39,534.0	2,160	43,021.0	3,487.0	8.8
Other **	1,468	35,491.6	1,531	38,527.6	-	-
Student Employment	-	-	-	-	-	-
Interinstitutional/Related Agencies	305	1,728.7	371	2,272.9	544.2	31.5
Retired University Employees	51	159.8	50	185.5	25.7	16.1
Children of Deceased Employees	-	-	-	-	-	-
Contract/Training Grants	160	2,154.0	208	2,035.0	(118.9)	(5.5)
Total count of Waivers****	22,098	\$ 392,723.8	21,978	\$ 405,651.9	\$ 12,928.1	3.3 %

* Illinois Veterans Grants (ISAC), Illinois National Guard Grants (ISAC), and POW/MIA Scholarships. Includes only the waived (unfunded) portion of these grants.
** Other waiver categories must be approved by the Board of Higher Education prior to reporting.
*** Each recipient is only counted once in each category even if they receive multiple waivers in the same category. The totals only count the recipient one time so these numbers may not equal the total number of recipients.
**** Recipients are only counted once in the number of recipients for total waivers. The sum of mandatory waiver and discretionary waiver recipients may not equal the total waivers reported.

TABLE B-1
FISCAL YEAR 2025
TOTAL TUITION AND FEE WAIVERS

Chicago State University

Note: Recipients are represented once for each waiver program

Rounding may cause some small variances in total values

(in thousands of dollars)	Number of Recipients (unduplicated)	Tuition Waived		Fees Waived	
		Number of Recipients (unduplicated)	Value of Waivers	Number of Recipients (unduplicated)	Value of Waivers
<u>MANDATORY WAIVERS CATEGORY</u>					
Teacher Special Education	7	7	24.8	7	8.8
General Assembly	-	-	-	-	-
ROTC	30	28	210.4	30	24.7
DCFS	9	9	48.3	9	34.3
Children of Employees	4	4	14.0	-	-
Senior Citizens	21	21	90.9	-	-
Honorary Scholarships	-	-	-	-	-
Veterans Grants & Scholarships*	34	33	106.2	34	34.2
Other**	9	9	54.8	9	20.6
SUBTOTAL	114	111	549.5	89	122.5
<u>DISCRETIONARY WAIVERS CATEGORY</u>					
Faculty/Administrators	10	10	34.0	10	11.3
Civil Service	55	55	132.8	55	53.5
Academic/Other Talent	21	21	14.9	-	-
Athletic	24	24	250.0	-	-
Gender Equity in Intercollegiate Athletics	23	23	159.4	-	-
Foreign Exchange Students	-	-	-	-	-
Out-of-State Students	-	-	-	-	-
Foreign Students	-	-	-	-	-
Student Need-Financial Aid	-	-	-	-	-
Student Need-Special Programs	-	-	-	-	-
Cooperating Professionals	-	-	-	-	-
Research Assistants	-	-	-	-	-
Teaching Assistants	-	-	-	-	-
Other Assistants	12	12	41.9	12	14.0
Student Employment	-	-	-	-	-
Interinstitutional/Related Agencies	-	-	-	-	-
Retired University Employees	2	2	2.8	2	0.9
Children of Deceased Employees	-	-	-	-	-
Contract/Training Grants	-	-	-	-	-
Other**	76	76	134.8	-	-
SUBTOTAL	223	223	770.7	79	79.9

Unduplicated Summary Tuition and/or Fees	Number of Recipients	Total Value of Waivers
Mandatory Waiver Category Total***	114	\$ 672.0
Discretionary Waiver Category Total***	223	\$ 850.6
Total Count of Waivers****	337	\$ 1,522.6

* Illinois Veterans Grants, Illinois National Guard Grants, and POW/MIA Scholarships. Includes only the waived portion of these grants.

** Other waiver categories must be approved by the Board of Higher Education prior to reporting.

*** Each recipient is only counted once in each category even if they receive multiple waivers in the same category. The totals only count the recipient one time so these numbers may not total.

Recipients are only counted once in the number of recipients for total waivers. The sum of mandatory waiver and discretionary waiver recipients may not equal the total waivers reported.

TABLE B-2
FISCAL YEAR 2025
UNDERGRADUATE TUITION AND FEE WAIVERS

Chicago State University

Note: Recipients are represented once for each waiver program

Rounding may cause some small variances in total values

(in thousands of dollars)	Number of Recipients (unduplicated)	Tuition Waived		Fees Waived	
		Number of Recipients (unduplicated)	Value of Waivers	Number of Recipients (unduplicated)	Value of Waivers
<u>MANDATORY WAIVERS CATEGORY</u>					
Teacher Special Education	-	-	-	-	-
General Assembly	-	-	-	-	-
ROTC	30	28	210.4	30	24.7
DCFS	9	9	48.3	9	34.3
Children of Employees	4	4	14.0	-	-
Senior Citizens	11	11	49.4	-	-
Honorary Scholarships	-	-	-	-	-
Veterans Grants & Scholarships*	21	20	79.5	21	20.7
Other**	6	6	41.2	6	14.8
SUBTOTAL	81	78	442.8	66	94.5
<u>DISCRETIONARY WAIVERS CATEGORY</u>					
Faculty/Administrators	2	2	3.5	2	1.2
Civil Service	19	19	33.6	19	20.7
Academic/Other Talent	21	21	14.9	-	-
Athletic	24	24	250.0	-	-
Gender Equity in Intercollegiate Athletics	23	23	159.4	-	-
Foreign Exchange Students	-	-	-	-	-
Out-of-State Students	-	-	-	-	-
Foreign Students	-	-	-	-	-
Student Need-Financial Aid	-	-	-	-	-
Student Need-Special Programs	-	-	-	-	-
Cooperating Professionals	-	-	-	-	-
Research Assistants	-	-	-	-	-
Teaching Assistants	-	-	-	-	-
Other Assistants	-	-	-	-	-
Student Employment	-	-	-	-	-
Interinstitutional/Related Agencies	-	-	-	-	-
Retired University Employees	-	-	-	-	-
Children of Deceased Employees	-	-	-	-	-
Contract/Training Grants	-	-	-	-	-
All Other (please specify)***Provost and Honors	76	76	134.8	-	-
SUBTOTAL	165	165	596	21	22

Unduplicated Summary Tuition and/or Fees	Number of Recipients	Total Value of Waivers
Mandatory Waiver Category Total***	81	\$ 537.4
Discretionary Waiver Category Total***	165	\$ 618.2
Total Count of Waivers****	246	\$ 1,155.6

* Illinois Veterans Grants, Illinois National Guard Grants, and POW/MIA Scholarships. Includes only the waived portion of these grants.

** Other waiver categories must be approved by the Board of Higher Education prior to reporting.

*** Each recipient is only counted once in each category even if they receive multiple waivers in the same category. The totals only count the recipient one time so these numbers may not total.

Recipients are only counted once in the number of recipients for total waivers. The sum of mandatory waiver and discretionary waiver recipients

**** may not equal the total waivers reported.

TABLE B-3
FISCAL YEAR 2025
GRADUATE TUITION AND FEE WAIVERS

Chicago State University

Note: Recipients are represented once for each waiver program

Rounding may cause some small variances in total values

(in thousands of dollars)	Number of Recipients (unduplicated)	Tuition Waived		Fees Waived	
		Number of Recipients (unduplicated)	Value of Waivers	Number of Recipients (unduplicated)	Value of Waivers
<u>MANDATORY WAIVERS CATEGORY</u>					
Teacher Special Education	7	7	24.8	7	8.8
General Assembly	-	-	-	-	-
ROTC	-	-	-	-	-
DCFS	-	-	-	-	-
Children of Employees	-	-	-	-	-
Senior Citizens	10	10	41.5	-	-
Honorary Scholarships	-	-	-	-	-
Veterans Grants & Scholarships*	13	13	26.6	13	13.5
Other**	3	3	13.6	3	5.8
SUBTOTAL	33	33	106.6	23	28.0
<u>DISCRETIONARY WAIVERS CATEGORY</u>					
Faculty/Administrators	8	8	30.5	8	10.2
Civil Service	36	36	99.2	36	32.8
Academic/Other Talent	-	-	-	-	-
Athletic	-	-	-	-	-
Gender Equity in Intercollegiate Athletics	-	-	-	-	-
Foreign Exchange Students	-	-	-	-	-
Out-of-State Students	-	-	-	-	-
Foreign Students	-	-	-	-	-
Student Need-Financial Aid	-	-	-	-	-
Student Need-Special Programs	-	-	-	-	-
Cooperating Professionals	-	-	-	-	-
Research Assistants	-	-	-	-	-
Teaching Assistants	-	-	-	-	-
Other Assistants	12	12	41.9	12	14.0
Student Employment	-	-	-	-	-
Interinstitutional/Related Agencies	-	-	-	-	-
Retired University Employees	2	2	2.8	2	0.9
Children of Deceased Employees	-	-	-	-	-
Contract/Training Grants	-	-	-	-	-
Other**	-	-	-	-	-
SUBTOTAL	58	58	174.4	58	58.0

Unduplicated Summary Tuition and/or Fees	Number of Recipients	Total Value of Waivers
Mandatory Waiver Category Total***	33	\$ 134.6
Discretionary Waiver Category Total***	58	\$ 232.3
Total Count of Waivers****	91	\$ 367.0

* Illinois Veterans Grants, Illinois National Guard Grants, and POW/MIA Scholarships. Includes only the waived portion of these grants.

** Other waiver categories must be approved by the Board of Higher Education prior to reporting.

*** Each recipient is only counted once in each category even if they receive multiple waivers in the same category. The totals only count the recipient one time so these numbers may not total.

Recipients are only counted once in the number of recipients for total waivers. The sum of mandatory waiver and discretionary waiver recipients

**** may not equal the total waivers reported.

TABLE B-4
FISCAL YEAR 2025
TOTAL TUITION AND FEE WAIVERS

Eastern Illinois University

Note: Recipients are represented once for each waiver program

Rounding may cause some small variances in total values

(in thousands of dollars)	Number of Recipients (unduplicated)	Tuition Waived		Fees Waived	
		Number of Recipients (unduplicated)	Value of Waivers	Number of Recipients (unduplicated)	Value of Waivers
<u>MANDATORY WAIVERS CATEGORY</u>					
Teacher Special Education	46	46	396.5	-	-
General Assembly	-	-	-	-	-
ROTC	52	52	420.4	-	-
DCFS	31	31	175.8	5	6.9
Children of Employees	97	97	398.0	-	-
Senior Citizens	3	3	19.0	-	-
Honorary Scholarships	-	-	-	-	-
Veterans Grants & Scholarships*	146	145	630.9	121	155.9
Other**	-	-	-	-	-
SUBTOTAL	373	372	2,040.6	126	162.8
<u>DISCRETIONARY WAIVERS CATEGORY</u>					
Faculty/Administrators	24	24	40.5	24	15.8
Civil Service	47	47	142.6	46	44.8
Academic/Other Talent	145	145	215.0	-	-
Athletic	143	143	943.0	-	-
Gender Equity in Intercollegiate Athletics	67	67	403.0	-	-
Foreign Exchange Students	-	-	-	-	-
Out-of-State Students	-	-	-	-	-
Foreign Students	72	72	110.4	-	-
Student Need-Financial Aid	12	12	30.0	-	-
Student Need-Special Programs	989	989	1,823.7	-	-
Cooperating Professionals	93	93	172.7	47	17.9
Research Assistants	60	60	644.3	-	-
Teaching Assistants	17	17	157.0	-	-
Other Assistants	284	284	2,968.3	-	-
Student Employment	-	-	-	-	-
Interinstitutional/Related Agencies	124	124	377.1	-	-
Retired University Employees	4	4	2.7	4	1.9
Children of Deceased Employees	4	4	36.7	4	14.9
Contract/Training Grants	-	-	-	-	-
All Other (Washington Center)**	-	-	-	-	-
SUBTOTAL	1,958	1,958	8,067.0	124	95.3

Unduplicated Summary Tuition and/or Fees	Number of Recipients	Total Value of Waivers
Mandatory Waiver Category Total***	373	\$ 2,203.4
Discretionary Waiver Category Total***	1,958	\$ 8,162.3
Total Count of Waivers****	2,291	\$ 10,365.7

* Illinois Veterans Grants, Illinois National Guard Grants, and POW/MIA Scholarships. Includes only the waived portion of these grants.

** Other waiver categories must be approved by the Board of Higher Education prior to reporting.

*** Each recipient is only counted once in each category even if they receive multiple waivers in the same category. The totals only count the recipient one time so these numbers may not total.

Recipients are only counted once in the number of recipients for total waivers. The sum of mandatory waiver and discretionary waiver recipients may not equal the total waivers reported.

TABLE B-5
FISCAL YEAR 2025
UNDERGRADUATE TUITION AND FEE WAIVERS

Eastern Illinois University

Note: Recipients are represented once for each waiver program

Rounding may cause some small variances in total values

(in thousands of dollars)	Number of Recipients (unduplicated)	Tuition Waived		Fees Waived	
		Number of Recipients (unduplicated)	Value of Waivers	Number of Recipients (unduplicated)	Value of Waivers
<u>MANDATORY WAIVERS CATEGORY</u>					
Teacher Special Education	32	32	281.6	-	-
General Assembly	-	-	-	-	-
ROTC	52	52	420.4	-	-
DCFS	31	31	175.8	5	6.9
Children of Employees	97	97	398.0	-	-
Senior Citizens	-	-	-	-	-
Honorary Scholarships	-	-	-	-	-
Veterans Grants & Scholarships*	146	145	630.9	121	155.9
Other**	-	-	-	-	-
SUBTOTAL	356	355	1,906.7	126	162.8
<u>DISCRETIONARY WAIVERS CATEGORY</u>					
Faculty/Administrators	-	-	-	-	-
Civil Service	13	13	39.2	11	11.4
Academic/Other Talent	145	145	215.0	-	-
Athletic	143	143	943.0	-	-
Gender Equity in Intercollegiate Athletics	67	67	403.0	-	-
Foreign Exchange Students	-	-	-	-	-
Out-of-State Students	-	-	-	-	-
Foreign Students	37	37	67.8	-	-
Student Need-Financial Aid	12	12	30.0	-	-
Student Need-Special Programs	989	989	1,823.7	-	-
Cooperating Professionals	-	-	-	-	-
Research Assistants	-	-	-	-	-
Teaching Assistants	-	-	-	-	-
Other Assistants	-	-	-	-	-
Student Employment	-	-	-	-	-
Interinstitutional/Related Agencies	89	89	255.1	-	-
Retired University Employees	-	-	-	-	-
Children of Deceased Employees	4	4	36.7	4	14.9
Contract/Training Grants	-	-	-	-	-
All Other (Washington Center)**	-	-	-	-	-
SUBTOTAL	1,384	1,384	3,813.5	15	26.3

Unduplicated Summary Tuition and/or Fees	Number of Recipients	Total Value of Waivers
Mandatory Waiver Category Total***	356	\$ 2,069.5
Discretionary Waiver Category Total***	1,384	\$ 3,839.8
Total Count of Waivers****	1,702	\$ 5,909.3

* Illinois Veterans Grants, Illinois National Guard Grants, and POW/MIA Scholarships. Includes only the waived portion of these grants.

** Other waiver categories must be approved by the Board of Higher Education prior to reporting.

*** Each recipient is only counted once in each category even if they receive multiple waivers in the same category. The totals only count the recipient one time so these numbers may not total.

Recipients are only counted once in the number of recipients for total waivers. The sum of mandatory waiver and discretionary waiver recipients

**** may not equal the total waivers reported.

TABLE B-6
FISCAL YEAR 2025
GRADUATE TUITION AND FEE WAIVERS

Eastern Illinois University

Note: Recipients are represented once for each waiver program

Rounding may cause some small variances in total values

(in thousands of dollars)	Number of Recipients (unduplicated)	Tuition Waived		Fees Waived	
		Number of Recipients (unduplicated)	Value of Waivers	Number of Recipients (unduplicated)	Value of Waivers
<u>MANDATORY WAIVERS CATEGORY</u>					
Teacher Special Education	14	14	114.9	-	-
General Assembly	-	-	-	-	-
ROTC	-	-	-	-	-
DCFS	-	-	-	-	-
Children of Employees	-	-	-	-	-
Senior Citizens	3	3	19.0	-	-
Honorary Scholarships	-	-	-	-	-
Veterans Grants & Scholarships*	-	-	-	-	-
Other**	-	-	-	-	-
SUBTOTAL	17	17	133.9	-	-
<u>DISCRETIONARY WAIVERS CATEGORY</u>					
Faculty/Administrators	24	24	40.5	24	15.8
Civil Service	34	34	103.4	35	33.4
Academic/Other Talent	-	-	-	-	-
Athletic	-	-	-	-	-
Gender Equity in Intercollegiate Athletics	-	-	-	-	-
Foreign Exchange Students	-	-	-	-	-
Out-of-State Students	-	-	-	-	-
Foreign Students	35	35	42.6	-	-
Student Need-Financial Aid	-	-	-	-	-
Student Need-Special Programs	-	-	-	-	-
Cooperating Professionals	93	93	172.7	47	17.9
Research Assistants	60	60	644.3	-	-
Teaching Assistants	17	17	157.0	-	-
Other Assistants	284	284	2,968.3	-	-
Student Employment	-	-	-	-	-
Interinstitutional/Related Agencies	35	35	122.0	-	-
Retired University Employees	4	4	2.7	4	1.9
Children of Deceased Employees	-	-	-	-	-
Contract/Training Grants	-	-	-	-	-
Other**	-	-	-	-	-
SUBTOTAL	574	574	4,253.5	109	69.0

Unduplicated Summary Tuition and/or Fees	Number of Recipients	Total Value of Waivers
Mandatory Waiver Category Total***	17	\$ 133.9
Discretionary Waiver Category Total***	574	\$ 4,322.5
Total Count of Waivers****	589	\$ 4,456.4

* Illinois Veterans Grants, Illinois National Guard Grants, and POW/MIA Scholarships. Includes only the waived portion of these grants.

** Other waiver categories must be approved by the Board of Higher Education prior to reporting.

*** Each recipient is only counted once in each category even if they receive multiple waivers in the same category. The totals only count the recipient one time so these numbers may not total.

Recipients are only counted once in the number of recipients for total waivers. The sum of mandatory waiver and discretionary waiver recipients

**** may not equal the total waivers reported.

TABLE B-7
FISCAL YEAR 2025
TOTAL TUITION AND FEE WAIVERS

GOVERNORS STATE UNIVERSITY

Note: Recipients are represented once for each waiver program

Rounding may cause some small variances in total values

(in thousands of dollars)	Number of Recipients (unduplicated)	Tuition Waived		Fees Waived	
		Number of Recipients (unduplicated)	Value of Waivers	Number of Recipients (unduplicated)	Value of Waivers
<u>MANDATORY WAIVERS CATEGORY</u>					
Teacher Special Education	6	6	41.0	6	10.3
General Assembly	-	-	-	-	-
ROTC	8	8	42.2	8	10.6
DCFS	19	19	128.8	19	32.1
Children of Employees	11	11	44.0	-	-
Senior Citizens	10	10	24.6	-	-
Honorary Scholarships	-	-	-	-	-
Veterans Grants & Scholarships*	129	129	664.8	129	166.2
Other**	-	-	-	-	-
SUBTOTAL	183	183	945.4	162	219.2
<u>DISCRETIONARY WAIVERS CATEGORY</u>					
Faculty/Administrators	38	38	226.3	38	56.6
Civil Service	53	53	241.9	53	60.5
Academic/Other Talent	173	173	514.1	173	126.2
Athletic	223	223	1,362.2	223	340.4
Gender Equity in Intercollegiate Athletics	11	11	63.3	11	15.9
Foreign Exchange Students	14	14	27.3	14	6.8
Out-of-State Students	-	-	-	-	-
Foreign Students	-	-	-	-	-
Student Need-Financial Aid	681	681	773.7	681	196.0
Student Need-Special Programs	-	-	-	-	-
Cooperating Professionals	1	1	1.5	1	0.4
Research Assistants	2	2	5.2	2	1.3
Teaching Assistants	11	11	42.4	11	10.6
Other Assistants	82	82	517.3	82	129.3
Student Employment	-	-	-	-	-
Interinstitutional/Related Agencies	61	61	257.8	61	64.5
Retired University Employees	-	-	-	-	-
Children of Deceased Employees	-	-	-	-	-
Contract/Training Grants	-	-	-	-	-
Other**	-	-	-	-	-
SUBTOTAL	1,350	1,350	4,033.0	1,350	1,008.5

Unduplicated Summary Tuition and/or Fees	Number of Recipients	Total Value of Waivers
Mandatory Waiver Category Total***	183	\$ 1,164.6
Discretionary Waiver Category Total***	1,350	\$ 5,041.5
Total Count of Waivers****	1,533	\$ 6,206.1

* Illinois Veterans Grants, Illinois National Guard Grants, and POW/MIA Scholarships. Includes only the waived portion of these grants.

** Other waiver categories must be approved by the Board of Higher Education prior to reporting.

*** Each recipient is only counted once in each category even if they receive multiple waivers in the same category. The totals only count the recipient one time so these numbers may not total.

Recipients are only counted once in the number of recipients for total waivers. The sum of mandatory waiver and discretionary waiver recipients may not equal the total waivers reported.

**TABLE B-8
FISCAL YEAR 2025**

UNDERGRADUATE TUITION AND FEE WAIVERS

GOVERNORS STATE UNIVERSITY

Note: Recipients are represented once for each waiver program

Rounding may cause some small variances in total values

(in thousands of dollars)	Number of Recipients (unduplicated)	Tuition Waived		Fees Waived	
		Number of Recipients (unduplicated)	Value of Waivers	Number of Recipients (unduplicated)	Value of Waivers
<u>MANDATORY WAIVERS CATEGORY</u>					
Teacher Special Education	1	1	14.8	1	3.7
General Assembly					
ROTC	7	7	39.1	7	9.8
DCFS	17	17	111.8	17	27.9
Children of Employees	11	11	44	0	0
Senior Citizens	4	4	9.8	0	0
Honorary Scholarships					
Veterans Grants & Scholarships*	82	82	428.8	82	107.2
Other**					
SUBTOTAL	122	122	\$648.30	107	\$148.60
<u>DISCRETIONARY WAIVERS CATEGORY</u>					
Faculty/Administrators	3	3	10.8	3	2.7
Civil Service	14	14	38.3	14	9.6
Academic/Other Talent	173	173	514.10	173	126.2
Athletic	213	213	1294.9	213	323.6
Gender Equity in Intercollegiate Athletics	10	10	51.8	10	13
Foreign Exchange Students	8	8	13.4	8	3.3
Out-of-State Students					
Foreign Students					
Student Need-Financial Aid	681	681	773.7	681	196
Student Need-Special Programs					
Cooperating Professionals					
Research Assistants					
Teaching Assistants					
Other Assistants					
Student Employment					
Interinstitutional/Related Agencies	23	23	81.9	23	20.5
Retired University Employees					
Children of Deceased Employees					
Contract/Training Grants					
Other**					
SUBTOTAL	1,125	1,125	\$2,778.90	1125	\$694.90

Unduplicated Summary Tuition and/or Fees	Number of Recipients	Total Value of Waivers
Mandatory Waiver Category Total***	122	\$ 796.9
Discretionary Waiver Category Total***	1,125	\$ 3,473.8
Total Count of Waivers****	1,247	\$ 4,270.7

* Illinois Veterans Grants, Illinois National Guard Grants, and POW/MIA Scholarships. Includes only the waived portion of these grants.

** Other waiver categories must be approved by the Board of Higher Education prior to reporting.

*** Each recipient is only counted once in each category even if they receive multiple waivers in the same category. The totals only count the recipient one time so these numbers may not total.

Recipients are only counted once in the number of recipients for total waivers. The sum of mandatory waiver and discretionary waiver recipients

**** may not equal the total waivers reported.

TABLE B-9
FISCAL YEAR 2025
GRADUATE TUITION AND FEE WAIVERS

GOVERNORS STATE UNIVERSITY

Note: Recipients are represented once for each waiver program

Rounding may cause some small variances in total values

(in thousands of dollars)	Number of Recipients (unduplicated)	Tuition Waived		Fees Waived	
		Number of Recipients (unduplicated)	Value of Waivers	Number of Recipients (unduplicated)	Value of Waivers
<u>MANDATORY WAIVERS CATEGORY</u>					
Teacher Special Education	5	5	26.2	5	6.6
General Assembly					
ROTC	1	1	3.1	1	0.8
DCFS	2	2	17.0	2	4.2
Children of Employees					
Senior Citizens	6	6	14.8	-	-
Honorary Scholarships					
Veterans Grants & Scholarships*	47	47	236.0	47	59.0
Other**					
SUBTOTAL	61	61	297.1	55	70.6
<u>DISCRETIONARY WAIVERS CATEGORY</u>					
Faculty/Administrators	35	35	215.5	35	53.9
Civil Service	39	39	203.6	39	50.9
Academic/Other Talent	-	-		-	
Athletic	10	10	67.3	10	16.8
Gender Equity in Intercollegiate Athletics	1	1	11.5	1	2.9
Foreign Exchange Students	6	6	13.9	6	3.5
Out-of-State Students					
Foreign Students					
Student Need-Financial Aid					
Student Need-Special Programs					
Cooperating Professionals	1	1	1.5	1	0.4
Research Assistants	2	2	5.2	2	1.3
Teaching Assistants	11	11	42.4	11	10.6
Other Assistants	82	82	517.3	82	129.3
Student Employment					
Interinstitutional/Related Agencies	38	38	175.9	38	44.0
Retired University Employees					
Children of Deceased Employees					
Contract/Training Grants					
Other**					
SUBTOTAL	225	225	1,254.1	225	313.6

Unduplicated Summary Tuition and/or Fees	Number of Recipients	Total Value of Waivers
Mandatory Waiver Category Total***	61	\$ 367.7
Discretionary Waiver Category Total***	225	\$ 1,567.7
Total Count of Waivers****	286	\$ 1,935.4

* Illinois Veterans Grants, Illinois National Guard Grants, and POW/MIA Scholarships. Includes only the waived portion of these grants.

** Other waiver categories must be approved by the Board of Higher Education prior to reporting.

*** Each recipient is only counted once in each category even if they receive multiple waivers in the same category. The totals only count the recipient one time so these numbers may not total.

Recipients are only counted once in the number of recipients for total waivers. The sum of mandatory waiver and discretionary waiver recipients

**** may not equal the total waivers reported.

TABLE B-10
FISCAL YEAR 2025
TOTAL TUITION AND FEE WAIVERS

Illinois State University

Note: Recipients are represented once for each waiver program

Rounding may cause some small variances in total values

(in thousands of dollars)	Number of Recipients (unduplicated)	Tuition Waived		Fees Waived	
		Number of Recipients (unduplicated)	Value of Waivers	Number of Recipients (unduplicated)	Value of Waivers
<u>MANDATORY WAIVERS CATEGORY</u>					
Teacher Special Education	366	366	4,062.8	367	1,370.4
General Assembly	-	-	-	-	-
ROTC	57	57	553.7	57	20.0
DCFS	119	119	1,112.4	120	228.4
Children of Employees	384	384	2,166.5	-	-
Senior Citizens	1	1	8.4	-	-
Honorary Scholarships	-	-	-	-	-
Veterans Grants & Scholarships*	368	368	2,561.3	343	423.5
Other**	-	-	-	-	-
SUBTOTAL	1,287	1,287	10,465.1	883	2,042.3
<u>DISCRETIONARY WAIVERS CATEGORY</u>					
Faculty/Administrators	103	103	355.9	103	98.7
Civil Service	194	194	765.8	194	216.1
Academic/Other Talent	542	542	2,114.9	-	-
Athletic	441	441	4,045.9	-	-
Gender Equity in Intercollegiate Athletics	-	-	-	-	-
Foreign Exchange Students	20	20	144.2	-	-
Out-of-State Students	-	-	-	-	-
Foreign Students	1	1	5.0	-	-
Student Need-Financial Aid	106	106	341.0	-	-
Student Need-Special Programs	-	-	-	-	-
Cooperating Professionals	250	250	688.5	-	-
Research Assistants	172	172	969.8	122	49.6
Teaching Assistants	480	480	3,691.4	477	216.4
Other Assistants	226	226	1,817.4	167	76.0
Student Employment	-	-	-	-	-
Interinstitutional/Related Agencies	36	36	152.7	36	41.4
Retired University Employees	5	5	11.9	5	3.4
Children of Deceased Employees	5	5	45.9	5	13.5
Contract/Training Grants	-	-	-	-	-
Other**	-	-	-	-	-
SUBTOTAL	2,474	2,474	15,150.3	1,066	715.1

Unduplicated Summary Tuition and/or Fees	Number of Recipients	Total Value of Waivers
Mandatory Waiver Category Total***	1,287	\$ 12,507.4
Discretionary Waiver Category Total***	2,474	\$ 15,865.4
Total Count of Waivers****	4,297	\$ 28,372.8

* Illinois Veterans Grants, Illinois National Guard Grants, and POW/MIA Scholarships. Includes only the waived portion of these grants.

** Other waiver categories must be approved by the Board of Higher Education prior to reporting.

*** Each recipient is only counted once in each category even if they receive multiple waivers in the same category. The totals only count the recipient one time so these numbers may not total.

Recipients are only counted once in the number of recipients for total waivers. The sum of mandatory waiver and discretionary waiver recipients

**** may not equal the total waivers reported.

TABLE B-11
FISCAL YEAR 2025
UNDERGRADUATE TUITION AND FEE WAIVERS

Illinois State University

Note: Recipients are represented once for each waiver program

Rounding may cause some small variances in total values

(in thousands of dollars)	Number of Recipients (unduplicated)	Tuition Waived		Fees Waived	
		Number of Recipients (unduplicated)	Value of Waivers	Number of Recipients (unduplicated)	Value of Waivers
<u>MANDATORY WAIVERS CATEGORY</u>					
Teacher Special Education	322	322	3,733.2	322	1,255.2
General Assembly					
ROTC	56	56	551.2	56	19.9
DCFS	112	112	1,066.4	112	209.0
Children of Employees	384	384	2,166.5		
Senior Citizens	1	1	8.4		
Honorary Scholarships					
Veterans Grants & Scholarships*	337	337	2,460.5	314	399.9
Other**					
SUBTOTAL	1,205	1,205	9,986.2	801	1,884.0
<u>DISCRETIONARY WAIVERS CATEGORY</u>					
Faculty/Administrators	2	2	3.8	2	1.1
Civil Service	67	67	296.5	67	85.8
Academic/Other Talent	519	519	2,078.4		
Athletic	393	393	3,561.3		
Gender Equity in Intercollegiate Athletics					
Foreign Exchange Students	20	20	144.2		
Out-of-State Students					
Foreign Students					
Student Need-Financial Aid	106	106	341.0		
Student Need-Special Programs					
Cooperating Professionals					
Research Assistants					
Teaching Assistants	2	2	10.1		
Other Assistants					
Student Employment					
Interinstitutional/Related Agencies	8	8	41.3	8	11.5
Retired University Employees	2	2	6.8	2	2.0
Children of Deceased Employees	5	5	45.9	5	13.5
Contract/Training Grants					
Other**					
SUBTOTAL	1,119	1,119	6,529.3	82	113.9

Unduplicated Summary Tuition and/or Fees	Number of Recipients	Total Value of Waivers
Mandatory Waiver Category Total***	1,205	\$ 11,870.2
Discretionary Waiver Category Total***	1,119	\$ 6,643.2
Total Count of Waivers****	2,309	\$ 18,513.4

* Illinois Veterans Grants, Illinois National Guard Grants, and POW/MIA Scholarships. Includes only the waived portion of these grants.

** Other waiver categories must be approved by the Board of Higher Education prior to reporting.

*** Each recipient is only counted once in each category even if they receive multiple waivers in the same category. The totals only count the recipient one time so these numbers may not total.

Recipients are only counted once in the number of recipients for total waivers. The sum of mandatory waiver and discretionary waiver recipients

**** may not equal the total waivers reported.

TABLE B-12
FISCAL YEAR 2025
GRADUATE TUITION AND FEE WAIVERS

Illinois State University

Note: Recipients are represented once for each waiver program

Rounding may cause some small variances in total values

(in thousands of dollars)	Number of Recipients (unduplicated)	Tuition Waived		Fees Waived	
		Number of Recipients (unduplicated)	Value of Waivers	Number of Recipients (unduplicated)	Value of Waivers
<u>MANDATORY WAIVERS CATEGORY</u>					
Teacher Special Education	44	44	329.6	45	115.2
General Assembly					
ROTC	1	1	2.5	1	0.1
DCFS	7	7	46.0	8	19.4
Children of Employees					
Senior Citizens					
Honorary Scholarships					
Veterans Grants & Scholarships*	31	31	100.8	29	23.6
Other**					
SUBTOTAL	82	82	478.9	82	158.3
<u>DISCRETIONARY WAIVERS CATEGORY</u>					
Faculty/Administrators	101	101	352.1	101	97.6
Civil Service	127	127	469.3	127	130.3
Academic/Other Talent	23	23	36.5		
Athletic	48	48	484.6		
Gender Equity in Intercollegiate Athletics					
Foreign Exchange Students					
Out-of-State Students					
Foreign Students	1	1	5.0		
Student Need-Financial Aid					
Student Need-Special Programs					
Cooperating Professionals	250	250	688.5		
Research Assistants	172	172	969.8	122	49.6
Teaching Assistants	478	478	3,681.3	477	216.4
Other Assistants	226	226	1,817.4	167	76.0
Student Employment					
Interinstitutional/Related Agencies	28	28	111.4	28	29.9
Retired University Employees	3	3	5.1	3	1.4
Children of Deceased Employees					
Contract/Training Grants					
Other**					
SUBTOTAL	1,355	1,355	8,621.0	984	601.2

Unduplicated Summary Tuition and/or Fees	Number of Recipients	Total Value of Waivers
Mandatory Waiver Category Total***	82	\$ 637.2
Discretionary Waiver Category Total***	1,355	\$ 9,222.2
Total Count of Waivers****	1,433	\$ 9,859.4

* Illinois Veterans Grants, Illinois National Guard Grants, and POW/MIA Scholarships. Includes only the waived portion of these grants.

** Other waiver categories must be approved by the Board of Higher Education prior to reporting.

*** Each recipient is only counted once in each category even if they receive multiple waivers in the same category. The totals only count the recipient one time so these numbers may not total.

Recipients are only counted once in the number of recipients for total waivers. The sum of mandatory waiver and discretionary waiver recipients

**** may not equal the total waivers reported.

TABLE B-13
FISCAL YEAR 2025
TOTAL TUITION AND FEE WAIVERS

Northeastern Illinois University

Note: Recipients are represented once for each waiver program

Rounding may cause some small variances in total values

(in thousands of dollars)	Number of Recipients (unduplicated)	Tuition Waived		Fees Waived	
		Number of Recipients (unduplicated)	Value of Waivers	Number of Recipients (unduplicated)	Value of Waivers
<u>MANDATORY WAIVERS CATEGORY</u>					
Teacher Special Education	32	32	221.5	32	52.2
General Assembly	-	-	-	-	-
ROTC	7	7	58.4	7	14.4
DCFS	16	16	120.0	16	29.5
Children of Employees	18	18	72.3	18	17.8
Senior Citizens	10	10	25.6	-	-
Honorary Scholarships	-	-	-	-	-
Veterans Grants & Scholarships*	64	64	270.7	64	64.7
Other**	21	21	210.1	21	50.8
SUBTOTAL	168	168	978.6	158	229.3
<u>DISCRETIONARY WAIVERS CATEGORY</u>					
Faculty/Administrators	27	27	75.2	27	16.9
Civil Service	50	50	199.7	50	46.4
Academic/Other Talent	622	622	1,031.6	-	-
Athletic	-	-	-	-	-
Gender Equity in Intercollegiate Athletics	-	-	-	-	-
Foreign Exchange Students	47	47	509.8	47	124.6
Out-of-State Students	-	-	-	-	-
Foreign Students	-	-	-	-	-
Student Need-Financial Aid	17	17	24.5	-	-
Student Need-Special Programs	75	75	149.9	-	-
Cooperating Professionals	57	57	109.9	-	-
Research Assistants	26	26	109.7	26	24.6
Teaching Assistants	24	24	56.0	24	12.6
Other Assistants	54	54	322.2	54	72.3
Student Employment	-	-	-	-	-
Interinstitutional/Related Agencies	33	33	134.6	33	31.4
Retired University Employees	-	-	-	-	-
Children of Deceased Employees	-	-	-	-	-
Contract/Training Grants	143	143	511.6	143	119.1
Other**	-	-	-	-	-
SUBTOTAL	1,175	1,175	3,234.7	404	447.9

Unduplicated Summary Tuition and/or Fees	Number of Recipients	Total Value of Waivers
Mandatory Waiver Category Total***	168	\$ 1,207.8
Discretionary Waiver Category Total***	1,175	\$ 3,682.6
Total Count of Waivers****	1,343	\$ 4,890.5

* Illinois Veterans Grants, Illinois National Guard Grants, and POW/MIA Scholarships. Includes only the waived portion of these grants.

** Other waiver categories must be approved by the Board of Higher Education prior to reporting.

*** Each recipient is only counted once in each category even if they receive multiple waivers in the same category. The totals only count the recipient one time so these numbers may not total.

Recipients are only counted once in the number of recipients for total waivers. The sum of mandatory waiver and discretionary waiver recipients may not equal the total waivers reported.

TABLE B-14
FISCAL YEAR 2025
UNDERGRADUATE TUITION AND FEE WAIVERS

Northeastern Illinois University

Note: Recipients are represented once for each waiver program

Rounding may cause some small variances in total values

(in thousands of dollars)	Number of Recipients (unduplicated)	Tuition Waived		Fees Waived	
		Number of Recipients (unduplicated)	Value of Waivers	Number of Recipients (unduplicated)	Value of Waivers
<u>MANDATORY WAIVERS CATEGORY</u>					
Teacher Special Education	13	13	116.2	13	28.6
General Assembly	-	-	-	-	-
ROTC	7	7	58.4	7	14.4
DCFS	16	16	120.0	16	29.5
Children of Employees	18	18	72.3	18	17.8
Senior Citizens	6	6	14.3	-	-
Honorary Scholarships	-	-	-	-	-
Veterans Grants & Scholarships*	39	39	185.3	39	45.5
Other**	16	16	170.2	16	41.8
SUBTOTAL	115	115	736.8	109	177.5
<u>DISCRETIONARY WAIVERS CATEGORY</u>					
Faculty/Administrators	-	-	-	-	-
Civil Service	17	17	72.2	17	17.7
Academic/Other Talent	420	420	705.1	-	-
Athletic	-	-	-	-	-
Gender Equity in Intercollegiate Athletics	-	-	-	-	-
Foreign Exchange Students	43	43	479.4	43	117.8
Out-of-State Students	-	-	-	-	-
Foreign Students	-	-	-	-	-
Student Need-Financial Aid			-		-
Student Need-Special Programs	75	75	149.9	-	-
Cooperating Professionals	9	9	28.4	-	-
Research Assistants	-	-	-	-	-
Teaching Assistants	-	-	-	-	-
Other Assistants	-	-	-	-	-
Student Employment	-	-	-	-	-
Interinstitutional/Related Agencies	16	16	54.7	16	13.4
Retired University Employees	-	-	-	-	-
Children of Deceased Employees	-	-	-	-	-
Contract/Training Grants	43	43	198.3	43	48.7
Other**			-		-
SUBTOTAL	623	623	1,688.0	119	197.7

Unduplicated Summary Tuition and/or Fees	Number of Recipients	Total Value of Waivers
Mandatory Waiver Category Total***	115	\$ 914.3
Discretionary Waiver Category Total***	623	\$ 1,885.7
Total Count of Waivers****	738	\$ 2,800.0

* Illinois Veterans Grants, Illinois National Guard Grants, and POW/MIA Scholarships. Includes only the waived portion of these grants.

** Other waiver categories must be approved by the Board of Higher Education prior to reporting.

*** Each recipient is only counted once in each category even if they receive multiple waivers in the same category. The totals only count the recipient one time so these numbers may not total.

Recipients are only counted once in the number of recipients for total waivers. The sum of mandatory waiver and discretionary waiver recipients

**** may not equal the total waivers reported.

TABLE B-15
FISCAL YEAR 2025
GRADUATE TUITION AND FEE WAIVERS

Northeastern Illinois University

Note: Recipients are represented once for each waiver program

Rounding may cause some small variances in total values

(in thousands of dollars)	Number of Recipients (unduplicated)	Tuition Waived		Fees Waived	
		Number of Recipients (unduplicated)	Value of Waivers	Number of Recipients (unduplicated)	Value of Waivers
<u>MANDATORY WAIVERS CATEGORY</u>					
Teacher Special Education	19	19	105.3	19	23.6
General Assembly	-	-	-	-	-
ROTC	-	-	-	-	-
DCFS	-	-	-	-	-
Children of Employees	-	-	-	-	-
Senior Citizens	4	4	11.2	-	-
Honorary Scholarships	-	-	-	-	-
Veterans Grants & Scholarships*	25	25	85.4	25	19.2
Other**	5	5	39.9	5	9.0
SUBTOTAL	53	53	241.8	49	51.8
<u>DISCRETIONARY WAIVERS CATEGORY</u>					
Faculty/Administrators	27	27	75.2	27	16.9
Civil Service	33	33	127.5	33	28.6
Academic/Other Talent	202	202	326.5	-	-
Athletic	-	-	-	-	-
Gender Equity in Intercollegiate Athletics	-	-	-	-	-
Foreign Exchange Students	4	4	30.4	4	6.8
Out-of-State Students	-	-	-	-	-
Foreign Students	-	-	-	-	-
Student Need-Financial Aid	17	17	24.5	-	-
Student Need-Special Programs	-	-	-	-	-
Cooperating Professionals	48	48	81.5	-	-
Research Assistants	26	26	109.7	26	24.6
Teaching Assistants	24	24	56.0	24	12.6
Other Assistants	54	54	322.2	54	72.3
Student Employment	-	-	-	-	-
Interinstitutional/Related Agencies	17	17	79.9	17	17.9
Retired University Employees	-	-	-	-	-
Children of Deceased Employees	-	-	-	-	-
Contract/Training Grants	100	100	313.3	100	70.4
Other**	-	-	-	-	-
SUBTOTAL	552	552	1,546.8	285	250.2

Unduplicated Summary Tuition and/or Fees	Number of Recipients	Total Value of Waivers
Mandatory Waiver Category Total***	53	\$ 293.5
Discretionary Waiver Category Total***	552	\$ 1,797.0
Total Count of Waivers****	605	\$ 2,090.5

* Illinois Veterans Grants, Illinois National Guard Grants, and POW/MIA Scholarships. Includes only the waived portion of these grants.

** Other waiver categories must be approved by the Board of Higher Education prior to reporting.

*** Each recipient is only counted once in each category even if they receive multiple waivers in the same category. The totals only count the recipient one time so these numbers may not total.

Recipients are only counted once in the number of recipients for total waivers. The sum of mandatory waiver and discretionary waiver recipients

**** may not equal the total waivers reported.

TABLE B-16
FISCAL YEAR 2025
TOTAL TUITION AND FEE WAIVERS

Northern Illinois University

Note: Recipients are represented once for each waiver program

Rounding may cause some small variances in total values

(in thousands of dollars)	Number of Recipients (unduplicated)	Tuition Waived		Fees Waived	
		Number of Recipients (unduplicated)	Value of Waivers	Number of Recipients (unduplicated)	Value of Waivers
<u>MANDATORY WAIVERS CATEGORY</u>					
Teacher Special Education	48	48	488.6	31	95.0
General Assembly	-	-	-	-	-
ROTC	54	53	326.7	32	2.6
DCFS	68	68	489.5	36	72.4
Children of Employees	121	121	520.4	-	-
Senior Citizens	8	8	12.9	-	-
Honorary Scholarships	-	-	-	-	-
Veterans Grants & Scholarships*	305	298	2,219.4	212	467.7
Other**	-	-	-	-	-
SUBTOTAL	604	596	4,057.5	311	637.6
<u>DISCRETIONARY WAIVERS CATEGORY</u>					
Faculty/Administrators	66	66	327.4	3	2.5
Civil Service	142	142	765.3	39	42.6
Academic/Other Talent	646	646	3,474.7	-	-
Athletic	267	267	1,788.6	-	-
Gender Equity in Intercollegiate Athletics	133	133	1,396.9	-	-
Foreign Exchange Students	-	-	-	-	-
Out-of-State Students	-	-	-	-	-
Foreign Students	12	12	121.5	-	-
Student Need-Financial Aid	-	-	-	-	-
Student Need-Special Programs	8	8	46.5	-	-
Cooperating Professionals	286	286	771.8	-	-
Research Assistants	381	381	2,080.2	-	-
Teaching Assistants	620	620	3,820.7	-	-
Other Assistants	141	141	933.2	-	-
Student Employment	-	-	-	-	-
Interinstitutional/Related Agencies	47	47	154.9	-	-
Retired University Employees	9	9	44.5	3	2.7
Children of Deceased Employees	2	2	11.4	2	2.7
Contract/Training Grants	56	56	508.1	-	-
All Other (Fellowships)**	8	8	27.3	-	-
SUBTOTAL	2,824	2,824	16,273.1	47	50.4

Unduplicated Summary Tuition and/or Fees	Number of Recipients	Total Value of Waivers
Mandatory Waiver Category Total***	604	\$ 4,695.2
Discretionary Waiver Category Total***	2,824	\$ 16,323.6
Total count of Waivers****	3,428	\$ 21,018.7

* Illinois Veterans Grants, Illinois National Guard Grants, and POW/MIA Scholarships. Includes only the waived portion of these grants.

** Other waiver categories must be approved by the Board of Higher Education prior to reporting.

*** Each recipient is only counted once in each category even if they receive multiple waivers in the same category. The totals only count the recipient one time so these numbers may not total.

Recipients are only counted once in the number of recipients for total waivers. The sum of mandatory waiver and discretionary waiver recipients

**** may not equal the total waivers reported.

TABLE B-17
FISCAL YEAR 2025
UNDERGRADUATE TUITION AND FEE WAIVERS

Northern Illinois University

Note: Recipients are represented once for each waiver program

Rounding may cause some small variances in total values

(in thousands of dollars)	Number of Recipients (unduplicated)	Tuition Waived		Fees Waived	
		Number of Recipients (unduplicated)	Value of Waivers	Number of Recipients (unduplicated)	Value of Waivers
<u>MANDATORY WAIVERS CATEGORY</u>					
Teacher Special Education	31	31	294.7	31	95.0
General Assembly			-		-
ROTC	52	51	291.7	32	2.6
DCFS	64	64	426.4	36	72.4
Children of Employees	121	121	520.4		-
Senior Citizens	5	5	9.2		-
Honorary Scholarships			-		-
Veterans Grants & Scholarships*	206	206	1,520.0	194	267.5
Other**			-		-
SUBTOTAL	479	478	3,062.5	293	437.4
<u>DISCRETIONARY WAIVERS CATEGORY</u>					
Faculty/Administrators	3	3	7.2	3	2.5
Civil Service	45	45	146.7	39	42.6
Academic/Other Talent	374	374	1,038.7		-
Athletic	267	267	1,788.6		-
Gender Equity in Intercollegiate Athletics	133	133	1,396.9		-
Foreign Exchange Students			-		-
Out-of-State Students			-		-
Foreign Students			-		-
Student Need-Financial Aid			-		-
Student Need-Special Programs			-		-
Cooperating Professionals	18	18	51.0		-
Research Assistants			-		-
Teaching Assistants			-		-
Other Assistants			-		-
Student Employment			-		-
Interinstitutional/Related Agencies	5	5	9.9	-	-
Retired University Employees	3	3	7.9	3	2.7
Children of Deceased Employees	2	2	11.4	2	2.7
Contract/Training Grants			-		-
Other**			-		-
SUBTOTAL	850	850	4,458.3	47	50.4

Unduplicated Summary Tuition and/or Fees	Number of Recipients	Total Value of Waivers
Mandatory Waiver Category Total***	479	\$ 3,499.9
Discretionary Waiver Category Total***	850	\$ 4,508.7
Total count of Waivers****	1,329	\$ 8,008.7

* Illinois Veterans Grants, Illinois National Guard Grants, and POW/MIA Scholarships. Includes only the waived portion of these grants.

** Other waiver categories must be approved by the Board of Higher Education prior to reporting.

*** Each recipient is only counted once in each category even if they receive multiple waivers in the same category. The totals only count the recipient one time so these numbers may not total.

Recipients are only counted once in the number of recipients for total waivers. The sum of mandatory waiver and discretionary waiver recipients

**** may not equal the total waivers reported.

TABLE B-18
FISCAL YEAR 2025
GRADUATE TUITION AND FEE WAIVERS

Northern Illinois University

Note: Recipients are represented once for each waiver program

Rounding may cause some small variances in total values

(in thousands of dollars)	Number of Recipients (unduplicated)	Tuition Waived		Fees Waived	
		Number of Recipients (unduplicated)	Value of Waivers	Number of Recipients (unduplicated)	Value of Waivers
<u>MANDATORY WAIVERS CATEGORY</u>					
Teacher Special Education	17	17	193.9		
General Assembly			-		
ROTC	2	2	35.0		
DCFS	4	4	63.1		
Children of Employees	-	-	-		
Senior Citizens	3	3	3.7		
Honorary Scholarships			-		
Veterans Grants & Scholarships*	99	92	699.4	18	200.2
Other**			-		
SUBTOTAL	125	118	995.0	18	200.2
<u>DISCRETIONARY WAIVERS CATEGORY</u>					
Faculty/Administrators	63	63	320.2		
Civil Service	97	97	618.7		
Academic/Other Talent	272	272	2,436.0		
Athletic	-	-	-		
Gender Equity in Intercollegiate Athletics	-	-	-		
Foreign Exchange Students			-		
Out-of-State Students			-		
Foreign Students	12	12	121.5		
Student Need-Financial Aid			-		
Student Need-Special Programs	8	8	46.5		
Cooperating Professionals	268	268	720.8		
Research Assistants	381	381	2,080.2		
Teaching Assistants	620	620	3,820.7		
Other Assistants	141	141	933.2		
Student Employment			-		
Interinstitutional/Related Agencies	42	42	145.0		
Retired University Employees	6	6	36.6		
Children of Deceased Employees	-		-		
Contract/Training Grants	56	56	508.1		
All Other (Fellowships)**	8	8	27.3		
SUBTOTAL	1,974	1,974	11,814.9	-	-

Unduplicated Summary Tuition and/or Fees	Number of Recipients	Total Value of Waivers
Mandatory Waiver Category Total***	125	\$ 1,195.2
Discretionary Waiver Category Total***	1,974	\$ 11,814.9
Total count of Waivers****	2,099	\$ 13,010.1

* Illinois Veterans Grants, Illinois National Guard Grants, and POW/MIA Scholarships. Includes only the waived portion of these grants.

** Other waiver categories must be approved by the Board of Higher Education prior to reporting.

*** Each recipient is only counted once in each category even if they receive multiple waivers in the same category. The totals only count the recipient one time so these numbers may not total.

Recipients are only counted once in the number of recipients for total waivers. The sum of mandatory waiver and discretionary waiver recipients

**** may not equal the total waivers reported.

TABLE B-19
FISCAL YEAR 2025
TOTAL TUITION AND FEE WAIVERS

Southern Illinois University Carbondale

Note: Recipients are represented once for each waiver program

Rounding may cause some small variances in total values

(in thousands of dollars)	Number of Recipients (unduplicated)	Tuition Waived		Fees Waived	
		Number of Recipients (unduplicated)	Value of Waivers	Number of Recipients (unduplicated)	Value of Waivers
<u>MANDATORY WAIVERS CATEGORY</u>					
Teacher Special Education	16	16	135.2	13	47.8
General Assembly	-	-	-	-	-
ROTC	45	45	328.8	-	-
DCFS	63	63	363.8	31	69.3
Children of Employees	229	229	789.4	-	-
Senior Citizens	5	5	25.0	-	-
Honorary Scholarships	-	-	-	-	-
Veterans Grants & Scholarships*	439	439	2,093.5	311	315.1
Other**	-	-	-	-	-
SUBTOTAL	797	797	3,735.7	355	432.2
<u>DISCRETIONARY WAIVERS CATEGORY</u>					
Faculty/Administrators	145	145	597.9	130	176.7
Civil Service	202	200	926.7	188	270.2
Academic/Other Talent	511	511	1,761.8	-	-
Athletic	163	163	1,152.2	-	-
Gender Equity in Intercollegiate Athletics	108	108	812.9	-	-
Foreign Exchange Students	5	5	38.2	-	-
Out-of-State Students	-	-	-	-	-
Foreign Students	-	-	-	-	-
Student Need-Financial Aid	444	444	702.1	-	-
Student Need-Special Programs	-	-	-	-	-
Cooperating Professionals	44	44	124.1	39	33.0
Research Assistants	513	513	5,856.1	-	-
Teaching Assistants	700	700	9,051.1	-	-
Other Assistants	124	124	1,357.0	-	-
Student Employment	-	-	-	-	-
Interinstitutional/Related Agencies	86	81	385.1	79	70.4
Retired University Employees	5	5	8.1	-	-
Children of Deceased Employees	1	1	7.5	-	-
Contract/Training Grants	28	28	247.5	-	-
All Other (Fellowships)**	82	82	648.6	-	-
SUBTOTAL	2,896	2,896	23,676.9	435	550.3

Unduplicated Summary Tuition and/or Fees	Number of Recipients	Total Value of Waivers
Mandatory Waiver Category Total***	797	\$ 4,167.9
Discretionary Waiver Category Total***	2,896	\$ 24,227.2
Total Count of Waivers****	3,640	\$ 28,395.1

* Illinois Veterans Grants, Illinois National Guard Grants, and POW/MIA Scholarships. Includes only the waived portion of these grants.

** Other waiver categories must be approved by the Board of Higher Education prior to reporting.

*** Each recipient is only counted once in each category even if they receive multiple waivers in the same category. The totals only count the recipient one time so these numbers may not total.

Recipients are only counted once in the number of recipients for total waivers. The sum of mandatory waiver and discretionary waiver recipients

**** may not equal the total waivers reported.

**TABLE B-20
FISCAL YEAR 2025**

UNDERGRADUATE TUITION AND FEE WAIVERS

Southern Illinois University Carbondale

Note: Recipients are represented once for each waiver program

Rounding may cause some small variances in total values

(in thousands of dollars)	Number of Recipients (unduplicated)	Tuition Waived		Fees Waived	
		Number of Recipients (unduplicated)	Value of Waivers	Number of Recipients (unduplicated)	Value of Waivers
<u>MANDATORY WAIVERS CATEGORY</u>					
Teacher Special Education	10	10	67.6	7	29.4
General Assembly	-	-	-	-	-
ROTC	45	45	328.8	-	-
DCFS	59	59	315.0	27	61.0
Children of Employees	228	228	783.6	-	-
Senior Citizens	3	3	11.9	-	-
Honorary Scholarships	-	-	-	-	-
Veterans Grants & Scholarships*	331	331	1,556.2	236	250.3
Other**	-	-	-	-	-
SUBTOTAL	676	676	3,063.1	270	340.7
<u>DISCRETIONARY WAIVERS CATEGORY</u>					
Faculty/Administrators	26	26	90.7	25	34.4
Civil Service	105	104	430.4	104	139.3
Academic/Other Talent	417	417	1,199.3	-	-
Athletic	147	147	1,023.3	-	-
Gender Equity in Intercollegiate Athletics	102	102	735.9	-	-
Foreign Exchange Students	5	5	38.2	-	-
Out-of-State Students	-	-	-	-	-
Foreign Students	-	-	-	-	-
Student Need-Financial Aid	444	444	702.1	-	-
Student Need-Special Programs	-	-	-	-	-
Cooperating Professionals	3	3	3.9	3	1.0
Research Assistants	-	-	-	-	-
Teaching Assistants	-	-	-	-	-
Other Assistants	-	-	-	-	-
Student Employment	-	-	-	-	-
Interinstitutional/Related Agencies	38	34	122.8	35	31.8
Retired University Employees	3	3	5.8	-	-
Children of Deceased Employees	1	1	7.5	-	-
Contract/Training Grants	8	8	7.7	-	-
Other**	-	-	-	-	-
SUBTOTAL	1,255	1,255	4,367.6	166	206.5

Unduplicated Summary Tuition and/or Fees	Number of Recipients	Total Value of Waivers
Mandatory Waiver Category Total***	676	\$ 3,403.8
Discretionary Waiver Category Total***	1,255	\$ 4,574.1
Total Count of Waivers****	1,886	\$ 7,977.9

* Illinois Veterans Grants, Illinois National Guard Grants, and POW/MIA Scholarships. Includes only the waived portion of these grants.

** Other waiver categories must be approved by the Board of Higher Education prior to reporting.

*** Each recipient is only counted once in each category even if they receive multiple waivers in the same category. The totals only count the recipient one time so these numbers may not total.

Recipients are only counted once in the number of recipients for total waivers. The sum of mandatory waiver and discretionary waiver recipients

**** may not equal the total waivers reported.

TABLE B-21
FISCAL YEAR 2025
GRADUATE TUITION AND FEE WAIVERS

Southern Illinois University Carbondale

Note: Recipients are represented once for each waiver program

Rounding may cause some small variances in total values

(in thousands of dollars)	Number of Recipients (unduplicated)	Tuition Waived		Fees Waived	
		Number of Recipients (unduplicated)	Value of Waivers	Number of Recipients (unduplicated)	Value of Waivers
<u>MANDATORY WAIVERS CATEGORY</u>					
Teacher Special Education	6	6	67.6	6	18.4
General Assembly	-	-	-	-	-
ROTC	-	-	-	-	-
DCFS	4	4	48.8	4	8.3
Children of Employees	1	1	5.8	-	-
Senior Citizens	2	2	13.1	-	-
Honorary Scholarships	-	-	-	-	-
Veterans Grants & Scholarships*	108	108	537.3	75	64.8
Other**					
SUBTOTAL	121	121	672.6	85	91.5
<u>DISCRETIONARY WAIVERS CATEGORY</u>					
Faculty/Administrators	119	119	507.2	105	142.3
Civil Service	97	96	496.3	84	130.9
Academic/Other Talent	94	94	562.5	-	-
Athletic	16	16	128.9	-	-
Gender Equity in Intercollegiate Athletics	6	6	77.0	-	-
Foreign Exchange Students	-	-	-	-	-
Out-of-State Students	-	-	-	-	-
Foreign Students	-	-	-	-	-
Student Need-Financial Aid	-	-	-	-	-
Student Need-Special Programs	-	-	-	-	-
Cooperating Professionals	41	41	120.2	36	32.0
Research Assistants	513	513	5,856.1	-	-
Teaching Assistants	700	700	9,051.1	-	-
Other Assistants	124	124	1,357.0	-	-
Student Employment	-	-	-	-	-
Interinstitutional/Related Agencies	48	47	262.3	44	38.6
Retired University Employees	2	2	2.3	-	-
Children of Deceased Employees	-	-	-	-	-
Contract/Training Grants	20	20	239.8	-	-
All Other (Fellowships)**	82	82	648.6	-	-
SUBTOTAL	1,641	1,641	19,309.3	269	343.8

Unduplicated Summary Tuition and/or Fees	Number of Recipients	Total Value of Waivers
Mandatory Waiver Category Total***	121	\$ 764.1
Discretionary Waiver Category Total***	1,641	\$ 19,653.1
Total Count of Waivers****	1,754	\$ 20,417.2

* Illinois Veterans Grants, Illinois National Guard Grants, and POW/MIA Scholarships. Includes only the waived portion of these grants.

** Other waiver categories must be approved by the Board of Higher Education prior to reporting.

*** Each recipient is only counted once in each category even if they receive multiple waivers in the same category. The totals only count the recipient one time so these numbers may not total.

Recipients are only counted once in the number of recipients for total waivers. The sum of mandatory waiver and discretionary waiver recipients

**** may not equal the total waivers reported.

TABLE B-22
FISCAL YEAR 2025
TOTAL TUITION AND FEE WAIVERS

Southern Illinois University Edwardsville

Note: Recipients are represented once for each waiver program

Rounding may cause some small variances in total values

(in thousands of dollars)	Number of Recipients (unduplicated)	Tuition Waived		Fees Waived	
		Number of Recipients (unduplicated)	Value of Waivers	Number of Recipients (unduplicated)	Value of Waivers
<u>MANDATORY WAIVERS CATEGORY</u>					
Teacher Special Education	23	23	194.3	23	66.9
General Assembly	-	-	-	-	-
ROTC	55	55	590.6	-	-
DCFS	43	43	304.0	-	-
Children of Employees	156	156	645.8	-	-
Senior Citizens	-	-	-	-	-
Honorary Scholarships	-	-	-	-	-
Veterans Grants & Scholarships*	458	458	1,904.9	272	528.0
Other**	-	-	-	-	-
SUBTOTAL	735	735	3,639.6	295	594.9
<u>DISCRETIONARY WAIVERS CATEGORY</u>					
Faculty/Administrators	56	56	221.5	-	-
Civil Service	72	72	262.5	-	-
Academic/Other Talent	1,770	1,770	7,391.1	3	3.3
Athletic	136	136	945.8	-	-
Gender Equity in Intercollegiate Athletics	125	125	958.9	-	-
Foreign Exchange Students	-	-	-	-	-
Out-of-State Students	-	-	-	-	-
Foreign Students	-	-	-	-	-
Student Need-Financial Aid	90	90	391.4	-	-
Student Need-Special Programs	134	134	718.3	-	-
Cooperating Professionals	207	207	350.9	-	-
Research Assistants	173	173	905.7	-	-
Teaching Assistants	377	377	2,243.0	-	-
Other Assistants	121	121	737.9	-	-
Student Employment	-	-	-	-	-
Interinstitutional/Related Agencies	82	82	368.6	-	-
Retired University Employees	-	-	-	-	-
Children of Deceased Employees	-	-	-	-	-
Contract/Training Grants	-	-	-	-	-
Other**	69	3	14.2	66	113.8
SUBTOTAL	3,412	3,346	15,509.8	69	117.1

Unduplicated Summary Tuition and/or Fees	Number of Recipients	Total Value of Waivers
Mandatory Waiver Category Total***	735	\$ 4,234.5
Discretionary Waiver Category Total***	3,412	\$ 15,626.9
Total Count of Waivers****	4,147	\$ 19,861.4

* Illinois Veterans Grants, Illinois National Guard Grants, and POW/MIA Scholarships. Includes only the waived portion of these grants.

** Other waiver categories must be approved by the Board of Higher Education prior to reporting.

*** Each recipient is only counted once in each category even if they receive multiple waivers in the same category. The totals only count the recipient one time so these numbers may not total.

Recipients are only counted once in the number of recipients for total waivers. The sum of mandatory waiver and discretionary waiver recipients

**** may not equal the total waivers reported.

TABLE B-23
FISCAL YEAR 2025

UNDERGRADUATE TUITION AND FEE WAIVERS

Southern Illinois University Edwardsville

Note: Recipients are represented once for each waiver program

Rounding may cause some small variances in total values

(in thousands of dollars)	Number of Recipients (unduplicated)	Tuition Waived		Fees Waived	
		Number of Recipients (unduplicated)	Value of Waivers	Number of Recipients (unduplicated)	Value of Waivers
<u>MANDATORY WAIVERS CATEGORY</u>					
Teacher Special Education	16	16	142.9	16	51.0
General Assembly	-	-	-	-	-
ROTC	55	55	590.6	-	-
DCFS	41	41	284.2	-	-
Children of Employees	156	156	645.8	-	-
Senior Citizens	-	-	-	-	-
Honorary Scholarships	-	-	-	-	-
Veterans Grants & Scholarships*	357	357	1,385.3	191	423.6
Other**	-	-	-	-	-
SUBTOTAL	625	625	3,048.8	207	474.6
<u>DISCRETIONARY WAIVERS CATEGORY</u>					
Faculty/Administrators	10	10	22.1	-	-
Civil Service	37	37	126.8	-	-
Academic/Other Talent	1,729	1,729	7,006.2	-	-
Athletic	115	115	837.0	-	-
Gender Equity in Intercollegiate Athletics	112	112	842.8	-	-
Foreign Exchange Students	-	-	-	-	-
Out-of-State Students	-	-	-	-	-
Foreign Students	-	-	-	-	-
Student Need-Financial Aid	90	90	391.4	-	-
Student Need-Special Programs	124	124	655.7	-	-
Cooperating Professionals	10	10	6.4	-	-
Research Assistants	1	1	8.9	-	-
Teaching Assistants	5	5	23.3	-	-
Other Assistants	-	-	-	-	-
Student Employment	-	-	-	-	-
Interinstitutional/Related Agencies	17	17	58.3	-	-
Retired University Employees	-	-	-	-	-
Children of Deceased Employees	-	-	-	-	-
Contract/Training Grants	-	-	-	-	-
Other**	38	3	14.2	35	69.6
SUBTOTAL	2,288	2,253	9,993.1	35	69.6

Unduplicated Summary Tuition and/or Fees	Number of Recipients	Total Value of Waivers
Mandatory Waiver Category Total***	625	\$ 3,523.4
Discretionary Waiver Category Total***	2,288	\$ 10,062.7
Total Count of Waivers****	2,913	\$ 13,586.1

* Illinois Veterans Grants, Illinois National Guard Grants, and POW/MIA Scholarships. Includes only the waived portion of these grants.

** Other waiver categories must be approved by the Board of Higher Education prior to reporting.

*** Each recipient is only counted once in each category even if they receive multiple waivers in the same category. The totals only count the recipient one time so these numbers may not total.

Recipients are only counted once in the number of recipients for total waivers. The sum of mandatory waiver and discretionary waiver recipients

**** may not equal the total waivers reported.

TABLE B-24
FISCAL YEAR 2025
GRADUATE TUITION AND FEE WAIVERS

Southern Illinois University Edwardsville

Note: Recipients are represented once for each waiver program

Rounding may cause some small variances in total values

(in thousands of dollars)	Number of Recipients (unduplicated)	Tuition Waived		Fees Waived	
		Number of Recipients (unduplicated)	Value of Waivers	Number of Recipients (unduplicated)	Value of Waivers
<u>MANDATORY WAIVERS CATEGORY</u>					
Teacher Special Education	7	7	51.4	7	15.9
General Assembly	-	-	-	-	-
ROTC	-	-	-	-	-
DCFS	2	2	19.8	-	-
Children of Employees	-	-	-	-	-
Senior Citizens	-	-	-	-	-
Honorary Scholarships	-	-	-	-	-
Veterans Grants & Scholarships*	101	101	519.6	81	104.4
Other**	-	-	-	-	-
SUBTOTAL	110	110	590.8	88	120.3
<u>DISCRETIONARY WAIVERS CATEGORY</u>					
Faculty/Administrators	46	46	199.4	-	-
Civil Service	35	35	135.7	-	-
Academic/Other Talent	41	41	384.9	3	3.3
Athletic	21	21	108.8	-	-
Gender Equity in Intercollegiate Athletics	13	13	116.1	-	-
Foreign Exchange Students	-	-	-	-	-
Out-of-State Students	-	-	-	-	-
Foreign Students	-	-	-	-	-
Student Need-Financial Aid	-	-	-	-	-
Student Need-Special Programs	10	10	62.6	-	-
Cooperating Professionals	197	197	344.5	-	-
Research Assistants	172	172	896.8	-	-
Teaching Assistants	372	372	2,219.7	-	-
Other Assistants	121	121	737.9	-	-
Student Employment	-	-	-	-	-
Interinstitutional/Related Agencies	65	65	310.3	-	-
Retired University Employees	-	-	-	-	-
Children of Deceased Employees	-	-	-	-	-
Contract/Training Grants	-	-	-	-	-
Other**	31	-	-	31	44.2
SUBTOTAL	1,124	1,093	5,516.7	34	47.5

Unduplicated Summary Tuition and/or Fees	Number of Recipients	Total Value of Waivers
Mandatory Waiver Category Total***	110	\$ 711.1
Discretionary Waiver Category Total***	1,124	\$ 5,564.2
Total Count of Waivers****	1,234	\$ 6,275.3

* Illinois Veterans Grants, Illinois National Guard Grants, and POW/MIA Scholarships. Includes only the waived portion of these grants.

** Other waiver categories must be approved by the Board of Higher Education prior to reporting.

*** Each recipient is only counted once in each category even if they receive multiple waivers in the same category. The totals only count the recipient one time so these numbers may not total.

Recipients are only counted once in the number of recipients for total waivers. The sum of mandatory waiver and discretionary waiver recipients

**** may not equal the total waivers reported.

TABLE B-25
FISCAL YEAR 2025
GRADUATE TUITION AND FEE WAIVERS

SIU SCHOOL OF MEDICINE

Note: Recipients are represented once for each waiver program

Rounding may cause some small variances in total values

(in thousands of dollars)	Number of Recipients (unduplicated)	Tuition Waived		Fees Waived	
		Number of Recipients (unduplicated)	Value of Waivers	Number of Recipients (unduplicated)	Value of Waivers
<u>MANDATORY WAIVERS CATEGORY</u>					
Teacher Special Education					
General Assembly					
ROTC					
DCFS					
Children of Employees					
Senior Citizens					
Honorary Scholarships					
Veterans Grants & Scholarships*	4	4	40.0	3	3.0
Other**					
SUBTOTAL	4	4	40.0	3	3.0
<u>DISCRETIONARY WAIVERS CATEGORY</u>					
Faculty/Administrators					
Civil Service					
Academic/Other Talent					
Athletic					
Gender Equity in Intercollegiate Athletics					
Foreign Exchange Students					
Out-of-State Students					
Foreign Students					
Student Need-Financial Aid	21	21	384.0	-	-
Student Need-Special Programs					
Cooperating Professionals					
Research Assistants					
Teaching Assistants					
Other Assistants					
Student Employment					
Interinstitutional/Related Agencies					
Retired University Employees					
Children of Deceased Employees					
Contract/Training Grants					
Other**					
SUBTOTAL	21	21	384.0	-	-

Unduplicated Summary Tuition and/or Fees	Number of Recipients	Total Value of Waivers
Mandatory Waiver Category Total***	4	\$ 43.0
Discretionary Waiver Category Total***	21	\$ 384.0
Total Count of Waivers****	25	\$ 427.0

* Illinois Veterans Grants, Illinois National Guard Grants, and POW/MIA Scholarships. Includes only the waived portion of these grants.

** Other waiver categories must be approved by the Board of Higher Education prior to reporting.

*** Each recipient is only counted once in each category even if they receive multiple waivers in the same category. The totals only count the recipient one time so these numbers may not total.

Recipients are only counted once in the number of recipients for total waivers. The sum of mandatory waiver and discretionary waiver recipients may not equal the total waivers reported.

TABLE B-26
FISCAL YEAR 2025
TOTAL TUITION AND FEE WAIVERS

University of Illinois at Chicago

Note: Recipients are represented once for each waiver program

Rounding may cause some small variances in total values

(in thousands of dollars)	Number of Recipients (unduplicated)	Tuition Waived		Fees Waived	
		Number of Recipients (unduplicated)	Value of Waivers	Number of Recipients (unduplicated)	Value of Waivers
<u>MANDATORY WAIVERS CATEGORY</u>					
Teacher Special Education	21	21	179.1	21	58.8
General Assembly	-	-	-	-	-
ROTC	57	57	535.8	-	-
DCFS	37	37	291.9	37	121.0
Children of Employees	248	248	1,479.7	-	-
Senior Citizens	4	4	43.5	-	-
Honorary Scholarships	31	31	455.1	-	-
Veterans Grants & Scholarships*	280	279	2,622.4	158	279.6
Other**	-	-	-	-	-
SUBTOTAL	676	676	5,607.5	217	459.3
<u>DISCRETIONARY WAIVERS CATEGORY</u>					
Faculty/Administrators	363	363	3,470.2	362	816.3
Civil Service	375	368	3,798.0	375	929.9
Academic/Other Talent	1,727	1,725	20,172.8	625	947.0
Athletic	151	151	2,081.6	-	-
Gender Equity in Intercollegiate Athletics	36	36	600.0	-	-
Foreign Exchange Students	-	-	-	-	-
Out-of-State Students	48	48	650.5	-	-
Foreign Students	1,267	-	-	1,267	155.9
Student Need-Financial Aid	10	10	20.0	-	-
Student Need-Special Programs	41	41	88.2	-	-
Cooperating Professionals	53	53	302.2	53	24.0
Research Assistants	1,196	1,196	20,403.1	1,196	2,771.2
Teaching Assistants	1,360	1,343	22,150.6	1,360	3,079.2
Other Assistants	1,025	414	6,014.8	1,025	1,048.5
Student Employment	-	-	-	-	-
Interinstitutional/Related Agencies	10	10	78.6	10	21.5
Retired University Employees	10	10	56.8	9	14.6
Children of Deceased Employees	-	-	-	-	-
Contract/Training Grants	-	-	-	-	-
Other**	-	-	-	-	-
SUBTOTAL	5,195	5,195	79,887.4	3,935	9,808.0

Unduplicated Summary Tuition and/or Fees	Number of Recipients	Total Value of Waivers
Mandatory Waiver Category Total***	676	\$ 6,066.8
Discretionary Waiver Category Total***	5,195	\$ 89,695.4
Total Count of Waivers****	5,857	\$ 95,762.2

* Illinois Veterans Grants, Illinois National Guard Grants, and POW/MIA Scholarships. Includes only the waived portion of these grants.

** Other waiver categories must be approved by the Board of Higher Education prior to reporting.

*** Each recipient is only counted once in each category even if they receive multiple waivers in the same category. The totals only count the recipient one time so these numbers may not total.

Recipients are only counted once in the number of recipients for total waivers. The sum of mandatory waiver and discretionary waiver recipients

**** may not equal the total waivers reported.

TABLE B-27
FISCAL YEAR 2025
UNDERGRADUATE TUITION AND FEE WAIVERS

University of Illinois at Chicago

Note: Recipients are represented once for each waiver program

Rounding may cause some small variances in total values

(in thousands of dollars)	Number of Recipients (unduplicated)	Tuition Waived		Fees Waived	
		Number of Recipients (unduplicated)	Value of Waivers	Number of Recipients (unduplicated)	Value of Waivers
<u>MANDATORY WAIVERS CATEGORY</u>					
Teacher Special Education					
General Assembly					
ROTC	55	55	527.6	-	-
DCFS	36	36	269.8	36	117.9
Children of Employees	248	248	1,479.7	-	-
Senior Citizens	3	3	25.5	-	-
Honorary Scholarships	21	21	251.5	-	-
Veterans Grants & Scholarships*	186	186	1,445.7	88	153.3
Other**	-	-	-	-	-
SUBTOTAL	548	548	3,999.7	124	271.1
<u>DISCRETIONARY WAIVERS CATEGORY</u>					
Faculty/Administrators	2	2	14.7	2	3.7
Civil Service	62	61	319.9	62	135.0
Academic/Other Talent	1,009	1,009	7,166.9	-	-
Athletic	144	144	1,991.8	-	-
Gender Equity in Intercollegiate Athletics	36	36	600.0	-	-
Foreign Exchange Students	-	-	-	-	-
Out-of-State Students	48	48	650.5	-	-
Foreign Students	-	-	-	-	-
Student Need-Financial Aid	10	10	20.0	-	-
Student Need-Special Programs	41	41	88.2	-	-
Cooperating Professionals	-	-	-	-	-
Research Assistants	-	-	-	-	-
Teaching Assistants	-	-	-	-	-
Other Assistants	-	-	-	-	-
Student Employment	-	-	-	-	-
Interinstitutional/Related Agencies	-	-	-	-	-
Retired University Employees	1	1	1.9	1	1.1
Children of Deceased Employees					-
Contract/Training Grants	-		-	-	-
All Other**	-	-	-	-	-
SUBTOTAL	1,287	1,287	10,854.0	65	139.7

Unduplicated Summary Tuition and/or Fees	Number of Recipients	Total Value of Waivers
Mandatory Waiver Category Total***	548	\$ 4,270.8
Discretionary Waiver Category Total***	1,287	\$ 10,993.7
Total Count of Waivers****	1,823	\$ 15,264.5

* Illinois Veterans Grants, Illinois National Guard Grants, and POW/MIA Scholarships. Includes only the waived portion of these grants.

** Other waiver categories must be approved by the Board of Higher Education prior to reporting.

*** Each recipient is only counted once in each category even if they receive multiple waivers in the same category. The totals only count the recipient one time so these numbers may not total.

Recipients are only counted once in the number of recipients for total waivers. The sum of mandatory waiver and discretionary waiver recipients

**** may not equal the total waivers reported.

TABLE B-28
FISCAL YEAR 2025
GRADUATE TUITION AND FEE WAIVERS

University of Illinois at Chicago

Note: Recipients are represented once for each waiver program

Rounding may cause some small variances in total values

(in thousands of dollars)	Number of Recipients (unduplicated)	Tuition Waived		Fees Waived	
		Number of Recipients (unduplicated)	Value of Waivers	Number of Recipients (unduplicated)	Value of Waivers
<u>MANDATORY WAIVERS CATEGORY</u>					
Teacher Special Education	21	21	179.1	21	58.8
General Assembly	-	-	-	-	-
ROTC	2	2	8.2	-	-
DCFS	1	1	22.2	1	3.2
Children of Employees	-	-	-	-	-
Senior Citizens	1	1	18.0	-	-
Honorary Scholarships	10	10	203.5	-	-
Veterans Grants & Scholarships*	94	93	1,176.7	70	126.3
Other**	-	-	-	-	-
SUBTOTAL	128	128	1,607.8	93	188.2
<u>DISCRETIONARY WAIVERS CATEGORY</u>					
Faculty/Administrators	361	361	3,455.5	360	812.6
Civil Service	313	307	3,478.0	313	794.9
Academic/Other Talent	718	716	13,005.9	625	947.0
Athletic	7	7	89.8	-	-
Gender Equity in Intercollegiate Athletics	-	-	-	-	-
Foreign Exchange Students	-	-	-	-	-
Out-of-State Students	-	-	-	-	-
Foreign Students	1,267	-	-	1,267	155.9
Student Need-Financial Aid	-	-	-	-	-
Student Need-Special Programs	-	-	-	-	-
Cooperating Professionals	53	53	302.2	53	24.0
Research Assistants	1,196	1,196	20,403.1	1,196	2,771.2
Teaching Assistants	1,360	1,343	22,150.6	1,360	3,079.2
Other Assistants	1,025	414	6,014.8	1,025	1,048.5
Student Employment	-	-	-	-	-
Interinstitutional/Related Agencies	10	10	78.6	10	21.5
Retired University Employees	9	9	54.9	8	13.5
Children of Deceased Employees	-	-	-	-	-
Contract/Training Grants	-	-	-	-	-
Other**	-	-	-	-	-
SUBTOTAL	3,908	3,908	69,033.4	3,870	9,668.3

Unduplicated Summary Tuition and/or Fees	Number of Recipients	Total Value of Waivers
Mandatory Waiver Category Total***	128	\$ 1,796.0
Discretionary Waiver Category Total***	3,908	\$ 78,701.7
Total Count of Waivers****	4,034	\$ 80,497.7

* Illinois Veterans Grants, Illinois National Guard Grants, and POW/MIA Scholarships. Includes only the waived portion of these grants.

** Other waiver categories must be approved by the Board of Higher Education prior to reporting.

*** Each recipient is only counted once in each category even if they receive multiple waivers in the same category. The totals only count the recipient one time so these numbers may not total.

Recipients are only counted once in the number of recipients for total waivers. The sum of mandatory waiver and discretionary waiver recipients

**** may not equal the total waivers reported.

TABLE B-29
FISCAL YEAR 2025
TOTAL TUITION AND FEE WAIVERS

University of Illinois at Springfield

Note: Recipients are represented once for each waiver program

Rounding may cause some small variances in total values

(in thousands of dollars)	Number of Recipients (unduplicated)	Tuition Waived		Fees Waived	
		Number of Recipients (unduplicated)	Value of Waivers	Number of Recipients (unduplicated)	Value of Waivers
<u>MANDATORY WAIVERS CATEGORY</u>					
Teacher Special Education	1	1	5.5	1	1.3
General Assembly	-	-	-	-	-
ROTC	-	-	-	-	-
DCFS	20	20	112.8	16	43.9
Children of Employees	34	34	167.0	-	-
Senior Citizens	-	-	-	-	-
Honorary Scholarships	45	45	337.3	-	-
Veterans Grants & Scholarships*	246	246	923.6	246	226.7
Other (Teacher of the Year)**	1	1	3.3	1	0.7
SUBTOTAL	346	346	1,549.4	263	272.5
<u>DISCRETIONARY WAIVERS CATEGORY</u>					
Faculty/Administrators	55	55	228.4	55	80.8
Civil Service	117	117	397.9	117	140.6
Academic/Other Talent	49	49	109.3	-	-
Athletic	-	-	-	-	-
Gender Equity in Intercollegiate Athletics	14	14	93.0	-	-
Foreign Exchange Students	7	7	98.2	7	16.1
Out-of-State Students	-	-	-	-	-
Foreign Students	-	-	-	-	-
Student Need-Financial Aid	112	112	76.0	-	-
Student Need-Special Programs	39	39	42.7	39	21.5
Cooperating Professionals	5	5	8.5	5	0.5
Research Assistants	4	4	51.6	4	3.1
Teaching Assistants	8	8	77.1	8	6.2
Other Assistants	134	134	910.0	58	40.7
Student Employment	-	-	-	-	-
Interinstitutional/Related Agencies	25	25	78.0	-	-
Retired University Employees	4	4	4.9	4	1.4
Children of Deceased Employees	-	-	-	-	-
Contract/Training Grants	-	-	-	-	-
All Other (Dual Credit Waiver)**	-	-	-	-	-
SUBTOTAL	570	570	2,175.7	294	310.9

Unduplicated Summary Tuition and/or Fees	Number of Recipients	Total Value of Waivers
Mandatory Waiver Category Total***	346	\$ 1,821.9
Discretionary Waiver Category Total***	570	\$ 2,486.6
Total Count of Waivers****	843	\$ 4,308.5

* Illinois Veterans Grants, Illinois National Guard Grants, and POW/MIA Scholarships. Includes only the waived portion of these grants.

** Other waiver categories must be approved by the Board of Higher Education prior to reporting.

*** Each recipient is only counted once in each category even if they receive multiple waivers in the same category. The totals only count the recipient one time so these numbers may not total.

Recipients are only counted once in the number of recipients for total waivers. The sum of mandatory waiver and discretionary waiver recipients

**** may not equal the total waivers reported.

TABLE B-30
FISCAL YEAR 2025
UNDERGRADUATE TUITION AND FEE WAIVERS

University of Illinois at Springfield

Note: Recipients are represented once for each waiver program

Rounding may cause some small variances in total values

(in thousands of dollars)	Number of Recipients (unduplicated)	Tuition Waived		Fees Waived	
		Number of Recipients (unduplicated)	Value of Waivers	Number of Recipients (unduplicated)	Value of Waivers
<u>MANDATORY WAIVERS CATEGORY</u>					
Teacher Special Education	-				
General Assembly					
ROTC					
DCFS	17	17	85.3	14	39.9
Children of Employees	34	34	167.0		
Senior Citizens					
Honorary Scholarships	36	36	293.8		
Veterans Grants & Scholarships*	129	129	590.8	129	138.3
Other**					
SUBTOTAL	215	215	1,136.8	142	178.2
<u>DISCRETIONARY WAIVERS CATEGORY</u>					
Faculty/Administrators	1	1	7.2	1	1.8
Civil Service	57	57	202.6	57	79.2
Academic/Other Talent	9	9	54.6		
Athletic					
Gender Equity in Intercollegiate Athletics	14	14	93.0		
Foreign Exchange Students	7	7	98.2	7	16.1
Out-of-State Students					
Foreign Students					
Student Need-Financial Aid	77	77	69.3		
Student Need-Special Programs	39	39	42.7	39	21.5
Cooperating Professionals					
Research Assistants					
Teaching Assistants					
Other Assistants					
Student Employment					
Interinstitutional/Related Agencies	11	11	39.9		
Retired University Employees	1	1	2.1	1	0.5
Children of Deceased Employees					
Contract/Training Grants					
All Other (Dual Credit Waiver)**					
SUBTOTAL	216	216	609.5	105	119.1

Unduplicated Summary Tuition and/or Fees	Number of Recipients	Total Value of Waivers
Mandatory Waiver Category Total***	215	\$ 1,315.0
Discretionary Waiver Category Total***	216	\$ 728.6
Total Count of Waivers****	392	\$ 2,043.6

* Illinois Veterans Grants, Illinois National Guard Grants, and POW/MIA Scholarships. Includes only the waived portion of these grants.

** Other waiver categories must be approved by the Board of Higher Education prior to reporting.

*** Each recipient is only counted once in each category even if they receive multiple waivers in the same category. The totals only count the recipient one time so these numbers may not total.

Recipients are only counted once in the number of recipients for total waivers. The sum of mandatory waiver and discretionary waiver recipients

**** may not equal the total waivers reported.

TABLE B-31
FISCAL YEAR 2025
GRADUATE TUITION AND FEE WAIVERS

University of Illinois at Springfield

Note: Recipients are represented once for each waiver program

Rounding may cause some small variances in total values

(in thousands of dollars)	Number of Recipients (unduplicated)	Tuition Waived		Fees Waived	
		Number of Recipients (unduplicated)	Value of Waivers	Number of Recipients (unduplicated)	Value of Waivers
<u>MANDATORY WAIVERS CATEGORY</u>					
Teacher Special Education	1	1	5.5	1	1.3
General Assembly					
ROTC					
DCFS	3	3	27.5	2	4.0
Children of Employees					
Senior Citizens					
Honorary Scholarships	9	9	43.5		
Veterans Grants & Scholarships*	117	117	332.9	117	88.4
Other (Teacher of the Year)**	1	1	3.3	1	0.7
SUBTOTAL	131	131	412.6	121	94.3
<u>DISCRETIONARY WAIVERS CATEGORY</u>					
Faculty/Administrators	54	54	221.2	54	78.9
Civil Service	60	60	195.3	60	61.4
Academic/Other Talent	40	40	54.8		
Athletic					
Gender Equity in Intercollegiate Athletics					
Foreign Exchange Students					
Out-of-State Students					
Foreign Students					
Student Need-Financial Aid	35	35	6.7		
Student Need-Special Programs					
Cooperating Professionals	5	5	8.5	5	0.5
Research Assistants	4	4	51.6	4	3.1
Teaching Assistants	8	8	77.1	8	6.2
Other Assistants	134	134	910.0	58	40.7
Student Employment					
Interinstitutional/Related Agencies	14	14	38.1		
Retired University Employees	3	3	2.8	3	0.9
Children of Deceased Employees					
Contract/Training Grants					
Other**			-	-	-
SUBTOTAL	354	354	1,566.2	189	191.8

Unduplicated Summary Tuition and/or Fees	Number of Recipients	Total Value of Waivers
Mandatory Waiver Category Total***	131	\$ 506.9
Discretionary Waiver Category Total***	354	\$ 1,758.0
Total Count of Waivers****	451	\$ 2,264.9

* Illinois Veterans Grants, Illinois National Guard Grants, and POW/MIA Scholarships. Includes only the waived portion of these grants.

** Other waiver categories must be approved by the Board of Higher Education prior to reporting.

*** Each recipient is only counted once in each category even if they receive multiple waivers in the same category. The totals only count the recipient one time so these numbers may not total.

Recipients are only counted once in the number of recipients for total waivers. The sum of mandatory waiver and discretionary waiver recipients

**** may not equal the total waivers reported.

TABLE B-32
FISCAL YEAR 2025
TOTAL TUITION AND FEE WAIVERS

University of Illinois at Urbana-Champaign

Note: Recipients are represented once for each waiver program

Rounding may cause some small variances in total values

(in thousands of dollars)	Number of Recipients (unduplicated)	Tuition Waived		Fees Waived	
		Number of Recipients (unduplicated)	Value of Waivers	Number of Recipients (unduplicated)	Value of Waivers
<u>MANDATORY WAIVERS CATEGORY</u>					
Teacher Special Education	60	60	809.6	60	297.9
General Assembly	-	-	-	-	-
ROTC	136	136	1,380.9	3	1.1
DCFS	40	40	432.8	37	196.9
Children of Employees	744	744	5,467.1	-	-
Senior Citizens	3	3	44.2	-	-
Honorary Scholarships	268	268	3,847.1	-	-
Veterans Grants & Scholarships*	370	357	2,987.0	120	375.1
Other (DCFS & Teacher of the Year) **	9	9	103.7	1	1.0
SUBTOTAL	1,626	1,622	15,072.4	221	872.0
<u>DISCRETIONARY WAIVERS CATEGORY</u>					
Faculty/Administrators	331	331	2,890.5	-	-
Civil Service	227	227	1,348.1	-	-
Academic/Other Talent	1,667	1,510	7,224.6	710	578.3
Athletic	-	-	-	-	-
Gender Equity in Intercollegiate Athletics	-	-	-	-	-
Foreign Exchange Students	448	448	9,569.6	448	691.0
Out-of-State Students	-	-	-	-	-
Foreign Students	17	17	95.0	-	-
Student Need-Financial Aid	1,262	1,262	6,759.2	-	-
Student Need-Special Programs	-	-	-	-	-
Cooperating Professionals	139	139	939.1	-	-
Research Assistants	4,175	4,173	112,061.1	4,028	7,017.8
Teaching Assistants	3,006	3,006	66,501.7	3,005	4,833.2
Other Assistants	1,856	1,750	18,504.7	1,851	1,626.0
Student Employment	-	-	-	-	-
Interinstitutional/Related Agencies	77	77	813.7	-	-
Retired University Employees	4	4	22.7	4	2.6
Children of Deceased Employees	-	-	-	-	-
Contract/Training Grants	32	32	878.3	32	25.2
All Other (Fellowships/Trainee & COVID-19 Health Waivers)	1,410	1,373	35,384.5	1,405	2,423.0
SUBTOTAL	11,602	11,594	262,992.9	8,595	17,197.1

Unduplicated Summary Tuition and/or Fees	Number of Recipients	Total Value of Waivers
Mandatory Waiver Category Total***	1,626	\$ 15,944.4
Discretionary Waiver Category Total***	11,602	\$ 280,190.0
Total Count of Waivers****	13,175	\$ 296,134.4

* Illinois Veterans Grants, Illinois National Guard Grants, and POW/MIA Scholarships. Includes only the waived portion of these grants.

** Other waiver categories must be approved by the Board of Higher Education prior to reporting.

*** Each recipient is only counted once in each category even if they receive multiple waivers in the same category. The totals only count the recipient one time so these numbers may not total.

Recipients are only counted once in the number of recipients for total waivers. The sum of mandatory waiver and discretionary waiver recipients may not equal the total waivers reported.

**TABLE B-33
FISCAL YEAR 2025**

UNDERGRADUATE TUITION AND FEE WAIVERS

University of Illinois at Urbana-Champaign

Note: Recipients are represented once for each waiver program

Rounding may cause some small variances in total values

(in thousands of dollars)	Number of Recipients (unduplicated)	Tuition Waived		Fees Waived	
		Number of Recipients (unduplicated)	Value of Waivers	Number of Recipients (unduplicated)	Value of Waivers
<u>MANDATORY WAIVERS CATEGORY</u>					
Teacher Special Education	53	53	681.9	53	250.0
General Assembly					
ROTC	131	131	1,335.5	3	1.1
DCFS	37	37	360.2	35	185.2
Children of Employees	744	744	5,467.1		
Senior Citizens					
Honorary Scholarships	241	241	3,364.8		
Veterans Grants & Scholarships*	202	193	1,781.6	99	315.6
Other (DCFS) **	7	7	96.9		
SUBTOTAL	1,411	1,411	13,088.1	190	751.9
<u>DISCRETIONARY WAIVERS CATEGORY</u>					
Faculty/Administrators					
Civil Service	32	32	121.8		
Academic/Other Talent	1,363	1,360	5,470.3	436	365.2
Athletic					
Gender Equity in Intercollegiate Athletics					
Foreign Exchange Students	402	402	8,699.9	402	640.4
Out-of-State Students					
Foreign Students	17	17	95.0		
Student Need-Financial Aid	1,262	1,262	6,759.2		
Student Need-Special Programs					
Cooperating Professionals					
Research Assistants					
Teaching Assistants					
Other Assistants					
Student Employment					
Interinstitutional/Related Agencies	3	3	16.4		
Retired University Employees	1	1	3.8	1	0.6
Children of Deceased Employees					
Contract/Training Grants					
All Other (Please Specify)**					
SUBTOTAL	3,076	3,073	21,166.4	839	1,006.2

Unduplicated Summary Tuition and/or Fees	Number of Recipients	Total Value of Waivers
Mandatory Waiver Category Total***	1,411	\$ 13,840.1
Discretionary Waiver Category Total***	3,076	\$ 22,172.5
Total Count of Waivers****	4,435	\$ 36,012.6

* Illinois Veterans Grants, Illinois National Guard Grants, and POW/MIA Scholarships. Includes only the waived portion of these grants.

** Other waiver categories must be approved by the Board of Higher Education prior to reporting.

*** Each recipient is only counted once in each category even if they receive multiple waivers in the same category. The totals only count the recipient one time so these numbers may not total.

Recipients are only counted once in the number of recipients for total waivers. The sum of mandatory waiver and discretionary waiver recipients

**** may not equal the total waivers reported.

TABLE B-34
FISCAL YEAR 2025
GRADUATE TUITION AND FEE WAIVERS
University of Illinois at Urbana-Champaign

Note: Recipients are represented once for each waiver program
Rounding may cause some small variances in total values

(in thousands of dollars)	Number of Recipients (unduplicated)	Tuition Waived		Fees Waived	
		Number of Recipients (unduplicated)	Value of Waivers	Number of Recipients (unduplicated)	Value of Waivers
<u>MANDATORY WAIVERS CATEGORY</u>					
Teacher Special Education	7	7	127.7	7	47.9
General Assembly					
ROTC	5	5	45.4		
DCFS	3	3	72.5	2	11.6
Children of Employees					
Senior Citizens	3	3	44.2		
Honorary Scholarships	27	27	482.3		
Veterans Grants & Scholarships*	168	164	1,205.4	21	59.5
Other (DCFS & Teacher of the Year) **	2	2	6.8	1	1.0
SUBTOTAL	215	211	1,984.3	31	120.1
<u>DISCRETIONARY WAIVERS CATEGORY</u>					
Faculty/Administrators	331	331	2,890.5		
Civil Service	195	195	1,226.4		
Academic/Other Talent	304	150	1,754.3	274	213.1
Athletic					
Gender Equity in Intercollegiate Athletics					
Foreign Exchange Students	46	46	869.8	46	50.6
Out-of-State Students					
Foreign Students					
Student Need-Financial Aid					
Student Need-Special Programs					
Cooperating Professionals	139	139	939.1		
Research Assistants	4,175	4,173	112,061.1	4,028	7,017.8
Teaching Assistants	3,006	3,006	66,501.7	3,005	4,833.2
Other Assistants	1,856	1,750	18,504.7	1,851	1,626.0
Student Employment					
Interinstitutional/Related Agencies	74	74	797.3		
Retired University Employees	3	3	18.9	3	2.0
Children of Deceased Employees					
Contract/Training Grants	32	32	878.3	32	25.2
All Other (Fellowships/Trainee)**	1,410	1,373	35,384.5	1,405	2,423.0
SUBTOTAL	8,526	8,521	241,826.5	7,756	16,190.9

Unduplicated Summary Tuition and/or Fees	Number of Recipients	Total Value of Waivers
Mandatory Waiver Category Total***	215	\$ 2,104.4
Discretionary Waiver Category Total***	8,526	\$ 258,017.4
Total Count of Waivers****	8,740	\$ 260,121.8

* Illinois Veterans Grants, Illinois National Guard Grants, and POW/MIA Scholarships. Includes only the waived portion of these grants.

** Other waiver categories must be approved by the Board of Higher Education prior to reporting.

*** Each recipient is only counted once in each category even if they receive multiple waivers in the same category. The totals only count the recipient one time so these numbers may not total.

Recipients are only counted once in the number of recipients for total waivers. The sum of mandatory waiver and discretionary waiver recipients may not equal the total waivers reported.

TABLE B-35
FISCAL YEAR 2025
TOTAL TUITION AND FEE WAIVERS

WESTERN ILLINOIS UNIVERSITY

Note: Recipients are represented once for each waiver program

Rounding may cause some small variances in total values

(in thousands of dollars)	Number of Recipients (unduplicated)	Tuition Waived		Fees Waived	
		Number of Recipients (unduplicated)	Value of Waivers	Number of Recipients (unduplicated)	Value of Waivers
<u>MANDATORY WAIVERS CATEGORY</u>					
Teacher Special Education	36	36	243.4	37	68.0
General Assembly	-	-	-	-	-
ROTC	43	43	379.1	43	28.7
DCFS	34	34	135.6	33	83.9
Children of Employees	75	75	321.5	-	-
Senior Citizens	-	-	-	-	-
Honorary Scholarships	-	-	-	-	-
Veterans Grants & Scholarships*	222	222	1,606.3	-	-
Other**	-	-	-	-	-
SUBTOTAL	410	410	2,685.9	110	180.6
<u>DISCRETIONARY WAIVERS CATEGORY</u>					
Faculty/Administrators	30	30	81.5	36	20.3
Civil Service	69	70	209.6	86	65.7
Academic/Other Talent	174	174	451.3	1	0.1
Athletic	174	174	1,211.0	-	-
Gender Equity in Intercollegiate Athletics	114	114	841.7	-	-
Foreign Exchange Students	1	1	12.2	-	-
Out-of-State Students	-	-	-	-	-
Foreign Students	-	-	-	-	-
Student Need-Financial Aid	-	-	-	-	-
Student Need-Special Programs	-	-	-	-	-
Cooperating Professionals	59	60	82.6	63	19.1
Research Assistants	15	16	112.5	-	-
Teaching Assistants	185	202	1,321.6	-	-
Other Assistants	206	222	1,531.3	-	-
Student Employment	1	1	5.3	-	-
Interinstitutional/Related Agencies	-	-	-	-	-
Retired University Employees	23	22	33.9	30	11.4
Children of Deceased Employees	2	2	17.0	2	5.2
Contract/Training Grants	-	-	-	-	-
All Other (Children of Retired Employees)**	9	9	45.7	-	-
SUBTOTAL	1,062	1,061	5,957.2	188	121.8

Unduplicated Summary Tuition and/or Fees	Number of Recipients	Total Value of Waivers
Mandatory Waiver Category Total***	410	\$ 2,866.5
Discretionary Waiver Category Total***	1,062	\$ 6,079.0
Total Count of Waivers****	1,472	\$ 8,945.5

* Illinois Veterans Grants, Illinois National Guard Grants, and POW/MIA Scholarships. Includes only the waived portion of these grants.

** Other waiver categories must be approved by the Board of Higher Education prior to reporting.

*** Each recipient is only counted once in each category even if they receive multiple waivers in the same category. The totals only count the recipient one time so these numbers may not total.

Recipients are only counted once in the number of recipients for total waivers. The sum of mandatory waiver and discretionary waiver recipients

**** may not equal the total waivers reported.

**TABLE B-36
FISCAL YEAR 2025**

UNDERGRADUATE TUITION AND FEE WAIVERS

WESTERN ILLINOIS UNIVERSITY

Note: Recipients are represented once for each waiver program

Rounding may cause some small variances in total values

(in thousands of dollars)	Number of Recipients (unduplicated)	Tuition Waived		Fees Waived	
		Number of Recipients (unduplicated)	Value of Waivers	Number of Recipients (unduplicated)	Value of Waivers
<u>MANDATORY WAIVERS CATEGORY</u>					
Teacher Special Education	17	17	144.4	17	43.1
General Assembly					
ROTC	41	41	357.9	41	27.3
DCFS	34	34	135.6	33	83.9
Children of Employees	75	75	321.5		
Senior Citizens					
Honorary Scholarships					
Veterans Grants & Scholarships*	172	172	1,319.7		
Other**					
SUBTOTAL	339	339	2,279.1	89	154.3
<u>DISCRETIONARY WAIVERS CATEGORY</u>					
Faculty/Administrators	1	1	1.9	2	0.9
Civil Service	39	39	117.2	45	42.6
Academic/Other Talent	171	171	440.9	1	0.1
Athletic	157	157	1,095.3		
Gender Equity in Intercollegiate Athletics	110	110	803.7		
Foreign Exchange Students					
Out-of-State Students					
Foreign Students					
Student Need-Financial Aid					
Student Need-Special Programs					
Cooperating Professionals	1	1	0.4	1	0.1
Research Assistants					
Teaching Assistants					
Other Assistants					
Student Employment	1	1	5.3		
Interinstitutional/Related Agencies					
Retired University Employees	5	4	3.8	6	2.8
Children of Deceased Employees	2	2	17.0	2	5.2
Contract/Training Grants					
All Other (Children of Retired Employees)**	9	9	45.7		
SUBTOTAL	496	495	2,531.2	52	51.7

Unduplicated Summary Tuition and/or Fees	Number of Recipients	Total Value of Waivers
Mandatory Waiver Category Total***	339	\$ 2,433.4
Discretionary Waiver Category Total***	496	\$ 2,582.9
Total Count of Waivers****	835	\$ 5,016.3

* Illinois Veterans Grants, Illinois National Guard Grants, and POW/MIA Scholarships. Includes only the waived portion of these grants.

** Other waiver categories must be approved by the Board of Higher Education prior to reporting.

*** Each recipient is only counted once in each category even if they receive multiple waivers in the same category. The totals only count the recipient one time so these numbers may not total.

Recipients are only counted once in the number of recipients for total waivers. The sum of mandatory waiver and discretionary waiver recipients

**** may not equal the total waivers reported.

TABLE B-37
FISCAL YEAR 2025
GRADUATE TUITION AND FEE WAIVERS

WESTERN ILLINOIS UNIVERSITY

Note: Recipients are represented once for each waiver program

Rounding may cause some small variances in total values

(in thousands of dollars)	Number of Recipients (unduplicated)	Tuition Waived		Fees Waived	
		Number of Recipients (unduplicated)	Value of Waivers	Number of Recipients (unduplicated)	Value of Waivers
MANDATORY WAIVERS CATEGORY					
Teacher Special Education	19	19	99.0	20	24.9
General Assembly					
ROTC	2	2	21.2	2	1.4
DCFS					
Children of Employees					
Senior Citizens					
Honorary Scholarships					
Veterans Grants & Scholarships*	50	50	286.6		
Other**					
SUBTOTAL	71	71	406.8	21	26.3
DISCRETIONARY WAIVERS CATEGORY					
Faculty/Administrators	29	29	79.6	34	19.4
Civil Service	30	31	92.4	41	23.1
Academic/Other Talent	3	3	10.4		
Athletic	17	17	115.7		
Gender Equity in Intercollegiate Athletics	4	4	38.0		
Foreign Exchange Students	1	1	12.2		
Out-of-State Students					
Foreign Students					
Student Need-Financial Aid					
Student Need-Special Programs					
Cooperating Professionals	58	59	82.2	62	19.0
Research Assistants	15	16	112.5		
Teaching Assistants	185	202	1,321.6		
Other Assistants	206	222	1,531.3		
Student Employment					
Interinstitutional/Related Agencies					
Retired University Employees	18	18	30.1	24	8.6
Children of Deceased Employees					
Contract/Training Grants					
Other**					
SUBTOTAL	566	566	3,426.0	136	70.1

Unduplicated Summary Tuition and/or Fees	Number of Recipients	Total Value of Waivers
Mandatory Waiver Category Total***	71	\$ 433.1
Discretionary Waiver Category Total***	566	\$ 3,496.1
Total Count of Waivers****	637	\$ 3,929.2

* Illinois Veterans Grants, Illinois National Guard Grants, and POW/MIA Scholarships. Includes only the waived portion of these grants.

** Other waiver categories must be approved by the Board of Higher Education prior to reporting.

*** Each recipient is only counted once in each category even if they receive multiple waivers in the same category. The totals only count the recipient one time so these numbers may not total.

Recipients are only counted once in the number of recipients for total waivers. The sum of mandatory waiver and discretionary waiver recipients may not equal the total waivers reported.

Standard Tuition and Fee Waiver Chart of Accounts

1.0 Mandatory Waivers: Tuition and fee waivers authorized by legislation that requires universities to grant to eligible students.

1.1 Teachers Scholarships: Special Education Grants (110 ILCS 947/65.15): Provides tuition and necessary fee awards to encourage current teachers and academically talented students to pursue careers in any area of special education as a public or private elementary or secondary school teacher in Illinois. Recipients are exempt from paying tuition and fees at an eligible institution for up to four years.

Purpose: To provide financial incentives to pursue special education teacher training.

Goals: To increase the number of certified special education teachers.

Eligibility and Criteria: Participants must be a United States citizen or an eligible non-citizen; an Illinois resident; agree to take courses to prepare for the teaching of handicapped children or children with learning disabilities; be an Illinois high school graduate and rank in the upper half of the graduating class, or hold a valid teaching certificate that is not in the discipline of special education; and not have received a waiver under this program in the past. Participants are required to contract with the Illinois State Scholarship Commission and teach special education for two years within the 5-year period following graduation.

1.2 General Assembly Scholarships (105 ILCS 5/30-9): Each member of the General Assembly may grant, annually, two four-year scholarships, one for the University of Illinois, and the other for any state-supported university, to persons from his/her district. The scholarships exempt the holder from paying tuition or fees, with the exception of fees for book rental, service, laboratory, supply, union building, hospital and medical insurance, and any fees pledged for the payment of interest and principal on bonds for the operation and maintenance of buildings.

Purpose: To extend opportunities for attending the University of Illinois or other state-supported universities.

Goals: To promote scholarship, and provide incentives for students living in a legislator's district.

Eligibility and Criteria: Students must live in the nominating legislator's district and are required to sign a waiver of confidentiality concerning scholarship information.

This program has been phased out and only remaining waivers for this program are those that were previously issued.

1.3 Reserve Officers' Training Corps (ROTC) Scholarships (105 ILCS 5/30-16): Scholarships are offered to residents of Illinois whose scholastic standing enables them to enroll in ROTC programs. The scholarships exempt the holder from paying tuition or fees, with the exception of fees for book rental, service, laboratory, supply, union building, hospital and medical insurance, and any fees pledged for the payment of interest and principal on bonds for the operation and maintenance of buildings.

Purpose: The General Assembly declared that it is essential for the national defense and for the defense of the state of Illinois that among those residents of this State receiving higher education, provisions should be made for Reserve Officer's Training Corps training. In order to provide officers for the several Armed Forces of the United States of America, scholarships should be furnished to eligible residents, in order to encourage their participation in the Reserve Officer's Training Corps programs.

Goals: To increase the participation of students in the Reserve Officer's Training Corps programs.

Eligibility and Criteria: Residents of the State of Illinois whose scholastic standing will enable them to enroll in the Reserve Officer's Training Corp programs available at universities supported by the state of Illinois. Applicants are required to take an examination each year according to rules prescribed by the presidents, or designees, of participating institutions. Scholarships are awarded on a merit basis to those eligible recipients receiving the highest grades with evidence of leadership ability. Applicants also must submit to the institution Selective Service registration compliance documentation. Waivers shall be awarded at each

university on the basis of the equivalent of 10 scholarships per class, per branch of service, each academic year to eligible recipients.

1.4 Department of Children and Family Services (DCFS) Scholarships and Fee Waiver (20 ILCS 505/8): DCFS annually selects 48 children, at least four of whom are children of veterans, for scholarship and fee waivers for four consecutive years at any university or college maintained by the state of Illinois. Selection is based on scholastic record, aptitude, and general interest in higher education.

Purpose: To give financial assistance for college expenses to selected children under the care of the Department.

Goals: To provide educational incentives to children under the care of the Department with an interest and aptitude for higher education.

Eligibility and Criteria: The Department may select 48 students under their care, at least four of whom must be children of veterans, on the basis of scholastic record, aptitude, and interest in higher education, and who have completed four years of high school.

1.5 Partial Tuition Waivers for Children of University Employees (110 ILCS 305/7f, 660/5-90, 665/10-91, 670/15-90, 675/20-91, 680/25-91, 685/30-90, and 690/35-90): Public university governing boards must offer fifty percent tuition waivers for undergraduate education to the children of employees who have been employed by the granting university and/or any public university in Illinois for an aggregate of at least seven years. Participants must be under the age of 25 and qualify for admission to the university.

Purpose: To grant partial tuition waivers to the children of employees to attend the university.

Goals: To provide financial incentives for the children of employees to attend the university and to provide an employee benefit for the faculty and staff of state supported universities.

Eligibility and Criteria: The parent or guardian of the waiver recipient must have been employed by any public university for at least seven years. Children receiving the waivers must be undergraduates under age 25 at the commencement of the academic year the waiver takes effect, must qualify for admission, and can only receive a maximum of four years of partial tuition waiver benefits.

1.6 Senior Citizen Courses Act (110 ILCS 990): Permits senior citizens, over the age of 65, to enroll in regularly scheduled credit courses at public institutions of higher education without payment of tuition. Does not include payment of fees. Limited to persons whose annual income is less than the threshold amount in the Senior Citizens and Disabled Persons Property Tax Relief and Pharmaceutical Assistance Act.

Purpose: To provide tuition free credit courses for senior citizens that attend public institutions of higher education in Illinois.

Goals: To provide opportunities for financially disadvantaged senior citizens to enroll in courses in higher education.

Eligibility and Criteria: Must be age 65 or older with an annual household income below the threshold amount of the Senior Citizens and Disabled Persons Property Tax Relief and Pharmaceutical Assistance Act.

1.7 Honorary Scholarships (110 ILCS 305/9): Each county is entitled, annually, to one four-year honorary scholarship at the University of Illinois for children of persons who served in the armed forces of the United States during the periods of hostility specified in statute. Preference is given to children of such persons deceased or disabled. Does not include payment of fees.

Purpose: To provide four-year scholarships to the children of veterans of the armed forces who served during a period of hostility.

Goals: To provide an educational benefit for the children of veterans.

Eligibility and Criteria: Each Illinois county is entitled to award one scholarship to the University of Illinois. Preference is given to the children of deceased or disabled veterans. Recipients must have attained proficiency in the courses usually taught in secondary schools, be of good moral character, be older than 15 years of age, and qualify for admission to the university.

2.0 Discretionary Waivers: Tuition and fee waivers determined by legislation or university policy that may be awarded at the discretion of the institution.

2.1 Faculty/Staff Waivers: Tuition and fee waivers awarded to university faculty, staff, or other employees or their dependents. Includes tuition and fee waivers given to other university employees or agencies as a condition of employment or through reciprocal agreements.

Purpose: To provide educational benefits to the employees of the university, their dependents and employees of other institutions or agencies with reciprocal agreements.

Goals: To reward employee service, and increase employee retention through free or reduced-cost educational benefits.

Eligibility and Criteria: Must be a member of the university faculty or administrative staff or an employee covered by the State Universities Civil Service System.

2.1.1 Faculty/Administrators: Waivers granted to faculty and administrative staff of the university. Does not include civil service employees under the State Universities Civil Service System.

2.1.2 Civil Service Staff: University Employees: Tuition waivers recommended by the University Civil Service Merit Board and adopted by public university governing boards for tuition charges for their own university employees covered under the State Universities Civil Service System. These waivers are excluded from the Board of Higher Education's tuition waiver limitation.

2.1.3 Civil Service Staff: Interinstitutional/Related Agencies: Tuition waivers granted at the discretion of the University or through reciprocal agreements for employees of other institutions or agencies whose positions are considered equivalent to positions of the university and who are under the State Universities Civil Service System. These waivers are excluded from the Board of Higher Education's tuition waiver limitation.

2.1.4 Retired University Employees: Waivers granted at the discretion of the University to retired university employees.

2.1.5 Children of Deceased Employees: Waivers granted at the discretion of the University to dependents of deceased university employees.

2.2 Student Talent/Merit Waivers: Tuition and fee waivers awarded to students based on student talent in a particular field, academic merit, or special status such as minority students, foreign exchange students, out-of-state students, or academically disadvantaged students.

Purpose: To provide financial assistance to students with academic talent or special status.

Goals: To attract academically talented students to the institution and to increase student diversity by encouraging students with special talents or standing to attend the institution.

Eligibility and Criteria: Based on academic record, other academic talent, or special status.

2.2.1 Academic/Other Talent: Waivers granted to students based on their enrollment and abilities in a particular academic program or activity or students belonging to underrepresented groups. This includes waivers granted to student government leaders, student members of debate teams, music or theater groups, or minority students.

2.2.2 Athletic Waivers: Waivers granted to students who are part of an institution's intercollegiate athletic program, including athletes, trainers, and assistants. This category would include full or partial waivers for the non-resident portion of tuition for out-of-state recipients, but does not include waivers issued to achieve gender equity in intercollegiate athletics pursuant to

2.2.3 Gender Equity in Intercollegiate Athletics (110 ILCS 205/9.24): Public university governing boards may grant tuition waivers, in an amount not to exceed one percent of all tuition income, for the purpose of attaining gender equity in intercollegiate athletics. Waivers may be granted only for those sports sanctioned by the National Collegiate Athletic Association or the National Association of Intercollegiate Athletics. These waivers are excluded from the Board of Higher Education's tuition waiver limitation.

2.2.4 Foreign Exchange Students: This category should only be used as part of an exchange program where students are enrolled in a foreign university and enroll in an Illinois university by paying tuition at the foreign university or paying the Illinois resident rate. In these cases, the difference between the foreign student tuition rate and the Illinois resident tuition rate should be included as a foreign exchange student waiver. In cases where a foreign student receives a waiver for the full tuition amount in exchange for providing a service to the university, such as a teaching or research assistant, the entire waiver should be reported as a student service waiver. Foreign exchange student waivers are excluded from the Board of Higher Education's tuition waiver limitation.

2.2.5 Out-of-State-Students: Waivers granted to students whose home of record is outside Illinois, but within the United States of America at the time of first admission to the university. This category includes both full tuition and fee waivers and waivers for the difference between residential tuition rates and non-residential rates. These waivers should be valued at the difference between the actual amount of tuition and fees paid by the student and the established out-of-state tuition and fee rate. Waivers to out-of-state students receiving full or partial waivers in other categories, for example athletic or talent waivers should not be reported here.

2.2.6 Foreign Students: Waivers granted to students whose official home of record for the purpose of determining tuition and fee charges is outside the United States of America. This category includes both full tuition and fee waivers and waivers for the difference between residential tuition rates and non-residential rates. These waivers should be valued at the difference between the actual amount of tuition and fees paid by the student and the established tuition and fee rate for foreign students. Waivers for foreign students receiving full or partial waivers in other categories, for example athletic or talent waivers should not be reported here.

2.2.7 Fellowships: Waivers granted to students who also are receiving a fellowship for which no service is required.

2.3 Student Need Waivers: Tuition and fee waivers granted to students demonstrating financial need.

Purpose: To provide financial assistance to students who demonstrate financial need or hardship.

Goals: To attract academically talented students to the institutions who otherwise would be prohibited from attending due to cost.

Eligibility and Criteria: Recipients must demonstrate financial need and/or be enrolled in special academic programs or other university activities.

2.3.2 Financial Aid Waivers: Tuition and Fee waivers awarded by the university through the financial aid office for students demonstrating financial need.

2.3.2 Special Program Waivers: Tuition and fee waivers awarded to economically disadvantaged students based on enrollment or participation in special academic programs or other university activities.

2.4 Student Service Waivers: Tuition and fee waivers granted to students to support the university mission, goals, and objectives through participation in outside contracts; graduate or undergraduate research, teaching, or other assignments; training or grant programs; external internship programs; clinical portions of degree programs conducted at other institutions; or other student experiences.

Purpose: To provide educational benefits and financial incentives to students.

Goals: To provide students with valuable educational experiences.

Eligibility and Criteria: Recipients must be enrolled in the university or under contract, and, for the educational experiences and benefits, agree to perform related services.

2.4.1 Cooperating Professionals: Waivers granted to outside professionals who cooperate with the university or supervise clinical experiences for university students. Includes local elementary and secondary school district personnel that work with student teachers, librarians, health care professionals, industrial relations field supervisors, and social welfare supervisors.

2.4.2 Research Assistants: Waivers granted to graduate or undergraduate students that have a research assignment with the university for an academic term, including waivers for summer sessions.

2.4.3 Teaching Assistants: Waivers granted to graduate or undergraduate students that have a teaching assignment with the university for an academic term, including waivers for summer sessions.

2.4.4 Other Assistants: Waivers granted to graduate or undergraduate students that have an assignment, other than research or teaching, with a university for an academic term, including waivers for summer sessions.

2.4.5 Contract/Training Grants: Tuition and fee waivers awarded to students as a condition for receiving funds for an outside grant program. Includes waivers for students participating in federally funded programs at the university or for tuition for required courses necessary for participation in outside internship programs. (No waiver should be recognized when student charges are paid from an outside funding source.)