

**Annual Report on the
Fiscal Impact of the Programs and Services
Related to the Higher Education Veterans Service Act**

Submitted by:

The Illinois Board of Higher Education

2019



ILLINOIS BOARD OF
HIGHER EDUCATION

JB Pritzker
Governor

John Atkinson
Burr Ridge
Chair

Members

Max Coffey
Charleston

Jennifer Delaney
Champaign

Derek Douglas
Chicago

Andrea Evans
Chicago

Jennifer Garrison
Vandalia

Veronica Gloria
Joliet

Veronica Herrero
Chicago

Alice Marie Jacobs
Bismarck

Pranav Kothari
Chicago

Kenneth Shaw
Chicago

Clarence Wyatt
Monmouth

Student Member:
Mackenzi Matthews
University of Illinois at
Springfield

Ex Officio Representatives

Lazaro Lopez
Illinois Community
College Board

Kevin Huber
Illinois Student
Assistance Commission

Executive Director
Ginger Ostro

IBHE.org

Phone 217.782.2551
Fax 217.782.8548
TTY 888.261.2881

Printed on Recycled Paper

ILLINOIS BOARD OF HIGHER EDUCATION
1 NORTH OLD STATE CAPITOL PLAZA, SUITE 333
SPRINGFIELD, ILLINOIS 62701-1377

TO: The Honorable JB Pritzker, Governor
Director Alexis Sturm, Governor's Office of Management &
Budget
Director Linda Chapa LaVia, Illinois Department of Veterans'
Affairs
The Honorable Don Harmon, Senate President
The Honorable Bill Brady, Senate Minority Leader
The Honorable Michael J. Madigan, Speaker of the House
The Honorable Jim Durkin, House Minority Leader

FROM: Ginger Ostro, Executive Director

RE: Annual Report on the Fiscal Impact of the Programs and Services
Related to the Higher Education Veterans Service Act
(Public Act 96-0133)

DATE: October 8, 2020

I am pleased to submit to you the annual report on the fiscal impact of
the programs and services related to the Higher Education Veterans
Service Act by the Illinois Board of Higher Education, in conjunction
with the Illinois Department of Veterans' Affairs and the Illinois
Community College Board.

Please contact Nyle Robinson at (217) 557-7353 if you have any
questions about this report.

Sincerely,

Ginger Ostro

cc: Nyle Robinson
Jaimee Ray
Jerry Lazzara
Ben McDaniel

**Annual Report on the Fiscal Impact of the Programs and Services
Related to the Higher Education Veterans Services Act
Public Act 096-0133**

Introduction

In 2008, the Illinois Task Force on Service Member and Veterans Education urged the General Assembly, “to recognize the sacrifice of American servicemen and women, and, in a small way, repay them by chartering a concerted effort by State government, in cooperation with our public institutions of higher learning, to make its best efforts to take positive, quantifiable steps to providing a superior learning environment for student veterans and service members.” (110 ILCS 49/10) The Task Force’s report was the foundation for the Higher Education Veterans Service Act (Public Act 96-133) which was approved by Governor Quinn on August 7, 2009.

Pursuant to this Act, community colleges and public universities are required to appoint a current employee or hire a new employee to serve as a Coordinator of Veterans and Military Personnel Student Services on each campus. The Coordinator is to serve as an ombudsperson and advocate in meeting the needs of veterans, active duty personnel, and their families. Also, best efforts are to be taken to establish a centralized source where veterans and active duty personnel have the opportunity to become knowledgeable about the benefit programs and services applicable to them.

This report presents an analysis of the actual expenditures for the programs and services provided to veterans and active duty personnel by the public institutions of higher education during the prior fiscal year. The data for this report were obtained from survey responses submitted by the community colleges and public universities. The reported expenditures are not exclusively a result of the requirements set forth in Public Act 96-133, but rather a combination of the costs incurred by those requirements, and the additional services that institutions are providing to their veteran populations. Additionally, the financial assistance provided by the institutions to veterans through the Illinois Veterans Grant (IVG) program is included in this report..

The Illinois Board of Higher Education (IBHE) issues this report in conjunction with the Illinois Community College Board (ICCB), the Illinois Department and Veterans’ Affairs (IDVA), and the Illinois Student Assistance Commission (ISAC). This annual report is to be filed with the governor, the Governor's Office of Management and Budget, the director of Veterans' Affairs, the Speaker of the House of Representatives, the president of the Senate, the minority leader of the House of Representatives, and the minority leader of the Senate.

Prior Reports

The first report on the fiscal impact of the programs and services related to the Higher Education Veterans Services Act was released in 2010. It was the compilation and analysis of data submitted by the community colleges and public universities regarding their projected expenditures for programs and services during fiscal year 2010. This year’s report is a compilation of data for fiscal year 2019 and consists of the actual expenditures.

Data Accuracy and Reporting Methodology

The institutions were again asked to report their data in two parts (a copy of the online survey is provided in the Appendix). Part one consists of staff years and expenditures attributable to the Coordinator of Veteran and Military Personnel Student Services to capture the fiscal impact of the Higher Education

Veterans Service Act (Public Act 96-133). Part two consists of staff years and expenditures for services specifically provided to veterans, but not directly related to the Act.

IBHE continues to work with institutions to improve consistency in reporting. However, many schools continue to report their data differently largely since institutions vary widely in structure and in the services they provide. Turnover in veteran support offices have also led to different calculations being used by different data providers from the same institutions when looking at data from year to year. This year, an analysis was conducted to try to identify reporting inconsistencies over the last three fiscal years. Out of the 60 institutions surveyed, 12 of them have reported at least a 50% change in total veterans expenditures from 2017 to 2019, and six of them reported over a 100% change.

Of course, large spikes in data are not necessarily the result of errors. In fiscal year 2019, the Veterans Student Support Services at University of Illinois at Urbana-Champaign merged with the Chez Veterans Center resulting in a very large increase in non-state funds from previous years. In total, \$4.4 million was reported which accounts for over one-third of the total reported veterans' expenditures. As a result, some of the tables of this report will show data skewed in favor of other funds, where UIUC is included.

Fiscal Impact to Public Institutions

Illinois community colleges and public universities reported approximately \$13.8 million in expenditures to provide services to veterans and active duty personnel in fiscal year 2019. This is a \$5 million (57%) increase from fiscal year 2018. The institutions reported 334.58 staff years. The number of staff years is equivalent to the number of full-time employees. This is an increase of 114 staff years (52%) from fiscal year 2018.

As shown in the table below, the fiscal impact of requiring coordinators on each campus is approximately \$6.6 million and 77 full-time staff. The majority of total expenditures are for services that are not directly related to the Act, as Institutions reported \$7.23 million in expenditures, about 52 percent of the grand total. Institutions identified the source of funds for each dollar expended as either state funds or other funds ("other" includes federal funds and local revenues). Approximately \$8.2 million (60 percent of total) is from federal and local sources, while the State contributed about \$5.6 million (40 percent of total).

Table 1

| Total Reported Veterans Expenditures for Public Universities and Community Colleges Combined | | | | |
|---|--------------------|--------------------------------------|--------------------|---------------------|
| Expenditures | Staff Years | Fiscal Year 2019 Expenditures | | |
| | | State Funds | Other Funds | Total Funds |
| Coordinator of Veterans and Military Personnel Per Public Act 096-0133 | 77.42 | \$1,538,020 | \$5,035,621 | \$6,573,641 |
| Services Provided to Veterans, but not Directly Related to the Act | 267.16 | \$4,038,043 | \$3,196,121 | \$7,234,164 |
| Total | 344.58 | \$5,576,063 | \$8,231,742 | \$13,807,805 |

Survey totals by institution type are provided below for the 12 public university campuses and the 48 community colleges in Illinois. Of the approximately \$13.8 million spent on services for veterans and active duty personnel, roughly \$8.3 million was spent by public universities, while about \$5.5 million was spent by community colleges. Community colleges spent similar amounts from each the State and other sources. The largest difference in trends between public universities and community colleges is within the overall proportion of expenditures as a result of the Coordinator of Veterans and Military Personnel Act. 58 percent of reported expenditures from public universities are a result of the public act, a huge increase from about 20 percent in FY 2018. This is almost entirely due to UIUC merging with the Chez Veterans centered detailed in the “Data Accuracy and Reporting Methodology” section above. Community colleges spent about 32 percent, similar to last fiscal year at 35 percent.

Table 2

| Total Reported Veterans Expenditures for Public Universities | | | | |
|---|--------------------|--------------------------------------|--------------------|--------------------|
| Expenditures | Staff Years | Fiscal Year 2019 Expenditures | | |
| | | State Funds | Other Funds | Total Funds |
| Coordinator of Veterans and Military Personnel Per Public Act 096-0133 | 32.54 | \$563,501 | \$4,225,382 | \$4,788,883 |
| Services Provided to Veterans, but not Directly Related to the Act | 66.96 | \$2,052,623 | \$1,438,688 | \$3,491,311 |
| Total | 99.5 | \$2,616,124 | \$5,664,070 | \$8,280,194 |

Table 3

| Total Reported Veterans Expenditures for Community Colleges | | | | |
|---|--------------------|--------------------------------------|--------------------|--------------------|
| Expenditures | Staff Years | Fiscal Year 2019 Expenditures | | |
| | | State Funds | Other Funds | Total Funds |
| Coordinator of Veterans and Military Personnel Per Public Act 096-0133 | 44.88 | \$974,519 | \$810,239 | \$1,784,758 |
| Services Provided to Veterans, but not Directly Related to the Act | 200.2 | \$1,985,420 | \$1,757,433 | \$3,742,853 |
| Total | 245.08 | \$2,959,939 | \$2,567,672 | \$5,527,611 |

Expenditure Breakdown by Service Type – Public Universities and Community Colleges

The expenditures and staff years are grouped into categories of services that are commonly provided by colleges and universities - academic, career, financial aid, health, social, and other services. For simplicity, smaller services have been grouped into these categories as such:

- **Academic:** Counseling, support, and tutoring to enhance scholarly learning
- **Career:** Counseling and assistance with career decisions and employment
- **Financial Aid:** Counseling and information on available assistance to attend college
- **Health:** Counseling and assistance to enhance learning and mobility
- **Social:** Campus social events, mentoring, orientation, transition assistance, and veteran student lounge or designated gathering space
- **Other:** Administration, certification of veteran benefits, outreach to the community, support staff, work study assistants, and marketing

Shown below are the total staff years and expenditures by type of service for fiscal year 2019 for both public universities and community colleges. The category with the highest percentage of expenditures is “Academic” at \$2.2 million (16% of the total). Career services had the lowest expenditure total by a large margin with only \$570,968. “Social” services employ the most full-time staff with about 166, which is approximately 48% of the total.

Table 4

| Total Expenditures by Type for Public Universities and Community Colleges | | | | |
|--|--------------------|--------------------|--------------------|---------------------|
| Expenditure Type | Staff Years | State Funds | Other Funds | Total Funds |
| Academic | 46.21 | \$1,702,418 | \$524,883 | \$2,227,301 |
| Career | 12.77 | \$327,159 | \$243,809 | \$570,968 |
| Financial Aid | 46.16 | \$1,030,274 | \$711,111 | \$1,741,385 |
| Health | 23.67 | \$503,590 | \$669,519 | \$1,173,109 |
| Social | 166.28 | \$868,589 | \$5,359,937 | \$6,228,526 |
| Other | 49.49 | \$1,144,033 | \$722,483 | \$1,866,516 |
| Total | 344.58 | \$5,576,063 | \$8,231,742 | \$13,807,805 |

Figure 1 displays the percentage of total full-time staff employed for each category in fiscal year 2019. Career services only employ approximately 4 percent of all full-time staff for services provided for veterans, and health services only accounts for about 7 percent. As previously mentioned, social services makes up almost half of the total.

Figure 1

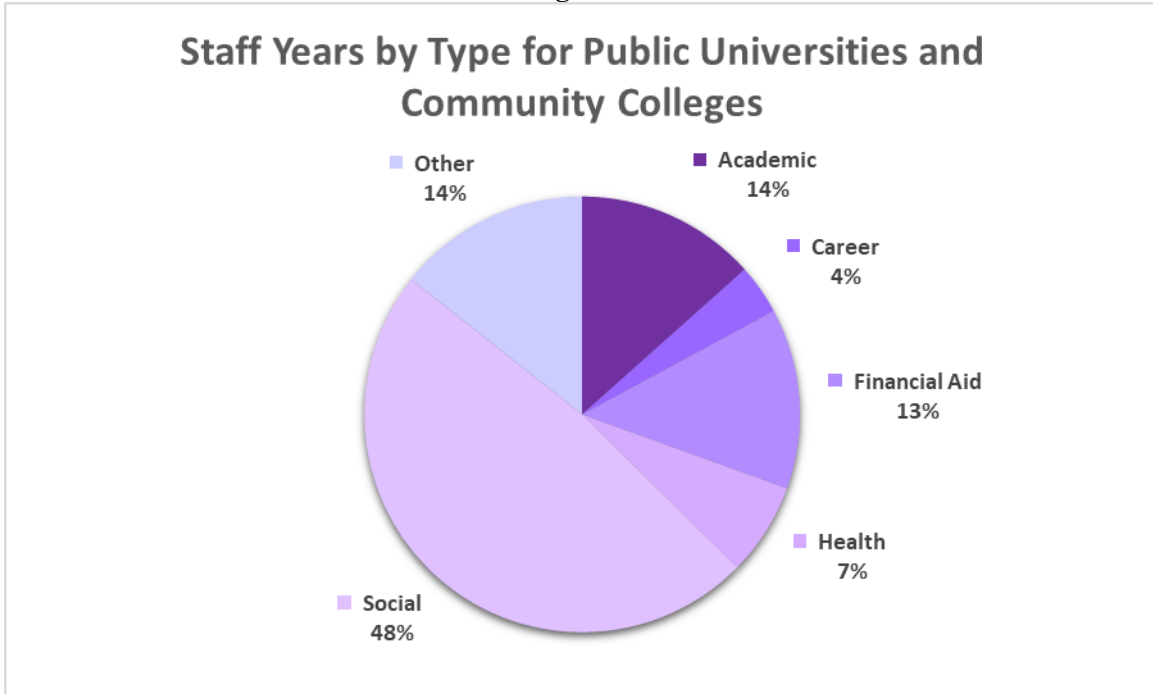


Figure 2 displays the percentage of total expenditures for each category in fiscal year 2019. Career services only account for 4 percent of all expenditures for services provided for veterans, and health services only accounts for about 8 percent. Social Services is again the largest source of expenditures at 45%.

Figure 2

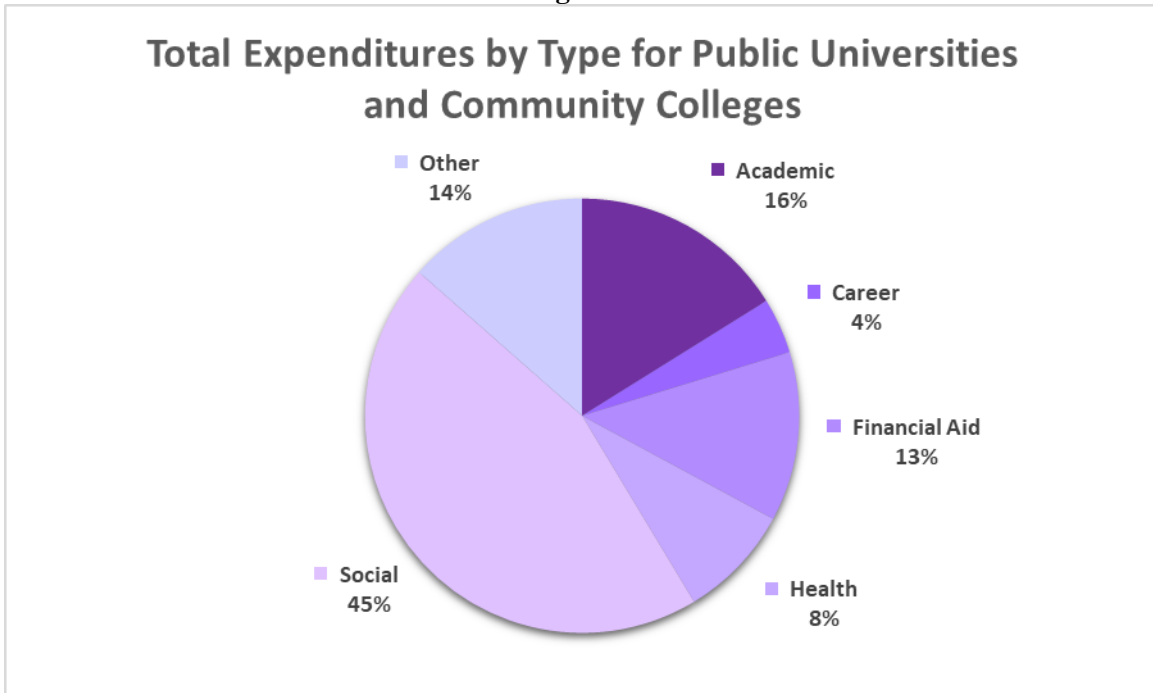
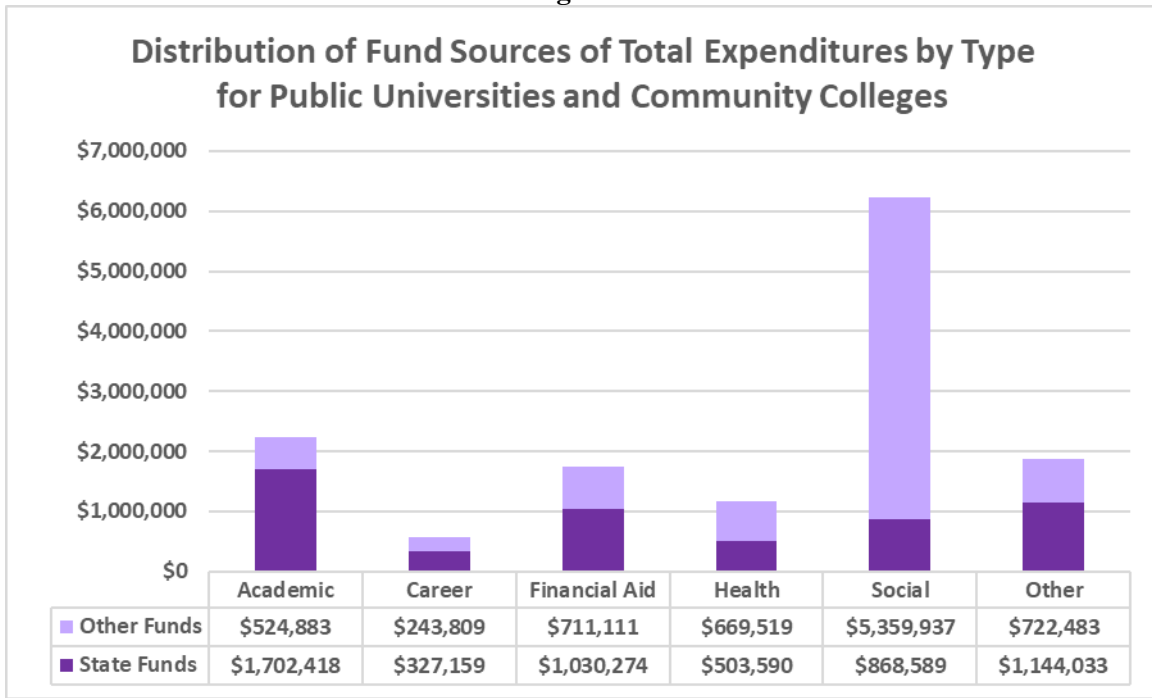


Figure 3 illustrates the distribution of expenditure funds by source for fiscal year 2019. In every category, except for health and social services, the State provided a higher amount of funding than other sources. Once again, it is evident that the least amount of funding is dedicated to career services. Social services is still the leader by a large margin, due to UIUC merging with the Chez Veterans centered detailed in the “Data Accuracy and Reporting Methodology” section above.

Figure 3



Expenditure Breakdown by Service Type – Public Universities vs Community Colleges

This section replicates the previous one but separates the data to compare public universities to community colleges. Tables 5 and 6 show the breakdown of total expenditures for fiscal year 2019, by category, for public universities and community colleges separately.

Table 5

| Total Expenditures by Type for Public Universities | | | | |
|---|--------------------|--------------------|--------------------|--------------------|
| Expenditure Type | Staff Years | State Funds | Other Funds | Total Funds |
| Academic | 17.97 | \$851,562 | \$52,000 | \$903,562 |
| Career | 5.95 | \$176,275 | \$104,827 | \$281,102 |
| Financial Aid | 14.89 | \$428,194 | \$120,000 | \$548,194 |
| Health | 12.69 | \$259,238 | \$380,778 | \$640,016 |
| Social | 28.72 | \$387,665 | \$4,710,433 | \$5,098,098 |
| Other | 19.28 | \$513,190 | \$296,032 | \$809,222 |
| Total | 99.50 | \$2,616,124 | \$5,664,070 | \$8,280,194 |

Table 6

| Total Expenditures by Type for Community Colleges | | | | |
|---|-------------|-------------|-------------|-------------|
| Expenditure Type | Staff Years | State Funds | Other Funds | Total Funds |
| Academic | 28.24 | \$850,856 | \$472,883 | \$1,323,739 |
| Career | 6.82 | \$150,884 | \$138,982 | \$289,866 |
| Financial Aid | 31.27 | \$602,080 | \$591,111 | \$1,193,191 |
| Health | 10.98 | \$244,352 | \$288,741 | \$533,093 |
| Social | 137.56 | \$480,924 | \$649,504 | \$1,130,428 |
| Other | 30.21 | \$630,843 | \$426,451 | \$1,057,294 |
| Total | 245.08 | \$2,959,939 | \$2,567,672 | \$5,527,611 |

Figures 4 and 5 display the percentage of total full-time staff employed for each category in fiscal year 2019. Career services only employ approximately 6 percent of all full-time staff for public universities and 3 percent for community colleges, making it the smallest category for both. Health services only accounts for 4 percent community colleges. All categories are similar between two-year and four-year institutions. The staff year percentages between 2-year and 4-year institution vary significantly more than what was reported for fiscal year 2018.

Figure 4

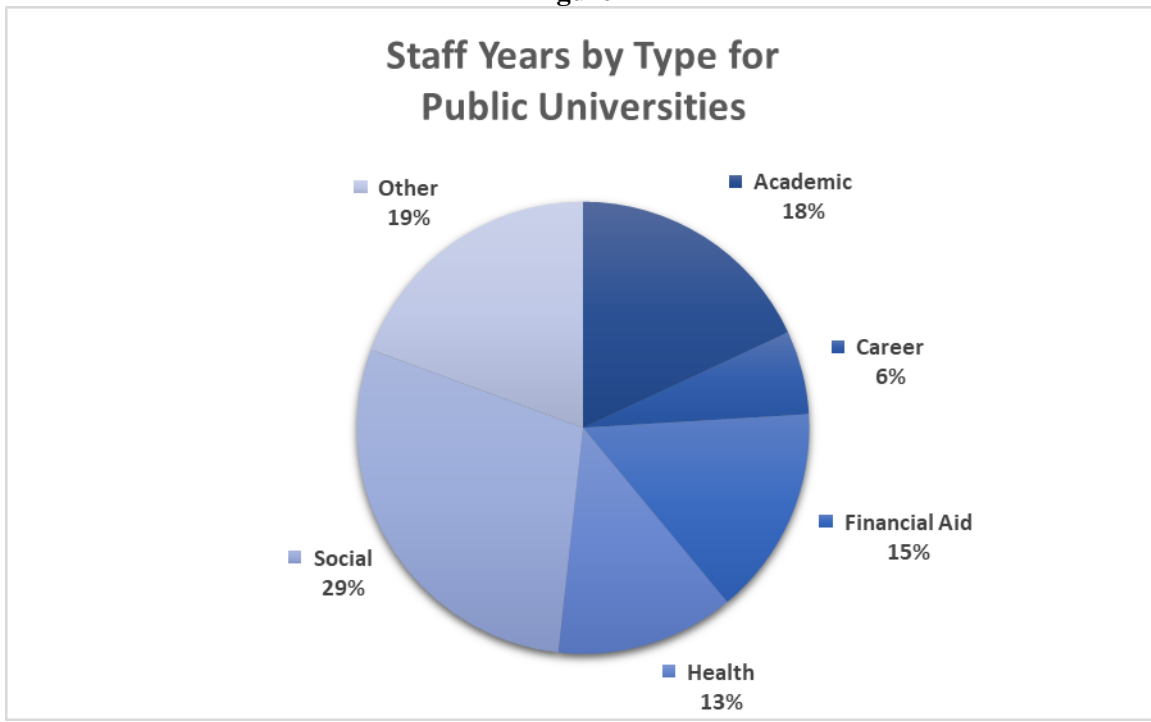
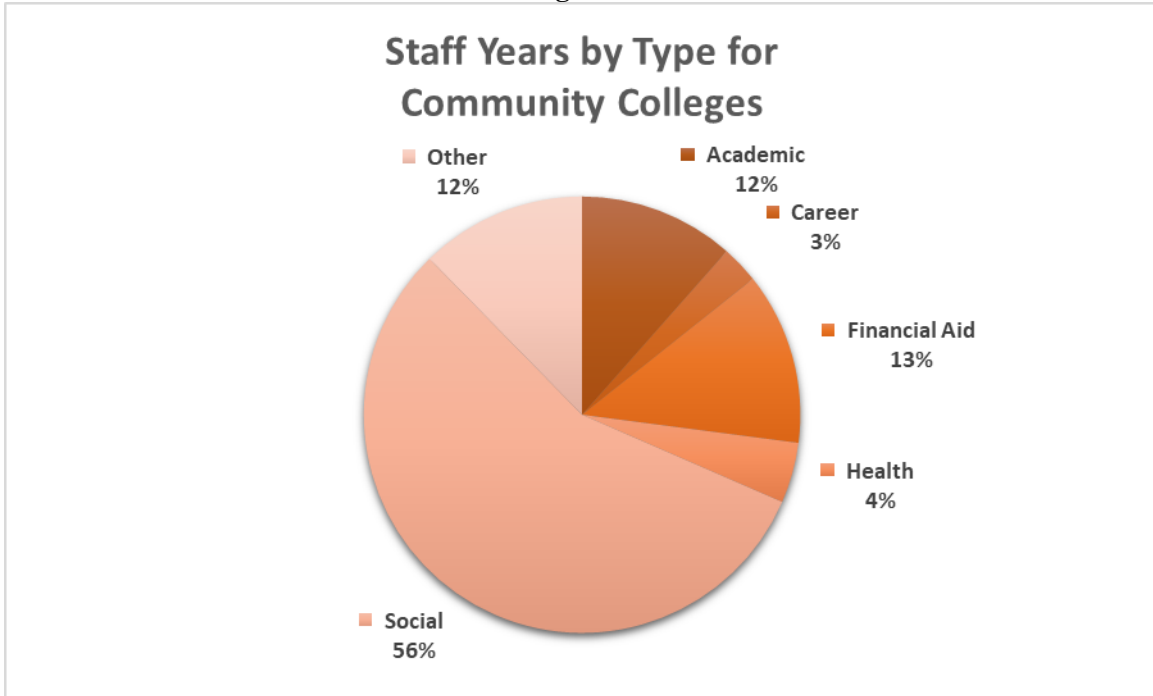


Figure 5



Figures 6 and 7 display the percentage of total expenditures for each category in fiscal year 2019. Due to UIUC merging with the Chez Veterans Center detailed in the “Data Accuracy and Reporting Methodology” section above, the largest difference occurs in social services. Community colleges have a relatively even spread of expenditures, except for career and health services which small shares of the overall total spending.

Figure 6

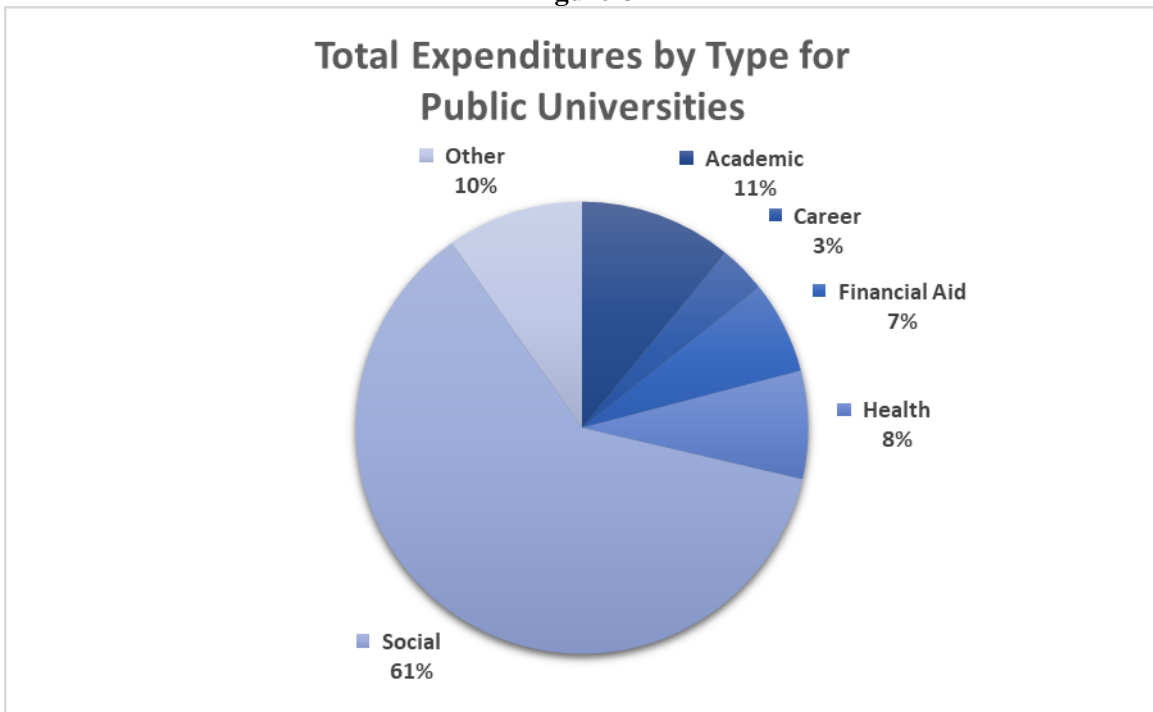
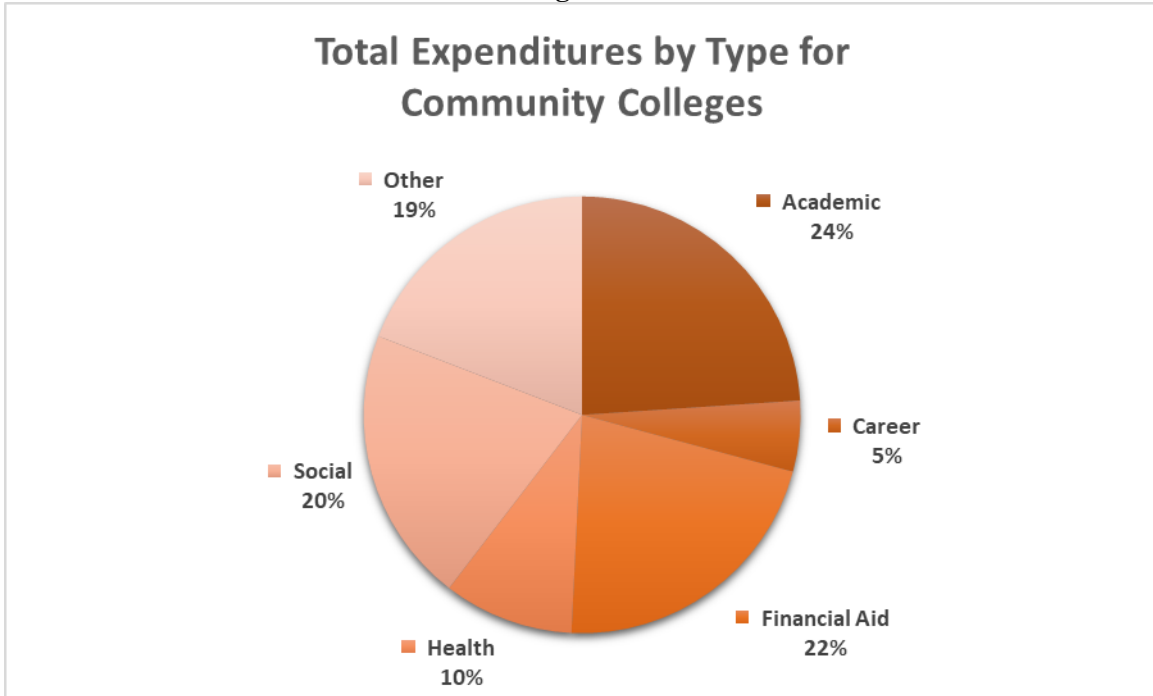


Figure 7



Figures 8 and 9 illustrate the distribution of expenditure funds by source for fiscal year 2019. Of all the charts in this section, these two show the largest overall trend difference between institution types. Public universities rely much more on state funds for academic, financial aid, and other services, but due to UIUC merging with the Chez Veterans Center detailed in the “Data Accuracy and Reporting Methodology” section above, over 90 percent of expenditures for social services came from other funds. Community colleges are much closer to a 50/50 split between state and other funds, apart from academic services.

Figure 8

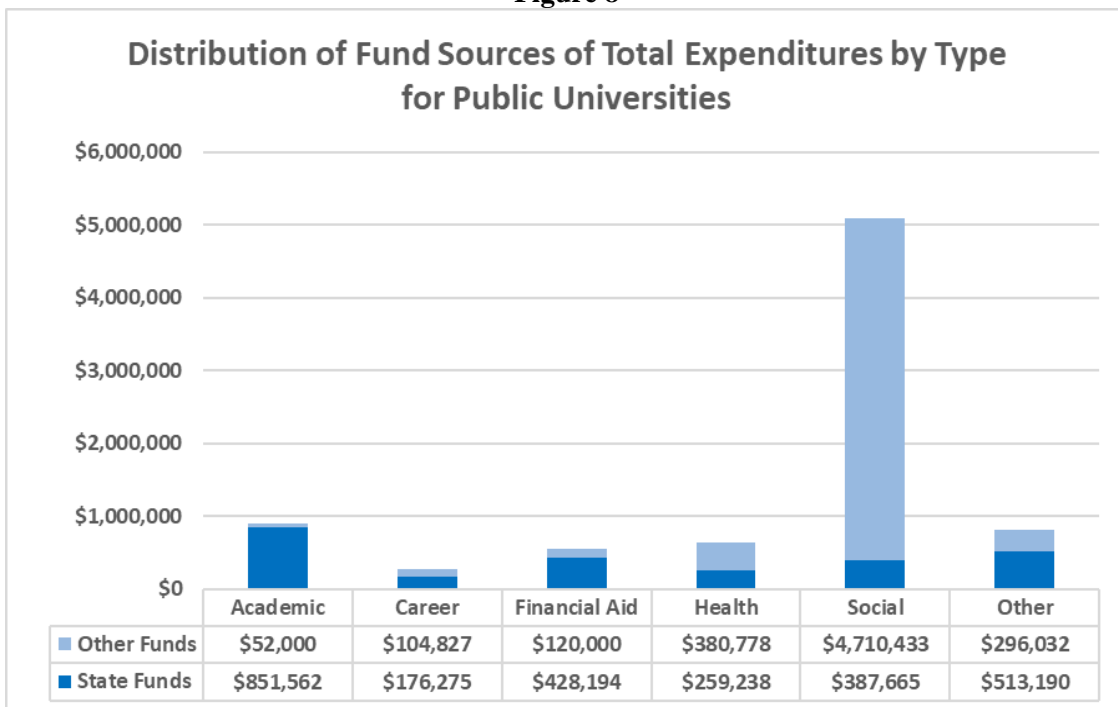
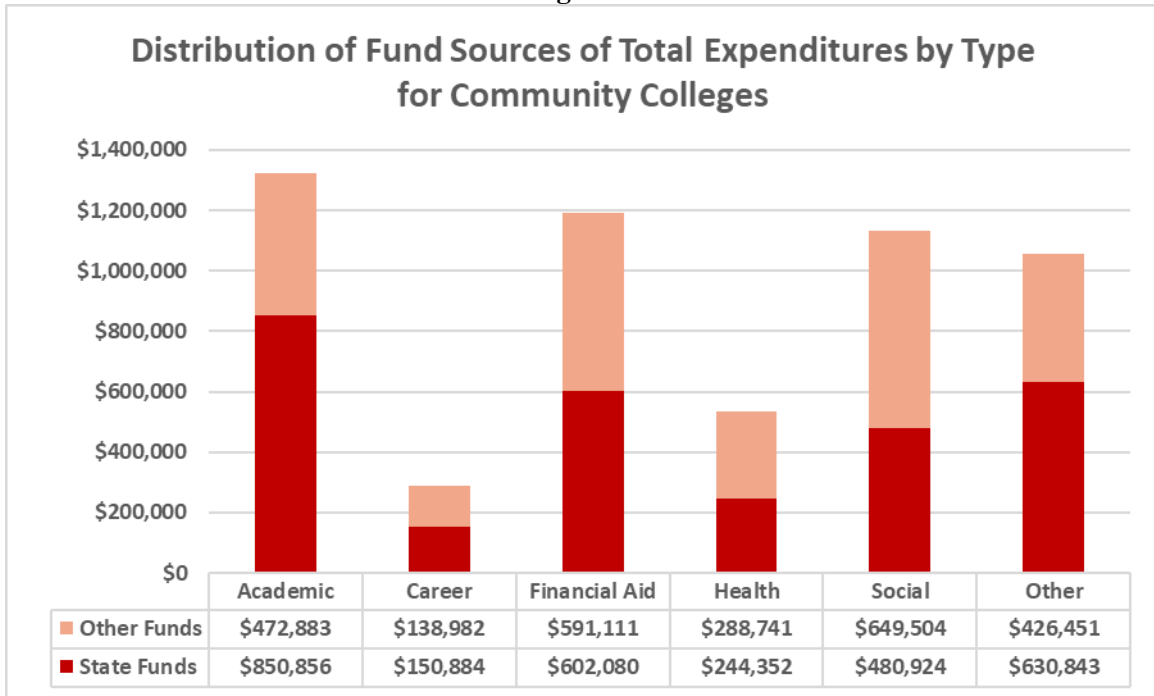


Figure 9



Illinois Veterans Grant Program

The Illinois Veterans Grant program waives the tuition and fees of Illinois veterans attending public universities or community colleges for the equivalent of four years of full-time enrollment. (110 ILCS 947/40) In the past, the State reimbursed the institutions for most of the cost of the waivers through appropriations made to the Illinois Student Assistance Commission (ISAC) and the Illinois Community College Board (ICCB). However, those appropriations were reduced in fiscal years 2011 and 2012, leaving universities and community colleges to cover these costs. In fiscal year 2013, appropriations to ISAC were eliminated and greatly reduced to ICCB. There has been no state funding for this program since fiscal year 2013 for universities, leaving them with a substantial unfunded mandate. There has been some funding for community colleges, which has increased in recent years. For fiscal years 2019 the appropriation for ICCB was \$4,264,600, allowing ICCB to reimburse community colleges for most of their costs. Net public institution expenditures for veteran grants for fiscal year 2019 were \$11.8 million.

Since fiscal year 2010, the total values of claims have decreased, reducing the incurred shortfalls caused by lack of appropriation. In fiscal year 2019, there were \$15.4 million in waiver claims, which is a \$3.3 million decrease from 2018. A major factor in the steady decline in state-funded waiver claims is the increases in Post-9/11 GI Bill benefits claimed by veterans. Those benefits are similar, but not identical to the state program, and veterans may choose whichever program better meets their needs.

Table 7

| Illinois Veterans Grants Program for Public Universities and Community Colleges (FY15-FY19) | | | | |
|--|----------------------|----------------|---------------------|-------------------|
| Fiscal Year | Appropriation | Claims* | Expenditures | Difference |
| 2015 | \$1,287,800 | \$28,137,201 | \$1,287,800 | \$26,849,401 |
| 2016 | \$1,287,800 | \$23,507,962 | \$1,287,800 | \$22,220,162 |
| 2017 | \$1,328,800 | \$21,250,113 | \$1,328,800 | \$19,921,313 |
| 2018 | \$1,328,800 | \$18,708,254 | \$1,328,800 | \$17,379,454 |
| 2019 | \$4,264,600 | \$15,361,124 | \$3,541,190 | \$11,819,934 |

Source: Illinois Student Assistance Commission & Illinois Community College Board, 2019.

*Includes undergraduate and graduate waivers.

Veterans Enrolled

This is the seventh year that institutions were asked to report the number of enrolled veterans as part of the fiscal impact survey. Community colleges reported 11,401 veterans and the universities reported 5,294 veterans. Total enrolled veterans amount to 16,695 among reporting institutions in fiscal year 2019. This is a decrease of 1,216 veterans (6.8%) from fiscal year 2018.

Year-to-Year Expenditures and Staff Years 2017-2019

This section analyzes the behavior of expenditures and staff year amounts from fiscal year 2017 to fiscal year 2019. This year we looked at the reported data to identify possible reporting inconsistencies over the last three fiscal years. Out of the 60 institutions surveyed, 12 of them have reported at least a 50% change in total expenditures from 2017 to 2019, and six of them reported over a 100% change. Furthermore, 18 schools have reported at least a 50% change in total staff years for veteran services, six of which were over 100%. It should be noted that some institutions are quite small. Several of these 18 schools are reporting a change of 2 FTE staff years or less. However, the reporting templates for fiscal year 2020 will be adjusted to identify possible inaccuracies and inconsistencies and to ask for explanations for data that changes substantially or appears illogical. This analysis will help improve reporting accuracy in future years, but overall, the majority (over 70%) of institutions have reported consistent data annually.

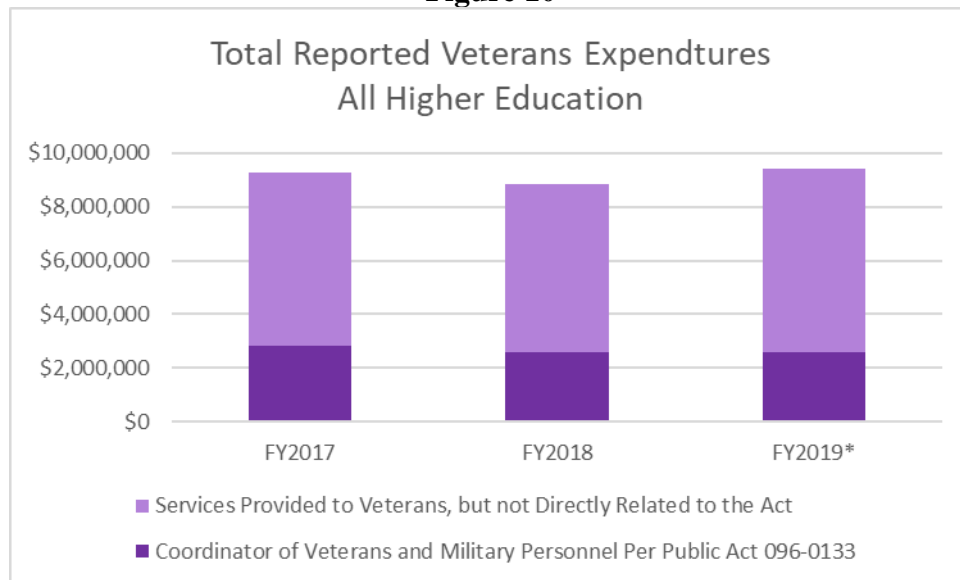
Over the last 3 fiscal years, total expenditures spent on higher education dedicated to veterans and military personnel increased by about \$132 thousand or 1.4 percent. The increase is entirely contributed by services not directly related to Public Act 096-0133, while funding resulting from the Act decreased by 8.5 percent. For consistency, we have excluded the Chez Veterans Center from the data presented in this section of the report.

Table 8

| Total Reported Veterans Expenditures for All Higher Education | | | | | |
|--|--------------------|--------------------|--------------------|----------------------------------|-----------------------------------|
| Expenditures | FY2017 | FY2018 | FY2019* | FY17 - FY19 Dollar Change | FY17 - FY19 Percent Change |
| Coordinator of Veterans and Military Personnel Per Public Act 096-0133 | \$2,812,597 | \$2,587,141 | \$2,573,641 | -\$238,956 | -8.5% |
| Services Provided to Veterans, but not Directly Related to the Act | \$6,462,778 | \$6,253,053 | \$6,834,164 | \$371,386 | 5.7% |
| Total | \$9,275,375 | \$8,840,194 | \$9,407,805 | \$132,430 | 1.4% |

*Excludes the Chez Veterans Center reported in FY2019 by the University of Illinois at Urbana-Champaign.

Figure 10



*Excludes the Chez Veterans Center reported in FY2019 by the University of Illinois at Urbana-Champaign.

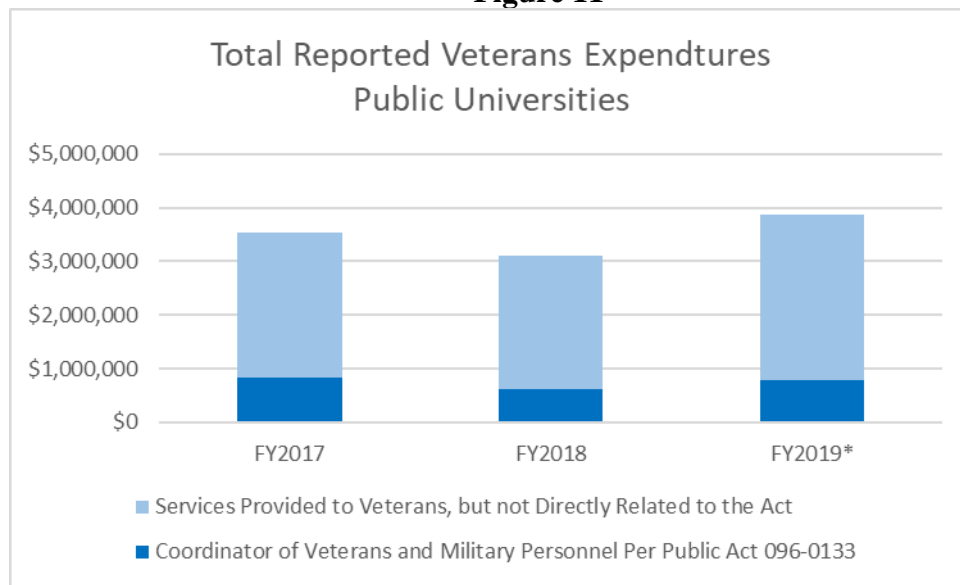
Over the last 3 fiscal years, total expenditures spent by public universities dedicated to veterans and military personnel increased by about \$342 thousand or 9.7 percent. The increase is entirely contributed by services not directly related to Public Act 096-0133, while funding resulting from the Act decreased by 5 percent. However, expenditures tied to the Act did increase from 2018 to 2019 by about 25 percent, and this is without accounting for the Chez Veterans Center.

Table 9

| Total Reported Veterans Expenditures for Public Universities | | | | | |
|--|--------------------|--------------------|--------------------|--------------------------------------|---------------------------------------|
| Expenditures | FY2017 | FY2018 | FY2019* | FY17 - FY19 Dollar Change | FY17 - FY19 Percent Change |
| Coordinator of Veterans and Military Personnel Per Public Act 096-0133 | \$830,745 | \$630,211 | \$788,883 | -\$41,862 | -5.0% |
| Services Provided to Veterans, but not Directly Related to the Act | \$2,707,624 | \$2,476,006 | \$3,091,311 | \$383,687 | 14.2% |
| Total | \$3,538,369 | \$3,106,217 | \$3,880,194 | \$341,825 | 9.7% |

*Excludes the Chez Veterans Center reported in FY2019 by the University of Illinois at Urbana-Champaign.

Figure 11



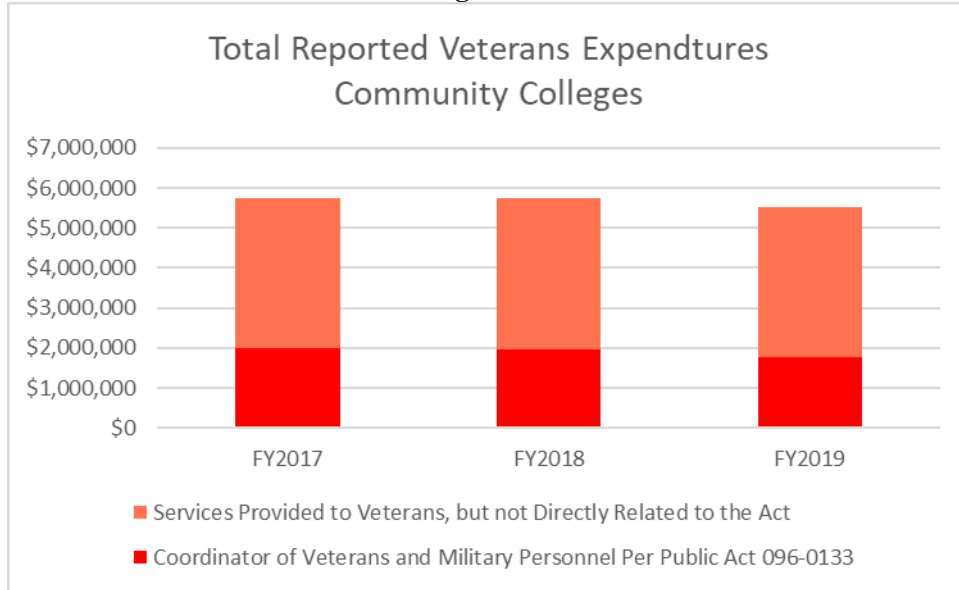
*Excludes the Chez Veterans Center reported in FY2019 by the University of Illinois at Urbana-Champaign.

Over the last three fiscal years, total expenditures spent by community colleges dedicated to veterans and military personnel decreased by about \$209 thousand or 3.6 percent. The decrease is almost entirely attributable to Public Act 096-0133 services, with expenditures in this category decreasing almost 10 percent. Expenditures not tied to the Act have remained consistent in recent years ranging from \$3.7 to \$3.8 million.

Table 10

| Total Reported Veterans Expenditures for Community Colleges | | | | | |
|--|--------------------|--------------------|--------------------|--------------------------------------|---------------------------------------|
| Expenditures | FY2017 | FY2018 | FY2019 | FY17 - FY19 Dollar Change | FY17 - FY19 Percent Change |
| Coordinator of Veterans and Military Personnel Per Public Act 096-0133 | \$1,981,852 | \$1,956,930 | \$1,784,758 | -\$197,094 | -9.9% |
| Services Provided to Veterans, but not Directly Related to the Act | \$3,755,154 | \$3,777,047 | \$3,742,853 | -\$12,301 | -0.3% |
| Total | \$5,737,006 | \$5,733,977 | \$5,527,611 | -\$209,395 | -3.6% |

Figure 12

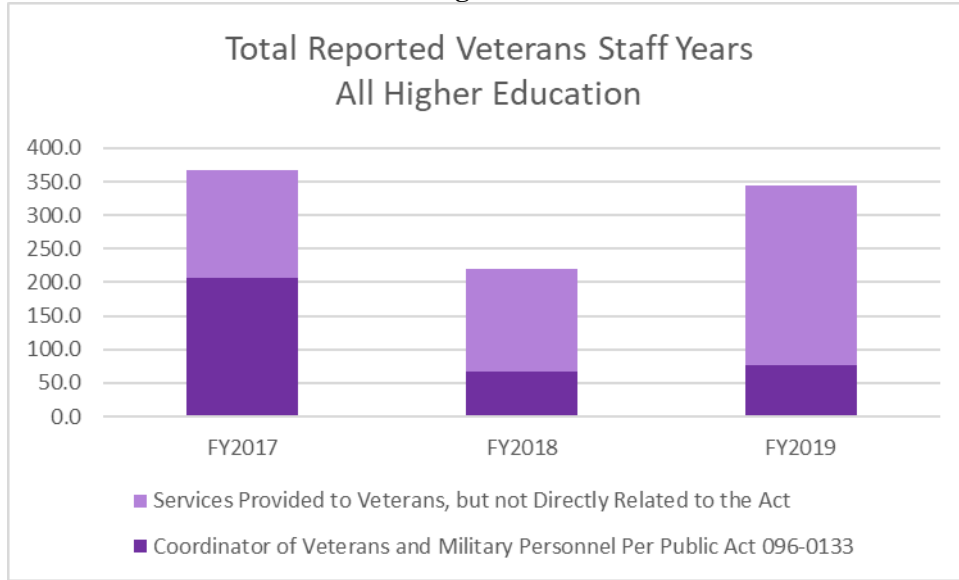


Over the last 3 fiscal years, total staff years for higher education dedicated to veterans and military personnel decreased by about 6.3 percent. The decrease is entirely contributed by services resulting from Public Act 096-0133, with staff years in this category decreasing 62 percent. Staff years not linked to the Act increased by 65.4 percent. During the reporting process, most questions asked by data providers relate to how staff years should be reported. This may explain the variance in this data over time, since it is possible some institutions are not reporting staff years in the same way.

Table 11

| Total Reported Staff Years for Veterans Services All Higher Education | | | | | |
|--|---------------|---------------|---------------|-------------------------------|---------------------------------------|
| Expenditures | FY2017 | FY2018 | FY2019 | FY17 - FY19 Change | FY17 - FY19 Percent Change |
| Coordinator of Veterans and Military Personnel Per Public Act 096-0133 | 206.1 | 66.7 | 77.4 | -128.6 | -62.4% |
| Services Provided to Veterans, but not Directly Related to the Act | 161.6 | 153.7 | 267.2 | 105.6 | 65.4% |
| Total | 367.6 | 220.4 | 344.6 | -23.0 | -6.3% |

Figure 13

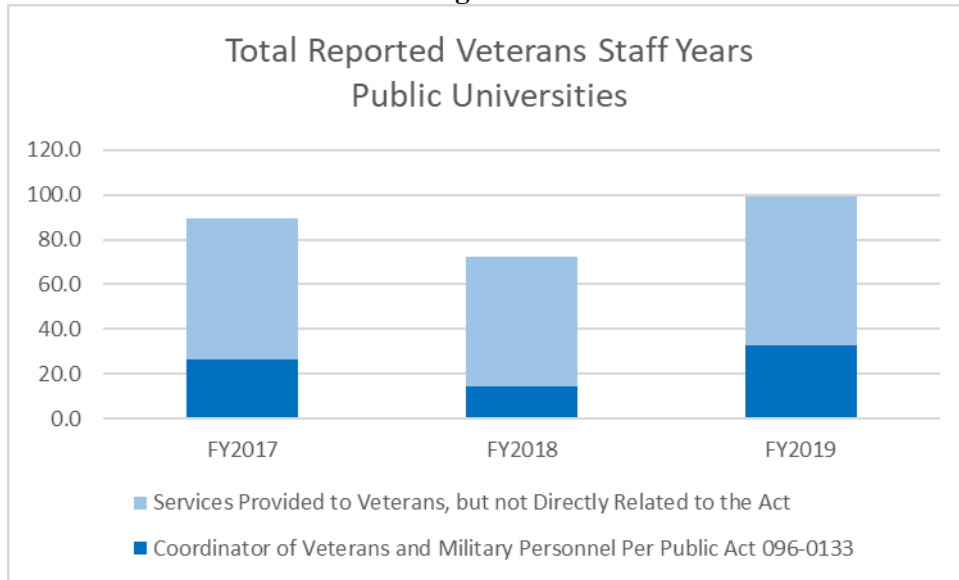


Over the last 3 fiscal years, total staff years for public universities dedicated to veterans and military personnel increased by about 11.1 percent. The increase is largely contributed by services linked to Public Act 096-0133, with staff years in this category increasing 24.5 percent. Staff years not tied to the Act also increased by 5.6 percent. The total increase in staff years dedicated to veterans services is about 10.

Table 12

| Total Reported Staff Years for Veterans Services Public Universities | | | | | |
|---|---------------|---------------|---------------|---------------------------|-----------------------------------|
| Expenditures | FY2017 | FY2018 | FY2019 | FY17 - FY19 Change | FY17 - FY19 Percent Change |
| Coordinator of Veterans and Military Personnel Per Public Act 096-0133 | 26.1 | 14.2 | 32.5 | 6.4 | 24.5% |
| Services Provided to Veterans, but not Directly Related to the Act | 63.4 | 57.9 | 67.0 | 3.5 | 5.6% |
| Total | 89.6 | 72.1 | 99.5 | 9.9 | 11.1% |

Figure 14

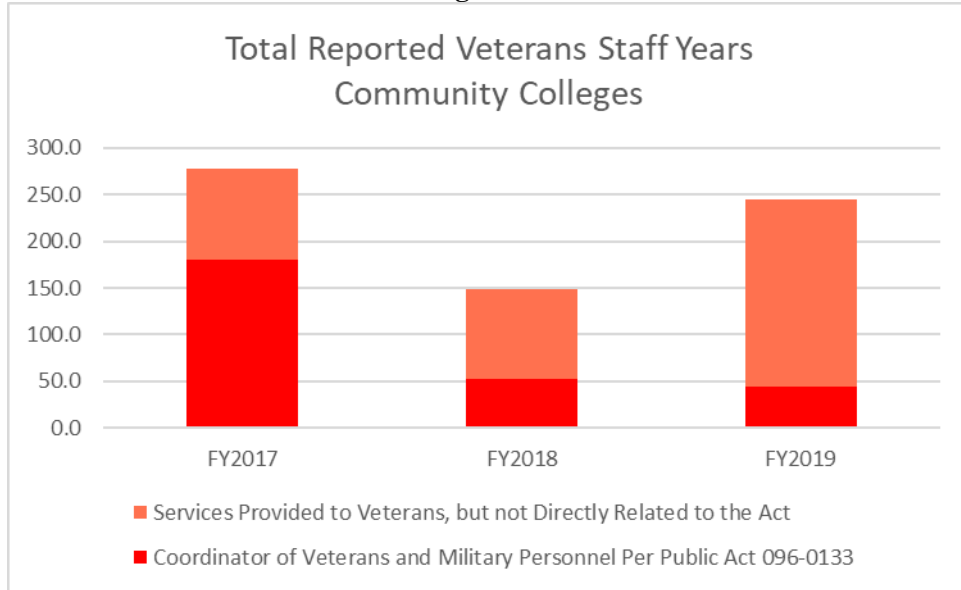


Over the last three fiscal years, total staff years for community colleges dedicated to veterans and military personnel decreased by about 11.9 percent. The decrease is entirely contributed by services resulting from Public Act 096-0133, with staff years in this category decreasing 75 percent. Staff years not linked to the Act reportedly increased by 104 percent.

Table 13

| Total Reported Staff Years for Veterans Services Community Colleges | | | | | |
|--|---------------|---------------|---------------|---------------------------|-----------------------------------|
| Expenditures | FY2017 | FY2018 | FY2019 | FY17 - FY19 Change | FY17 - FY19 Percent Change |
| Coordinator of Veterans and Military Personnel Per Public Act 096-0133 | 179.9 | 52.5 | 44.9 | -135.0 | -75.1% |
| Services Provided to Veterans, but not Directly Related to the Act | 98.1 | 95.8 | 200.2 | 102.1 | 104.0% |
| Total | 278.1 | 148.3 | 245.1 | -33.0 | -11.9% |

Figure 15



Conclusion

Community colleges and public universities in Illinois provided \$13.8 million worth of services to veterans and active duty military personnel in fiscal year 2019. In addition to the services reported in the fiscal impact survey, these institutions provided approximately \$18.8 million worth of financial aid to veterans through the Illinois Veterans Grant program. The institutions continue to strive in meeting the objectives of Public Act 96-133 by having a Coordinator of Veterans and Military Personnel Student Services on each campus, making benefit programs and services available to the veteran population, providing data on the fiscal impact of the act, and providing useful information online.

Appendices

Appendix A Fiscal Year 2019 Expenditures and Staff Years by Type of Service Provided for Public Universities, Community Colleges, and Total

Appendix B Fiscal Impact Survey Submissions, Fiscal Year 2019

Appendix C Fiscal Impact Survey, Fiscal Year 2017 (Actuals)

Appendix D Higher Education Veterans Act (110 ILCS 49)

Appendix A

Fiscal Year 2019 Expenditures and Staff Years by Type of Service Provided for Public Universities,
Community Colleges, and Total

Table A-1
Fiscal Impact of the Programs and Services Related to the Higher Education Veterans Services Act
Fiscal Year 2019 Expenditures and Staff Years, by Type of Service Provided

| | Public Universities | | | Community Colleges | | | Total | | |
|---|---------------------|----------------------|--------------------|--------------------|----------------------|------------------|--------------|----------------------|--------------------|
| | Staff Years* | Dollars (\$) | | Staff Years* | Dollars (\$) | | Staff Years* | Dollars (\$) | |
| | | FY 2019 Expenditures | | | FY 2019 Expenditures | | | FY 2019 Expenditures | |
| | | State | Other | | State | Other | | State | Other |
| Academic Services | 1.14 | \$41,702 | \$2,000 | 7.16 | \$202,095 | \$108,194 | 8.30 | \$243,797 | \$110,194 |
| Academic Counseling | 0.55 | 28,113 | 2,000 | 5.98 | 187,932 | 83,624 | 6.53 | 216,045 | 85,624 |
| Academic Support/Tutoring | 0.59 | 13,589 | 0 | 1.18 | 14,163 | 24,570 | 1.77 | 27,752 | 24,570 |
| Career Services | 1.30 | 31,919 | 40,000 | 1.95 | 43,318 | 25,925 | 3.25 | 75,237 | 65,925 |
| Career Services | 0.76 | 14,596 | 25,000 | 0.63 | 14,771 | 5,166 | 1.39 | 29,367 | 30,166 |
| Employment Assistance | 0.54 | 17,323 | 15,000 | 1.32 | 28,547 | 20,759 | 1.86 | 45,870 | 35,759 |
| Financial Aid Services | 5.62 | 198,402 | 70,000 | 12.39 | 206,869 | 229,457 | 18.01 | 405,271 | 299,457 |
| Financial Aid Assistance Counseling | 4.35 | 181,141 | 50,000 | 11.03 | 172,876 | 201,718 | 15.38 | 354,017 | 251,718 |
| Tuition Assistance Counseling | 1.27 | 17,261 | 20,000 | 1.36 | 33,993 | 27,739 | 2.63 | 51,254 | 47,739 |
| Health Services | 2.60 | 20,048 | 46,223 | 2.90 | 43,070 | 56,104 | 5.50 | 63,118 | 102,327 |
| Counseling | 1.16 | 8,504 | 26,223 | 1.83 | 22,910 | 41,008 | 2.99 | 31,414 | 67,231 |
| Disability Services | 1.15 | 8,689 | 20,000 | 0.83 | 12,692 | 11,477 | 1.98 | 21,381 | 31,477 |
| Health Services | 0.29 | 2,855 | 0 | 0.24 | 7,468 | 3,619 | 0.53 | 10,323 | 3,619 |
| Social Services | 19.14 | 135,021 | 4,053,917 | 13.27 | 321,084 | 215,196 | 32.41 | 456,105 | 4,269,113 |
| Campus Social Events | 2.19 | 22,290 | 10,000 | 2.00 | 96,749 | 20,582 | 4.19 | 119,039 | 30,582 |
| Mentoring | 1.41 | 23,845 | 20,000 | 2.69 | 16,663 | 44,562 | 4.10 | 40,508 | 64,562 |
| Orientation | 1.26 | 24,968 | 2,000 | 1.09 | 27,449 | 24,427 | 2.35 | 52,417 | 26,427 |
| Transition Assistance | 1.00 | 45,823 | 20,500 | 2.39 | 105,862 | 24,317 | 3.39 | 151,685 | 44,817 |
| Veteran Student Lounge or Designate Gathering Space | 13.28 | 18,095 | 4,001,417 | 5.10 | 74,361 | 101,308 | 18.38 | 92,456 | 4,102,725 |
| Other Services | 2.74 | 136,409 | 13,242 | 7.21 | 158,083 | 175,363 | 9.95 | 294,492 | 188,605 |
| Other (Please Describe) | 2.74 | 136,409 | 13,242 | 7.21 | 158,083 | 175,363 | 9.95 | 294,492 | 188,605 |
| Veterans Coordinator - Support Staff | 0.00 | 0 | 0 | 0.00 | 0 | 0 | 0.00 | 0 | 0 |
| Total | 32.54 | \$563,501 | \$4,225,382 | 44.88 | \$974,519 | \$810,239 | 77.42 | \$1,538,020 | \$5,035,621 |

*One staff year is equivalent to one full-time employee.

Table A-2
Fiscal Impact of the Programs and Services NOT Directly Related to the Higher Education Veterans Services Act
Fiscal Year 2019 Expenditures and Staff Years, by Type of Service Provided

| | Public Universities | | | Community Colleges | | | Total | | |
|---|---------------------|----------------------|--------------------|--------------------|----------------------|--------------------|---------------|----------------------|--------------------|
| | Staff Years* | Dollars (\$) | | Staff Years* | Dollars (\$) | | Staff Years* | Dollars (\$) | |
| | | FY 2019 Expenditures | | | FY 2019 Expenditures | | | FY 2019 Expenditures | |
| | State | Other | State | Other | State | Other | State | Other | |
| Academic Services | 16.83 | \$809,860 | \$50,000 | 21.08 | \$648,761 | \$364,689 | 37.91 | \$1,458,621 | \$414,689 |
| Academic Counseling | 13.12 | 637,261 | 25,000 | 13.81 | 554,029 | 267,014 | 26.93 | 1,191,290 | 292,014 |
| Academic Support/Tutoring | 3.71 | 172,599 | 25,000 | 7.27 | 94,732 | 97,675 | 10.98 | 267,331 | 122,675 |
| Career Services | 4.65 | 144,356 | 64,827 | 4.87 | 107,566 | 113,057 | 9.52 | 251,922 | 177,884 |
| Career Services | 2.66 | 86,862 | 38,790 | 3.28 | 74,498 | 82,282 | 5.94 | 161,360 | 121,072 |
| Employment Assistance | 1.99 | 57,494 | 26,037 | 1.59 | 33,068 | 30,775 | 3.58 | 90,562 | 56,812 |
| Financial Aid Services | 9.27 | 229,792 | 50,000 | 18.88 | 395,211 | 361,654 | 28.15 | 625,003 | 411,654 |
| Financial Aid Assistance Counseling | 6.81 | 135,749 | 50,000 | 13.44 | 345,319 | 240,379 | 20.25 | 481,068 | 290,379 |
| Tuition Assistance Counseling | 2.46 | 94,043 | 0 | 5.44 | 49,892 | 121,275 | 7.90 | 143,935 | 121,275 |
| Health Services | 10.09 | 239,190 | 334,555 | 8.08 | 201,282 | 232,637 | 18.17 | 440,472 | 567,192 |
| Counseling | 3.87 | 113,078 | 82,159 | 3.69 | 85,704 | 129,011 | 7.56 | 198,782 | 211,170 |
| Disability Services | 2.41 | 61,345 | 68,966 | 3.81 | 99,000 | 91,471 | 6.22 | 160,345 | 160,437 |
| Health Services | 3.81 | 64,767 | 183,430 | 0.58 | 16,578 | 12,155 | 4.39 | 81,345 | 195,585 |
| Social Services | 9.58 | 252,644 | 656,516 | 124.29 | 159,840 | 434,308 | 133.87 | 412,484 | 1,090,824 |
| Campus Social Events | 1.90 | 88,927 | 198,438 | 4.68 | 64,928 | 54,325 | 6.58 | 153,855 | 252,763 |
| Mentoring | 1.11 | 37,113 | 10,000 | 0.66 | 5,252 | 15,007 | 1.77 | 42,365 | 25,007 |
| Orientation | 1.21 | 32,006 | 23,943 | 1.91 | 45,579 | 23,058 | 3.12 | 77,585 | 47,001 |
| Transition Assistance | 1.63 | 55,702 | 20,635 | 3.69 | 23,379 | 111,160 | 5.32 | 79,081 | 131,795 |
| Veteran Student Lounge or Designate Gathering Space | 3.73 | 38,896 | 403,500 | 113.35 | 20,702 | 230,758 | 117.08 | 59,598 | 634,258 |
| Other Services | 16.54 | 376,781 | 282,790 | 23.00 | 472,760 | 251,088 | 39.54 | 849,541 | 533,878 |
| Other (Please Describe) | 2.32 | 108,221 | 6,000 | 11.90 | 267,287 | 66,126 | 14.22 | 375,508 | 72,126 |
| Veterans Coordinator - Support Staff | 14.22 | 268,560 | 276,790 | 11.10 | 205,473 | 184,962 | 25.32 | 474,033 | 461,752 |
| Total | 66.96 | \$2,052,623 | \$1,438,688 | 200.20 | \$1,985,420 | \$1,757,433 | 267.16 | \$4,038,043 | \$3,196,121 |

*One staff year is equivalent to one full-time employee.

Table A-3
Total Fiscal Impact of the Programs and Services Related to Higher Education Veterans Services
Fiscal Year 2019 Expenditures and Staff Years, by Type of Service Provided

| | Public Universities | | | Community Colleges | | | Total | | |
|---|---------------------|----------------------|--------------------|--------------------|----------------------|--------------------|---------------|----------------------|--------------------|
| | Staff Years* | Dollars (\$) | | Staff Years* | Dollars (\$) | | Staff Years* | Dollars (\$) | |
| | | FY 2019 Expenditures | | | FY 2019 Expenditures | | | FY 2019 Expenditures | |
| | State | Other | State | Other | State | Other | State | Other | |
| Academic Services | 17.97 | \$851,562 | \$52,000 | 28.24 | \$850,856 | \$472,883 | 46.21 | \$1,702,418 | \$524,883 |
| Academic Counseling | 13.67 | 665,374 | 27,000 | 19.79 | 741,961 | 350,638 | 33.46 | 1,407,335 | 377,638 |
| Academic Support/Tutoring | 4.30 | 186,188 | 25,000 | 8.45 | 108,895 | 122,245 | 12.75 | 295,083 | 147,245 |
| Career Services | 5.95 | 176,275 | 104,827 | 6.82 | 150,884 | 138,982 | 12.77 | 327,159 | 243,809 |
| Career Services | 3.42 | 101,458 | 63,790 | 3.91 | 89,269 | 87,448 | 7.33 | 190,727 | 151,238 |
| Employment Assistance | 2.53 | 74,817 | 41,037 | 2.91 | 61,615 | 51,534 | 5.44 | 136,432 | 92,571 |
| Financial Aid Services | 14.89 | 428,194 | 120,000 | 31.27 | 602,080 | 591,111 | 46.16 | 1,030,274 | 711,111 |
| Financial Aid Assistance Counseling | 11.16 | 316,890 | 100,000 | 24.47 | 518,195 | 442,097 | 35.63 | 835,085 | 542,097 |
| Tuition Assistance Counseling | 3.73 | 111,304 | 20,000 | 6.80 | 83,885 | 149,014 | 10.53 | 195,189 | 169,014 |
| Health Services | 12.69 | 259,238 | 380,778 | 10.98 | 244,352 | 288,741 | 23.67 | 503,590 | 669,519 |
| Counseling | 5.03 | 121,582 | 108,382 | 5.52 | 108,614 | 170,019 | 10.55 | 230,196 | 278,401 |
| Disability Services | 3.56 | 70,034 | 88,966 | 4.64 | 111,692 | 102,948 | 8.20 | 181,726 | 191,914 |
| Health Services | 4.10 | 67,622 | 183,430 | 0.82 | 24,046 | 15,774 | 4.92 | 91,668 | 199,204 |
| Social Services | 28.72 | 387,665 | 4,710,433 | 137.56 | 480,924 | 649,504 | 166.28 | 868,589 | 5,359,937 |
| Campus Social Events | 4.09 | 111,217 | 208,438 | 6.68 | 161,677 | 74,907 | 10.77 | 272,894 | 283,345 |
| Mentoring | 2.52 | 60,958 | 30,000 | 3.35 | 21,915 | 59,569 | 5.87 | 82,873 | 89,569 |
| Orientation | 2.47 | 56,974 | 25,943 | 3.00 | 73,028 | 47,485 | 5.47 | 130,002 | 73,428 |
| Transition Assistance | 2.63 | 101,525 | 41,135 | 6.08 | 129,241 | 135,477 | 8.71 | 230,766 | 176,612 |
| Veteran Student Lounge or Designate Gathering Space | 17.01 | 56,991 | 4,404,917 | 118.45 | 95,063 | 332,066 | 135.46 | 152,054 | 4,736,983 |
| Other Services | 19.28 | 513,190 | 296,032 | 30.21 | 630,843 | 426,451 | 49.49 | 1,144,033 | 722,483 |
| Other (Please Describe) | 5.06 | 244,630 | 19,242 | 19.11 | 425,370 | 241,489 | 24.17 | 670,000 | 260,731 |
| Veterans Coordinator - Support Staff | 14.22 | 268,560 | 276,790 | 11.10 | 205,473 | 184,962 | 25.32 | 474,033 | 461,752 |
| Total | 99.50 | \$2,616,124 | \$5,664,070 | 245.08 | \$2,959,939 | \$2,567,672 | 344.58 | \$5,576,063 | \$8,231,742 |

*One staff year is equivalent to one full-time employee.

Appendix B

Fiscal Impact Survey Submissions, Fiscal Year 2019

Chicago State University

Person Completing 2019 Survey

Name: Marlena Johnson
 Email: mjohns72@csu.edu
 Phone: (312) 723-8017

Coordinator of Veterans and Military Personnel Student Services:

Name: Marlena Johnson
 Email: mjohns72@csu.edu
 Phone: (312) 723-8017

| | 2019 Actual Expenditures | | | | | | | | |
|---|--------------------------|-----------------|------------|----------------|----------------|------------------|--------------|------------------|------------------|
| | Veterans Coordinator | | | Other Services | | | Total | | |
| | Staff Years | Dollars | | Staff Years | Dollars | | Staff Years | Dollars | |
| | | State | Other | | State | Other | | State | Other |
| Academic Counseling | 0.00 | \$0 | \$0 | 0.00 | \$0 | \$0 | 0.00 | \$0 | \$0 |
| Academic Support/Tutoring | 0.00 | 0 | 0 | 0.00 | 0 | 0 | 0.00 | 0 | 0 |
| Campus Social Events | 0.75 | 0 | 0 | 0.00 | 2,300 | 0 | 0.75 | 2,300 | 0 |
| Career Services | 0.00 | 0 | 0 | 0.00 | 0 | 0 | 0.00 | 0 | 0 |
| Counseling | 0.00 | 0 | 0 | 0.00 | 0 | 0 | 0.00 | 0 | 0 |
| Disability Services | 0.00 | 0 | 0 | 0.00 | 0 | 0 | 0.00 | 0 | 0 |
| Employment Assistance | 0.00 | 0 | 0 | 0.00 | 0 | 0 | 0.00 | 0 | 0 |
| Financial Aid Assistance Counseling | 1.50 | 96,000 | 0 | 0.00 | 0 | 0 | 1.50 | 96,000 | 0 |
| Health Services | 0.00 | 0 | 0 | 0.00 | 0 | 0 | 0.00 | 0 | 0 |
| Mentoring | 0.75 | 0 | 0 | 0.00 | 0 | 0 | 0.75 | 0 | 0 |
| Orientation | 0.75 | 0 | 0 | 0.00 | 0 | 0 | 0.75 | 0 | 0 |
| Tuition Assistance Counseling | 0.75 | 0 | 0 | 0.00 | 0 | 0 | 0.75 | 0 | 0 |
| Transition Assistance | 0.00 | 0 | 0 | 0.00 | 0 | 0 | 0.00 | 0 | 0 |
| Veterans Coordinator – Support Staff | 0.00 | 0 | 0 | 0.00 | 0 | 171,918 | 0.00 | 0 | 171,918 |
| Veteran Student Lounge or Designate Gathering Space | 10.00 | 500 | 0 | 0.00 | 500 | 0 | 10.00 | 1,000 | 0 |
| Total | 14.50 | \$96,500 | \$0 | 0.00 | \$2,800 | \$171,918 | 14.50 | \$99,300 | \$171,918 |
| | | | | | | | | All Funds | \$271,218 |

Higher Education Veterans Service Act
Fiscal Impact Survey for Fiscal Year 2019
Eastern Illinois University

Person Completing 2019 Survey
Name: Tanya Willard
Email: tmwillard@eiu.edu
Phone: (217) 581-6435

Coordinator of Veterans and Military Personnel Student Services:
Name: Beth Dunahee
Email: badunahee@eiu.edu
Phone: (217) 581-6435

| | 2019 Actual Expenditures | | | | | | | | |
|---|--------------------------|---------------|-----------------|----------------|------------------|---------------|-------------|------------------|------------------|
| | Veterans Coordinator | | | Other Services | | | Total | | |
| | Staff Years | Dollars | | Staff Years | Dollars | | Staff Years | Dollars | |
| | | State | Other | | State | Other | | State | Other |
| Academic Counseling | 0.00 | \$0 | \$0 | 1.00 | \$59,242 | \$0 | 1.00 | \$59,242 | \$0 |
| Academic Support/Tutoring | 0.00 | 0 | 0 | 0.00 | 0 | 0 | 0.00 | 0 | 0 |
| Campus Social Events | 0.00 | 519 | 0 | 0.00 | 0 | 0 | 0.00 | 519 | 0 |
| Career Services | 0.00 | 0 | 0 | 0.09 | 4,115 | 0 | 0.09 | 4,115 | 0 |
| Counseling | 0.00 | 0 | 0 | 0.22 | 12,424 | 0 | 0.22 | 12,424 | 0 |
| Disability Services | 0.00 | 0 | 0 | 0.05 | 2,154 | 0 | 0.05 | 2,154 | 0 |
| Employment Assistance | 0.00 | 0 | 0 | 0.00 | 0 | 0 | 0.00 | 0 | 0 |
| Financial Aid Assistance Counseling | 0.00 | 0 | 0 | 0.50 | 22,934 | 0 | 0.50 | 22,934 | 0 |
| Health Services | 0.00 | 0 | 0 | 0.09 | 2,436 | 0 | 0.09 | 2,436 | 0 |
| Mentoring | 0.00 | 0 | 0 | 0.00 | 0 | 0 | 0.00 | 0 | 0 |
| Orientation | 0.00 | 0 | 0 | 0.23 | 0 | 510 | 0.23 | 0 | 510 |
| Tuition Assistance Counseling | 0.00 | 0 | 0 | 0.00 | 0 | 0 | 0.00 | 0 | 0 |
| Transition Assistance | 0.00 | 14 | 0 | 0.00 | 0 | 0 | 0.00 | 14 | 0 |
| Veterans Coordinator – Support Staff | 0.00 | 0 | 0 | 0.00 | 0 | 0 | 0.00 | 0 | 0 |
| Veteran Student Lounge or Designate Gathering Space | 0.00 | 0 | 0 | 0.00 | 0 | 0 | 0.00 | 0 | 0 |
| VA Work Study Students | 0.20 | 0 | 3,242 | 0.00 | 0 | 0 | 0.20 | 0 | 3,242 |
| Supervising Administrator | 0.25 | 0 | 10,000 | 0.00 | 0 | 0 | 0.25 | 0 | 10,000 |
| Total | 0.45 | \$ 533 | \$13,242 | 2.18 | \$103,305 | \$ 510 | 2.63 | \$103,838 | \$13,752 |
| | | | | | | | | All Funds | \$117,590 |

Higher Education Veterans Service Act
Fiscal Impact Survey for Fiscal Year 2019
Governors State University

Person Completing 2019 Survey
Name: Fred Yantes
Email: fyantes@govst.edu
Phone: (708) 235-2191

Coordinator of Veterans and Military Personnel Student Services:
Name: Kevin Smith
Email: ksmith9@govst.edu
Phone: (708) 235-2223

| | 2019 Actual Expenditures | | | | | | | | |
|---|--------------------------|-----------------|------------|----------------|-----------------|------------|-------------|------------------|-----------------|
| | Veterans Coordinator | | | Other Services | | | Total | | |
| | Staff Years | Dollars | | Staff Years | Dollars | | Staff Years | Dollars | |
| | | State | Other | | State | Other | | State | Other |
| Academic Counseling | 0.00 | \$0 | \$0 | 0.00 | \$0 | \$0 | 0.00 | \$0 | \$0 |
| Academic Support/Tutoring | 0.00 | 0 | 0 | 0.00 | 0 | 0 | 0.00 | 0 | 0 |
| Campus Social Events | 0.05 | 3,092 | 0 | 0.00 | 0 | 0 | 0.05 | 3,092 | 0 |
| Career Services | 0.05 | 3,092 | 0 | 0.00 | 0 | 0 | 0.05 | 3,092 | 0 |
| Counseling | 0.00 | 0 | 0 | 0.00 | 0 | 0 | 0.00 | 0 | 0 |
| Disability Services | 0.05 | 3,092 | 0 | 0.00 | 0 | 0 | 0.05 | 3,092 | 0 |
| Employment Assistance | 0.00 | 0 | 0 | 0.00 | 0 | 0 | 0.00 | 0 | 0 |
| Financial Aid Assistance Counseling | 0.30 | 18,552 | 0 | 0.00 | 0 | 0 | 0.30 | 18,552 | 0 |
| Health Services | 0.00 | 0 | 0 | 0.00 | 0 | 0 | 0.00 | 0 | 0 |
| Mentoring | 0.10 | 6,184 | 0 | 0.00 | 0 | 0 | 0.10 | 6,184 | 0 |
| Orientation | 0.05 | 3,092 | 0 | 0.00 | 0 | 0 | 0.05 | 3,092 | 0 |
| Tuition Assistance Counseling | 0.00 | 0 | 0 | 0.00 | 0 | 0 | 0.00 | 0 | 0 |
| Transition Assistance | 0.05 | 3,092 | 0 | 0.00 | 0 | 0 | 0.05 | 3,092 | 0 |
| Veterans Coordinator – Support Staff | 0.00 | 0 | 0 | 0.50 | 17,746 | 0 | 0.50 | 17,746 | 0 |
| Veteran Student Lounge or Designate Gathering Space | 0.05 | 3,092 | 0 | 0.00 | 0 | 0 | 0.05 | 3,092 | 0 |
| Veteran's Coordinator Support Staff | 0.30 | 18,552 | 0 | 0.00 | 0 | 0 | 0.30 | 18,552 | 0 |
| Total | 1.00 | \$61,840 | \$0 | 0.50 | \$17,746 | \$0 | 1.50 | \$79,586 | \$0 |
| | | | | | | | | All Funds | \$79,586 |

Higher Education Veterans Service Act
Fiscal Impact Survey for Fiscal Year 2019
Illinois State University

Person Completing 2019 Survey
Name: Judy Curtis
Email: jecurti@ilstu.edu
Phone: (309) 438-2209

Coordinator of Veterans and Military Personnel Student Services:
Name: Judy Curtis
Email: jecurti@ilstu.edu
Phone: (309) 438-2209

| | 2019 Actual Expenditures | | | | | | | | |
|---|--------------------------|-----------------|------------|----------------|------------------|-----------------|-------------|------------------|------------------|
| | Veterans Coordinator | | | Other Services | | | Total | | |
| | Staff Years | Dollars | | Staff Years | Dollars | | Staff Years | Dollars | |
| | | State | Other | | State | Other | | State | Other |
| Academic Counseling | 0.04 | \$2,842 | \$0 | 0.20 | \$1,600 | \$0 | 0.24 | \$4,442 | \$0 |
| Academic Support/Tutoring | 0.00 | 0 | 0 | 0.10 | 3,000 | 0 | 0.10 | 3,000 | 0 |
| Campus Social Events | 0.03 | 2,131 | 0 | 0.00 | 0 | 0 | 0.03 | 2,131 | 0 |
| Career Services | 0.00 | 0 | 0 | 0.06 | 2,498 | 0 | 0.06 | 2,498 | 0 |
| Counseling | 0.00 | 0 | 0 | 0.15 | 9,051 | 0 | 0.15 | 9,051 | 0 |
| Disability Services | 0.00 | 0 | 0 | 0.01 | 12,168 | 0 | 0.01 | 12,168 | 0 |
| Employment Assistance | 0.00 | 0 | 0 | 0.00 | 0 | 0 | 0.00 | 0 | 0 |
| Financial Aid Assistance Counseling | 0.00 | 0 | 0 | 0.00 | 0 | 0 | 0.00 | 0 | 0 |
| Health Services | 0.00 | 0 | 0 | 0.80 | 0 | 96,583 | 0.80 | 0 | 96,583 |
| Mentoring | 0.00 | 0 | 0 | 0.00 | 0 | 0 | 0.00 | 0 | 0 |
| Orientation | 0.05 | 3,552 | 0 | 0.01 | 375 | 0 | 0.06 | 3,927 | 0 |
| Tuition Assistance Counseling | 0.07 | 4,973 | 0 | 0.25 | 19,852 | 0 | 0.32 | 24,825 | 0 |
| Transition Assistance | 0.00 | 0 | 0 | 0.00 | 0 | 0 | 0.00 | 0 | 0 |
| Veterans Coordinator – Support Staff | 0.00 | 0 | 0 | 0.75 | 14,208 | 0 | 0.75 | 14,208 | 0 |
| Veteran Student Lounge or Designate Gathering Space | 0.01 | 710 | 0 | 0.00 | 0 | 0 | 0.01 | 710 | 0 |
| Certifying Official | 0.00 | 0 | 0 | 0.65 | 46,176 | 0 | 0.65 | 46,176 | 0 |
| Total | 0.20 | \$14,208 | \$0 | 2.98 | \$108,928 | \$96,583 | 3.18 | \$123,136 | \$96,583 |
| | | | | | | | | All Funds | \$219,719 |

Higher Education Veterans Service Act
Fiscal Impact Survey for Fiscal Year 2019
Northeastern Illinois University

Person Completing 2019 Survey
Name: Daniel Weber
Email: d-weber3@neiu.edu
Phone: (773) 442-4029

Coordinator of Veterans and Military Personnel Student Services:
Name: GeGe Carr (away until 6/1/2020)
Email: ge-carr@neiu.edu
Phone: (773) 442-4005

| | 2019 Actual Expenditures | | | | | | | | |
|--|--------------------------|-----------------|------------|----------------|----------------|------------|------------------|-----------------|------------|
| | Veterans Coordinator | | | Other Services | | | Total | | |
| | Staff Years | Dollars | | Staff Years | Dollars | | Staff Years | Dollars | |
| | | State | Other | | State | Other | | State | Other |
| Academic Counseling | 0.02 | \$ 975 | \$0 | 0.00 | \$0 | \$0 | 0.02 | \$ 975 | \$0 |
| Academic Support/Tutoring | 0.00 | 0 | 0 | 0.00 | 0 | 0 | 0.00 | 0 | 0 |
| Campus Social Events | 0.00 | 0 | 0 | 0.00 | 0 | 0 | 0.00 | 0 | 0 |
| Career Services | 0.02 | 975 | 0 | 0.00 | 0 | 0 | 0.02 | 975 | 0 |
| Counseling | 0.03 | 1,462 | 0 | 0.00 | 0 | 0 | 0.03 | 1,462 | 0 |
| Disability Services | 0.02 | 975 | 0 | 0.00 | 0 | 0 | 0.02 | 975 | 0 |
| Employment Assistance | 0.01 | 488 | 0 | 0.00 | 0 | 0 | 0.01 | 488 | 0 |
| Financial Aid Assistance Counseling | 0.03 | 1,178 | 0 | 0.15 | 5,850 | 0 | 0.18 | 7,028 | 0 |
| Health Services | 0.00 | 0 | 0 | 0.00 | 0 | 0 | 0.00 | 0 | 0 |
| Mentoring | 0.00 | 0 | 0 | 0.00 | 0 | 0 | 0.00 | 0 | 0 |
| Orientation | 0.00 | 0 | 0 | 0.00 | 0 | 0 | 0.00 | 0 | 0 |
| Tuition Assistance Counseling | 0.03 | 1,463 | 0 | 0.00 | 0 | 0 | 0.03 | 1,463 | 0 |
| Transition Assistance | 0.04 | 1,950 | 0 | 0.00 | 0 | 0 | 0.04 | 1,950 | 0 |
| Veterans Coordinator – Support Staff | 0.00 | 0 | 0 | 0.00 | 0 | 0 | 0.00 | 0 | 0 |
| Veteran Student Lounge or Designate Gathering Space | 0.00 | 0 | 0 | 0.00 | 0 | 0 | 0.00 | 0 | 0 |
| VA School Certifying Official, Certification of VA/State Benefits & VA SCO | 0.80 | 38,961 | 0 | 0.00 | 0 | 0 | 0.80 | 38,961 | 0 |
| Total | 1.00 | \$48,427 | \$0 | 0.15 | \$5,850 | \$0 | 1.15 | \$54,277 | \$0 |
| | | | | | | | All Funds | \$54,277 | |

Higher Education Veterans Service Act
Fiscal Impact Survey for Fiscal Year 2019
Northern Illinois University

Person Completing 2019 Survey
Name: Eric Armstrong
Email: earmstrong1@niu.edu
Phone: (815) 753-0944

Coordinator of Veterans and Military Personnel Student Services:
Name: Eric Armstrong
Email: earmstrong1@niu.edu
Phone: (815) 753-0944

| | 2019 Actual Expenditures | | | | | | | | |
|---|--------------------------|-----------------|------------|----------------|-----------------|------------|------------------|-----------------|------------|
| | Veterans Coordinator | | | Other Services | | | Total | | |
| | Staff Years | Dollars | | Staff Years | Dollars | | Staff Years | Dollars | |
| | | State | Other | | State | Other | | State | Other |
| Academic Counseling | 0.00 | \$0 | \$0 | 0.00 | \$0 | \$0 | 0.00 | \$0 | \$0 |
| Academic Support/Tutoring | 0.00 | 0 | 0 | 0.00 | 0 | 0 | 0.00 | 0 | 0 |
| Campus Social Events | 0.04 | 2,875 | 0 | 0.20 | 2,877 | 0 | 0.24 | 5,752 | 0 |
| Career Services | 0.04 | 2,875 | 0 | 0.20 | 2,877 | 0 | 0.24 | 5,752 | 0 |
| Counseling | 0.00 | 0 | 0 | 0.00 | 0 | 0 | 0.00 | 0 | 0 |
| Disability Services | 0.00 | 0 | 0 | 0.00 | 0 | 0 | 0.00 | 0 | 0 |
| Employment Assistance | 0.04 | 2,875 | 0 | 0.20 | 2,877 | 0 | 0.24 | 5,752 | 0 |
| Financial Aid Assistance Counseling | 0.00 | 0 | 0 | 0.00 | 0 | 0 | 0.00 | 0 | 0 |
| Health Services | 0.00 | 0 | 0 | 0.00 | 0 | 0 | 0.00 | 0 | 0 |
| Mentoring | 0.04 | 2,875 | 0 | 0.00 | 0 | 0 | 0.04 | 2,875 | 0 |
| Orientation | 0.00 | 0 | 0 | 0.20 | 2,878 | 0 | 0.20 | 2,878 | 0 |
| Tuition Assistance Counseling | 0.04 | 2,875 | 0 | 0.20 | 2,878 | 0 | 0.24 | 5,753 | 0 |
| Transition Assistance | 0.04 | 2,875 | 0 | 0.00 | 0 | 0 | 0.04 | 2,875 | 0 |
| Veterans Coordinator – Support Staff | 0.00 | 0 | 0 | 0.00 | 0 | 0 | 0.00 | 0 | 0 |
| Veteran Student Lounge or Designate Gathering Space | 0.00 | 0 | 0 | 0.00 | 0 | 0 | 0.00 | 0 | 0 |
| Certify Veteran Benefits | 0.76 | 51,746 | 0 | 0.00 | 0 | 0 | 0.76 | 51,746 | 0 |
| Total | 1.00 | \$68,996 | \$0 | 1.00 | \$14,387 | \$0 | 2.00 | \$83,383 | \$0 |
| | | | | | | | All Funds | \$83,383 | |

Higher Education Veterans Service Act
Fiscal Impact Survey for Fiscal Year 2019
Southern Illinois University Carbondale

Person Completing 2019 Survey
Name: Paul Copeland
Email: paul.copeland@siu.edu
Phone: (618) 453-1317

Coordinator of Veterans and Military Personnel Student Services:
Name: Paul Copeland
Email: paul.copeland@siu.edu
Phone: (618) 453-1317

| | 2019 Actual Expenditures | | | | | | | | |
|---|--------------------------|-----------------|----------------|----------------|------------------|-----------------|--------------|------------------|------------------|
| | Veterans Coordinator | | | Other Services | | | Total | | |
| | Staff Years | Dollars | | Staff Years | Dollars | | Staff Years | Dollars | |
| | | State | Other | | State | Other | | State | Other |
| Academic Counseling | 0.10 | \$5,545 | \$0 | 4.50 | \$159,750 | \$0 | 4.60 | \$165,295 | \$0 |
| Academic Support/Tutoring | 0.00 | 0 | 0 | 1.00 | 35,500 | 0 | 1.00 | 35,500 | 0 |
| Campus Social Events | 0.05 | 2,273 | 0 | 0.30 | 10,650 | 0 | 0.35 | 12,923 | 0 |
| Career Services | 0.05 | 2,273 | 0 | 1.00 | 35,500 | 0 | 1.05 | 37,773 | 0 |
| Counseling | 0.00 | 0 | 0 | 2.00 | 71,000 | 0 | 2.00 | 71,000 | 0 |
| Disability Services | 0.05 | 2,273 | 0 | 1.00 | 35,500 | 0 | 1.05 | 37,773 | 0 |
| Employment Assistance | 0.07 | 3,182 | 0 | 1.00 | 35,500 | 0 | 1.07 | 38,682 | 0 |
| Financial Aid Assistance Counseling | 0.40 | 20,680 | 0 | 2.00 | 71,000 | 0 | 2.40 | 91,680 | 0 |
| Health Services | 0.00 | 0 | 0 | 1.50 | 53,250 | 0 | 1.50 | 53,250 | 0 |
| Mentoring | 0.08 | 3,636 | 0 | 1.00 | 35,500 | 0 | 1.08 | 39,136 | 0 |
| Orientation | 0.08 | 3,636 | 0 | 0.50 | 17,750 | 0 | 0.58 | 21,386 | 0 |
| Tuition Assistance Counseling | 0.02 | 908 | 0 | 2.00 | 71,000 | 0 | 2.02 | 71,908 | 0 |
| Transition Assistance | 0.10 | 5,545 | 500 | 1.00 | 35,500 | 0 | 1.10 | 41,045 | 500 |
| Veterans Coordinator – Support Staff | 0.00 | 0 | 0 | 5.00 | 177,500 | 36,000 | 5.00 | 177,500 | 36,000 |
| Veteran Student Lounge or Designate Gathering Space | 0.00 | 0 | 1,417 | 0.30 | 10,650 | 0 | 0.30 | 10,650 | 1,417 |
| Graduation Recognition | 0.00 | 0 | 0 | 0.50 | 17,750 | 1,000 | 0.50 | 17,750 | 1,000 |
| Total | 1.00 | \$49,951 | \$1,917 | 24.60 | \$873,300 | \$37,000 | 25.60 | \$923,251 | \$38,917 |
| | | | | | | | | All Funds | \$962,168 |

Higher Education Veterans Service Act
Fiscal Impact Survey for Fiscal Year 2019
Southern Illinois University Edwardsville

Person Completing 2019 Survey
Name: Kevin Wathen
Email: kwathen@siue.edu
Phone: (618) 650-3169

Coordinator of Veterans and Military Personnel Student Services:
Name: Kevin Wathen
Email: kwathen@siue.edu
Phone: (618) 650-3169

| | 2019 Actual Expenditures | | | | | | | | |
|---|--------------------------|-----------------|------------|----------------|------------------|------------------|-------------|------------------|------------------|
| | Veterans Coordinator | | | Other Services | | | Total | | |
| | Staff Years | Dollars | | Staff Years | Dollars | | Staff Years | Dollars | |
| | | State | Other | | State | Other | | State | Other |
| Academic Counseling | 0.04 | \$3,000 | \$0 | 1.80 | \$132,841 | \$0 | 1.84 | \$135,841 | \$0 |
| Academic Support/Tutoring | 0.04 | 3,000 | 0 | 1.07 | 57,062 | 0 | 1.11 | 60,062 | 0 |
| Campus Social Events | 0.06 | 4,500 | 0 | 0.87 | 0 | 194,803 | 0.93 | 4,500 | 194,803 |
| Career Services | 0.03 | 2,250 | 0 | 0.44 | 19,655 | 3,785 | 0.47 | 21,905 | 3,785 |
| Counseling | 0.06 | 4,500 | 0 | 0.38 | 0 | 20,159 | 0.44 | 4,500 | 20,159 |
| Disability Services | 0.02 | 1,500 | 0 | 0.21 | 0 | 8,966 | 0.23 | 1,500 | 8,966 |
| Employment Assistance | 0.03 | 2,250 | 0 | 0.15 | 5,290 | 1,037 | 0.18 | 7,540 | 1,037 |
| Financial Aid Assistance Counseling | 0.12 | 9,000 | 0 | 0.58 | 25,294 | 0 | 0.70 | 34,294 | 0 |
| Health Services | 0.03 | 2,250 | 0 | 0.69 | 0 | 74,347 | 0.72 | 2,250 | 74,347 |
| Mentoring | 0.07 | 5,250 | 0 | 0.00 | 0 | 0 | 0.07 | 5,250 | 0 |
| Orientation | 0.12 | 9,000 | 0 | 0.01 | 2,835 | 22,433 | 0.13 | 11,835 | 22,433 |
| Tuition Assistance Counseling | 0.06 | 4,500 | 0 | 0.00 | 0 | 0 | 0.06 | 4,500 | 0 |
| Transition Assistance | 0.12 | 9,000 | 0 | 0.00 | 0 | 0 | 0.12 | 9,000 | 0 |
| Veterans Coordinator – Support Staff | 0.00 | 0 | 0 | 1.18 | 44,844 | 0 | 1.18 | 44,844 | 0 |
| Veteran Student Lounge or Designate Gathering Space | 0.10 | 7,500 | 0 | 0.00 | 0 | 0 | 0.10 | 7,500 | 0 |
| Outreach and Community Relationship Building | 0.10 | 7,500 | 0 | 0.00 | 0 | 0 | 0.10 | 7,500 | 0 |
| Total | 1.00 | \$75,000 | \$0 | 7.38 | \$287,821 | \$325,530 | 8.38 | \$362,821 | \$325,530 |
| | | | | | | | | All Funds | \$688,351 |

Higher Education Veterans Service Act
Fiscal Impact Survey for Fiscal Year 2019
U of I at Chicago

Person Completing 2019 Survey
Name: Jesus Molina
Email: jmolin6@uic.edu
Phone: 312-996-1455

Coordinator of Veterans and Military Personnel Student Services:
Name: Jesus Molina
Email: jmolin6@uic.edu
Phone: 312-996-1455

| | 2019 Actual Expenditures | | | | | | | | |
|---|--------------------------|-----------------|------------|----------------|------------------|------------|-------------|------------------|------------------|
| | Veterans Coordinator | | | Other Services | | | Total | | |
| | Staff Years | Dollars | | Staff Years | Dollars | | Staff Years | Dollars | |
| | | State | Other | | State | Other | | State | Other |
| Academic Counseling | 0.05 | \$2,542 | \$0 | 2.77 | \$97,020 | \$0 | 2.82 | \$99,562 | \$0 |
| Academic Support/Tutoring | 0.00 | 0 | 0 | 0.79 | 68,023 | 0 | 0.79 | 68,023 | 0 |
| Campus Social Events | 0.10 | 5,084 | 0 | 0.19 | 57,000 | 0 | 0.29 | 62,084 | 0 |
| Career Services | 0.05 | 2,542 | 0 | 0.09 | 5,775 | 0 | 0.14 | 8,317 | 0 |
| Counseling | 0.05 | 2,542 | 0 | 0.09 | 18,000 | 0 | 0.14 | 20,542 | 0 |
| Disability Services | 0.00 | 0 | 0 | 0.09 | 9,000 | 0 | 0.09 | 9,000 | 0 |
| Employment Assistance | 0.05 | 2,542 | 0 | 0.09 | 5,775 | 0 | 0.14 | 8,317 | 0 |
| Financial Aid Assistance Counseling | 0.15 | 7,626 | 0 | 0.75 | 4,500 | 0 | 0.90 | 12,126 | 0 |
| Health Services | 0.00 | 0 | 0 | 0.00 | 0 | 0 | 0.00 | 0 | 0 |
| Mentoring | 0.10 | 5,083 | 0 | 0.00 | 0 | 0 | 0.10 | 5,083 | 0 |
| Orientation | 0.10 | 5,083 | 0 | 0.15 | 7,500 | 0 | 0.25 | 12,583 | 0 |
| Tuition Assistance Counseling | 0.05 | 2,542 | 0 | 0.00 | 0 | 0 | 0.05 | 2,542 | 0 |
| Transition Assistance | 0.20 | 10,166 | 0 | 0.00 | 0 | 0 | 0.20 | 10,166 | 0 |
| Veterans Coordinator – Support Staff | 0.00 | 0 | 0 | 0.00 | 0 | 0 | 0.00 | 0 | 0 |
| Veteran Student Lounge or Designate Gathering Space | 0.10 | 5,084 | 0 | 0.33 | 26,500 | 0 | 0.43 | 31,584 | 0 |
| Other (Please Describe) | | | | | | | | | |
| Total | 1.00 | \$50,836 | \$0 | 5.34 | \$299,093 | \$0 | 6.34 | \$349,929 | \$0 |
| | | | | | | | | All Funds | \$349,929 |

Higher Education Veterans Service Act
Fiscal Impact Survey for Fiscal Year 2019
U of I at Springfield

Person Completing 2019 Survey
Name: Mark Dochterman
Email: mdoch2@uis.edu
Phone: (217) 206-8448

Coordinator of Veterans and Military Personnel Student Services:
Name: Mark Dochterman
Email: mdoch2@uis.edu
Phone: (217) 206-8448

| | 2019 Actual Expenditures | | | | | | | | |
|---|--------------------------|-----------------|----------------|----------------|-----------------|-----------------|-------------|------------------|-----------------|
| | Veterans Coordinator | | | Other Services | | | Total | | |
| | Staff Years | Dollars | | Staff Years | Dollars | | Staff Years | Dollars | |
| | | State | Other | | State | Other | | State | Other |
| Academic Counseling | 0.00 | \$12,000 | \$0 | 0.00 | \$0 | \$0 | 0.00 | \$12,000 | \$0 |
| Academic Support/Tutoring | 0.25 | 10,000 | 0 | 0.00 | 0 | 0 | 0.25 | 10,000 | 0 |
| Campus Social Events | 0.00 | 0 | 0 | 0.09 | 0 | 3,635 | 0.09 | 0 | 3,635 |
| Career Services | 0.00 | 0 | 0 | 0.23 | 11,577 | 10,005 | 0.23 | 11,577 | 10,005 |
| Counseling | 0.02 | 0 | 1,223 | 0.00 | 0 | 0 | 0.02 | 0 | 1,223 |
| Disability Services | 0.01 | 849 | 0 | 0.00 | 0 | 0 | 0.01 | 849 | 0 |
| Employment Assistance | 0.00 | 0 | 0 | 0.00 | 0 | 0 | 0.00 | 0 | 0 |
| Financial Aid Assistance Counseling | 0.75 | 21,437 | 0 | 0.00 | 0 | 0 | 0.75 | 21,437 | 0 |
| Health Services | 0.00 | 0 | 0 | 0.34 | 3,000 | 2,500 | 0.34 | 3,000 | 2,500 |
| Mentoring | 0.00 | 0 | 0 | 0.00 | 0 | 0 | 0.00 | 0 | 0 |
| Orientation | 0.00 | 0 | 0 | 0.00 | 0 | 0 | 0.00 | 0 | 0 |
| Tuition Assistance Counseling | 0.00 | 0 | 0 | 0.00 | 0 | 0 | 0.00 | 0 | 0 |
| Transition Assistance | 0.00 | 0 | 0 | 0.00 | 0 | 0 | 0.00 | 0 | 0 |
| Veterans Coordinator – Support Staff | 0.00 | 0 | 0 | 0.50 | 0 | 3,500 | 0.50 | 0 | 3,500 |
| Veteran Student Lounge or Designate Gathering Space | 0.00 | 0 | 0 | 0.00 | 0 | 3,500 | 0.00 | 0 | 3,500 |
| Veterans Services Coordinator & Veterans Affairs Office | 0.00 | 0 | 0 | 0.00 | 0 | 5,000 | 0.00 | 0 | 5,000 |
| Total | 1.03 | \$44,286 | \$1,223 | 1.16 | \$14,577 | \$28,140 | 2.19 | \$58,863 | \$29,363 |
| | | | | | | | | All Funds | \$88,226 |

Higher Education Veterans Service Act
Fiscal Impact Survey for Fiscal Year 2019
U of I at Urbana/Champaign

Person Completing 2019 Survey
Name: Jason Sakowski
Email: jsakowsk@illinois.edu
Phone: (217) 300-6704

Coordinator of Veterans and Military Personnel Student Services:
Name: Jason Sakowski
Email: jsakowsk@illinois.edu
Phone: (217) 300-6704

| | 2019 Actual Expenditures | | | | | | | | |
|---|--------------------------|------------|--------------------|----------------|------------|------------------|--------------|------------------|--------------------|
| | Veterans Coordinator | | | Other Services | | | Total | | |
| | Staff Years | Dollars | | Staff Years | Dollars | | Staff Years | Dollars | |
| | | State | Other | | State | Other | | State | Other |
| Academic Counseling | 0.25 | \$0 | \$2,000 | 0.25 | \$0 | \$25,000 | 0.50 | \$0 | \$27,000 |
| Academic Support/Tutoring | 0.25 | 0 | 0 | 0.25 | 0 | 25,000 | 0.50 | 0 | 25,000 |
| Campus Social Events | 1.00 | 0 | 10,000 | 0.10 | 0 | 0 | 1.10 | 0 | 10,000 |
| Career Services | 0.50 | 0 | 25,000 | 0.50 | 0 | 25,000 | 1.00 | 0 | 50,000 |
| Counseling | 1.00 | 0 | 25,000 | 1.00 | 0 | 62,000 | 2.00 | 0 | 87,000 |
| Disability Services | 1.00 | 0 | 20,000 | 1.00 | 0 | 60,000 | 2.00 | 0 | 80,000 |
| Employment Assistance | 0.25 | 0 | 15,000 | 0.25 | 0 | 25,000 | 0.50 | 0 | 40,000 |
| Financial Aid Assistance Counseling | 1.00 | 0 | 50,000 | 2.00 | 0 | 50,000 | 3.00 | 0 | 100,000 |
| Health Services | 0.25 | 0 | 0 | 0.25 | 0 | 10,000 | 0.50 | 0 | 10,000 |
| Mentoring | 0.25 | 0 | 20,000 | 0.10 | 0 | 10,000 | 0.35 | 0 | 30,000 |
| Orientation | 0.10 | 0 | 2,000 | 0.10 | 0 | 1,000 | 0.20 | 0 | 3,000 |
| Tuition Assistance Counseling | 0.25 | 0 | 20,000 | 0.00 | 0 | 0 | 0.25 | 0 | 20,000 |
| Transition Assistance | 0.25 | 0 | 20,000 | 0.25 | 0 | 20,000 | 0.50 | 0 | 40,000 |
| Veterans Coordinator – Support Staff | 0.00 | 0 | 0 | 6.00 | 0 | 57,000 | 6.00 | 0 | 57,000 |
| Veteran Student Lounge or Designate Gathering Space | 3.00 | 0 | 4,000,000 | 3.00 | 0 | 400,000 | 6.00 | 0 | 4,400,000 |
| Total | 9.35 | \$0 | \$4,209,000 | 15.05 | \$0 | \$770,000 | 24.40 | \$0 | \$4,979,000 |
| | | | | | | | | All Funds | \$4,979,000 |

Higher Education Veterans Service Act
Fiscal Impact Survey for Fiscal Year 2019
Western Illinois University

Person Completing 2019 Survey
Name: Ronald Pettigrew
Email: R-Pettigrew@wiu.edu
Phone: (309) 298-3505

Coordinator of Veterans and Military Personnel Student
Services:
Name: Ronald Pettigrew
Email: VeteransResources@wiu.edu
Phone: (309) 298-3505

| | 2019 Actual Expenditures | | | | | | | | |
|--|--------------------------|-----------------|------------|----------------|------------------|------------------|----------------|------------------|------------------|
| | Veterans Coordinator | | | Other Services | | | Total | | |
| | Staff Years | Dollars | | Staff Years | Dollars | | Staff Years | Dollars | |
| | | State | Other | | State | Other | | State | Other |
| Academic Counseling | 0.05 | \$1,209 | \$0 | 2.60 | \$186,808 | \$0 | 2.65 | \$188,017 | \$0 |
| Academic Support/Tutoring | 0.05 | 589 | 0 | 0.50 | 9,014 | 0 | 0.55 | 9,603 | 0 |
| Campus Social Events | 0.11 | 1,816 | 0 | 0.15 | 16,100 | 0 | 0.26 | 17,916 | 0 |
| Career Services | 0.02 | 589 | 0 | 0.05 | 4,865 | 0 | 0.07 | 5,454 | 0 |
| Counseling | 0.00 | 0 | 0 | 0.03 | 2,603 | 0 | 0.03 | 2,603 | 0 |
| Disability Services | 0.00 | 0 | 0 | 0.05 | 2,523 | 0 | 0.05 | 2,523 | 0 |
| Employment Assistance | 0.09 | 5,986 | 0 | 0.30 | 8,052 | 0 | 0.39 | 14,038 | 0 |
| Financial Aid Assistance Counseling | 0.10 | 6,668 | 0 | 0.83 | 6,171 | 0 | 0.93 | 12,839 | 0 |
| Health Services | 0.01 | 605 | 0 | 0.14 | 6,081 | 0 | 0.15 | 6,686 | 0 |
| Mentoring | 0.02 | 817 | 0 | 0.01 | 1,613 | 0 | 0.03 | 2,430 | 0 |
| Orientation | 0.01 | 605 | 0 | 0.01 | 668 | 0 | 0.02 | 1,273 | 0 |
| Tuition Assistance Counseling | 0.00 | 0 | 0 | 0.01 | 313 | 0 | 0.01 | 313 | 0 |
| Transition Assistance | 0.20 | 13,181 | 0 | 0.38 | 20,202 | 635 | 0.58 | 33,383 | 635 |
| Veterans Coordinator – Support Staff | 0.00 | 0 | 0 | 0.29 | 14,262 | 8,372 | 0.29 | 14,262 | 8,372 |
| Veteran Student Lounge or Designate Gathering Space | 0.02 | 1,209 | 0 | 0.10 | 1,246 | 0 | 0.12 | 2,455 | 0 |
| GI Bill Assistance & State Program Assistance, Campus Awareness and Training | 0.07 | 1,816 | 0 | 0.14 | 11,070 | 0 | 0.21 | 12,886 | 0 |
| Early Awareness & Intervention | 0.06 | 3,982 | 0 | 0.07 | 5,242 | 0 | 0.13 | 9,224 | 0 |
| Retention Efforts & Veteran Coordinator Support Svcs | 0.18 | 11,661 | 0 | 0.04 | 2,400 | 0 | 0.22 | 14,061 | 0 |
| GI Bill Certification & Military Science | 0.02 | 2,191 | 0 | 0.92 | 25,583 | 0 | 0.94 | 27,774 | 0 |
| Total | 1.01 | \$52,924 | \$0 | 6.62 | \$324,816 | \$309,007 | 7.63 | \$377,740 | \$309,007 |
| | | | | | | | | All Funds | \$686,747 |

Higher Education Veterans Service Act
Fiscal Impact Survey for Fiscal Year 2019
Black Hawk College

Person Completing 2019 Survey
Name: Thomas G Reagan
Email: reagant@bhc.edu
Phone: (309) 796-5501

Coordinator of Veterans and Military Personnel Student Services:
Name: Thomas G Reagan
Email: reagant@bhc.edu
Phone: (309) 796-5501

| | 2019 Actual Expenditures | | | | | | | | |
|---|--------------------------|------------|-----------------|----------------|------------|-----------------|-------------|------------------|-----------------|
| | Veterans Coordinator | | | Other Services | | | Total | | |
| | Staff Years | Dollars | | Staff Years | Dollars | | Staff Years | Dollars | |
| | | State | Other | | State | Other | | State | Other |
| Academic Counseling | 0.03 | \$0 | \$1,518 | 0.40 | \$0 | \$1,600 | 0.43 | \$0 | \$3,118 |
| Academic Support/Tutoring | 0.00 | 0 | 0 | 0.01 | 0 | 321 | 0.01 | 0 | 321 |
| Campus Social Events | 0.10 | 0 | 5,059 | 0.08 | 0 | 2,300 | 0.18 | 0 | 7,359 |
| Career Services | 0.00 | 0 | 0 | 0.03 | 0 | 490 | 0.03 | 0 | 490 |
| Counseling | 0.00 | 0 | 0 | 0.15 | 0 | 5,200 | 0.15 | 0 | 5,200 |
| Disability Services | 0.00 | 0 | 0 | 0.01 | 0 | 278 | 0.01 | 0 | 278 |
| Employment Assistance | 0.02 | 0 | 1,012 | 0.00 | 0 | 0 | 0.02 | 0 | 1,012 |
| Financial Aid Assistance Counseling | 0.50 | 0 | 25,294 | 0.00 | 0 | 0 | 0.50 | 0 | 25,294 |
| Health Services | 0.00 | 0 | 0 | 0.00 | 0 | 0 | 0.00 | 0 | 0 |
| Mentoring | 0.20 | 0 | 10,118 | 0.00 | 0 | 0 | 0.20 | 0 | 10,118 |
| Orientation | 0.00 | 0 | 0 | 0.04 | 0 | 1,100 | 0.04 | 0 | 1,100 |
| Tuition Assistance Counseling | 0.05 | 0 | 2,529 | 0.20 | 0 | 1,600 | 0.25 | 0 | 4,129 |
| Transition Assistance | 0.10 | 0 | 5,059 | 0.00 | 0 | 0 | 0.10 | 0 | 5,059 |
| Veterans Coordinator – Support Staff | 0.00 | 0 | 0 | 0.00 | 0 | 0 | 0.00 | 0 | 0 |
| Veteran Student Lounge or Designate Gathering Space | 0.00 | 0 | 0 | 0.45 | 0 | 13,448 | 0.45 | 0 | 13,448 |
| Total | 1.00 | \$0 | \$50,589 | 1.37 | \$0 | \$26,337 | 2.37 | \$0 | \$76,926 |
| | | | | | | | | All Funds | \$76,926 |

Higher Education Veterans Service Act
Fiscal Impact Survey for Fiscal Year 2019
Carl Sandburg College

Person Completing 2019 Survey
Name: Michelle Erickson
Email: merickson@sandburg.edu
Phone: (309) 341-5321

Coordinator of Veterans and Military Personnel Student
Services:
Name: Michelle Erickson
Email: merickson@sandburg.edu
Phone: (309) 341-5321

| | 2019 Actual Expenditures | | | | | | | | |
|---|--------------------------|-----------------|------------|----------------|-----------------|------------|----------------|------------------|------------------|
| | Veterans Coordinator | | | Other Services | | | Total | | |
| | Staff Years | Dollars | | Staff Years | Dollars | | Staff Years | Dollars | |
| | | State | Other | | State | Other | | State | Other |
| Academic Counseling | 0.30 | \$12,246 | \$0 | 0.70 | \$31,163 | \$0 | 1.00 | \$43,409 | \$0 |
| Academic Support/Tutoring | 0.00 | 0 | 0 | 0.10 | 2,575 | 0 | 0.10 | 2,575 | 0 |
| Campus Social Events | 0.09 | 3,674 | 0 | 0.15 | 4,943 | 0 | 0.24 | 8,617 | 0 |
| Career Services | 0.04 | 1,633 | 0 | 0.10 | 4,252 | 0 | 0.14 | 5,885 | 0 |
| Counseling | 0.00 | 0 | 0 | 0.00 | 0 | 0 | 0.00 | 0 | 0 |
| Disability Services | 0.00 | 0 | 0 | 0.05 | 2,751 | 0 | 0.05 | 2,751 | 0 |
| Employment Assistance | 0.04 | 1,633 | 0 | 0.05 | 2,575 | 0 | 0.09 | 4,208 | 0 |
| Financial Aid Assistance Counseling | 0.35 | 14,287 | 0 | 0.40 | 16,748 | 0 | 0.75 | 31,035 | 0 |
| Health Services | 0.00 | 0 | 0 | 0.00 | 0 | 0 | 0.00 | 0 | 0 |
| Mentoring | 0.00 | 0 | 0 | 0.00 | 0 | 0 | 0.00 | 0 | 0 |
| Orientation | 0.04 | 1,633 | 0 | 0.07 | 2,383 | 0 | 0.11 | 4,016 | 0 |
| Tuition Assistance Counseling | 0.00 | 0 | 0 | 0.00 | 0 | 0 | 0.00 | 0 | 0 |
| Transition Assistance | 0.04 | 1,633 | 0 | 0.10 | 2,923 | 0 | 0.14 | 4,556 | 0 |
| Veterans Coordinator – Support Staff | 0.00 | 0 | 0 | 0.00 | 0 | 0 | 0.00 | 0 | 0 |
| Veteran Student Lounge or Designate Gathering Space | 0.10 | 4,082 | 0 | 0.15 | 4,943 | 0 | 0.25 | 9,025 | 0 |
| Total | 1.00 | \$40,821 | \$0 | 1.87 | \$75,256 | \$0 | 2.87 | \$116,077 | \$0 |
| | | | | | | | | All Funds | \$116,077 |

Higher Education Veterans Service Act
Fiscal Impact Survey for Fiscal Year 2019
CCC - Harold Washington College

Person Completing 2019 Survey
Name: Marcus Williams EI
Email: mwilliamsel@ccc.edu
Phone: (312) 553-5717

Coordinator of Veterans and Military Personnel Student
Services:
Name: Marcus Williams EI
Email: mwilliamsel@ccc.edu
Phone: (312) 553-5717

| | 2019 Actual Expenditures | | | | | | | | |
|--|--------------------------|-----------------|------------|----------------|------------------|-----------------|----------------|------------------|------------------|
| | Veterans Coordinator | | | Other Services | | | Total | | |
| | Staff Years | Dollars | | Staff Years | Dollars | | Staff Years | Dollars | |
| | | State | Other | | State | Other | | State | Other |
| Academic Counseling | 0.00 | \$0 | \$0 | 1.20 | \$77,906 | \$1,113 | 1.20 | \$77,906 | \$1,113 |
| Academic Support/Tutoring | 0.00 | 0 | 0 | 0.03 | 0 | 337 | 0.03 | 0 | 337 |
| Campus Social Events | 0.10 | 4,201 | 0 | 0.07 | 1,669 | 561 | 0.17 | 5,870 | 561 |
| Career Services | 0.05 | 2,101 | 0 | 0.03 | 0 | 337 | 0.08 | 2,101 | 337 |
| Counseling | 0.10 | 4,201 | 0 | 0.04 | 1,669 | 225 | 0.14 | 5,870 | 225 |
| Disability Services | 0.04 | 1,680 | 0 | 0.04 | 1,669 | 225 | 0.08 | 3,349 | 225 |
| Employment Assistance | 0.03 | 1,260 | 0 | 0.05 | 0 | 561 | 0.08 | 1,260 | 561 |
| Financial Aid Assistance Counseling | 0.10 | 4,201 | 0 | 0.03 | 1,669 | 337 | 0.13 | 5,870 | 337 |
| Health Services | 0.02 | 840 | 0 | 0.02 | 0 | 225 | 0.04 | 840 | 225 |
| Mentoring | 0.03 | 1,260 | 0 | 0.07 | 458 | 337 | 0.10 | 1,718 | 337 |
| Orientation | 0.05 | 2,101 | 0 | 0.06 | 2,127 | 0 | 0.11 | 4,228 | 0 |
| Tuition Assistance Counseling | 0.03 | 1,260 | 0 | 0.05 | 1,669 | 337 | 0.08 | 2,929 | 337 |
| Transition Assistance | 0.10 | 4,201 | 0 | 0.26 | 834 | 2,807 | 0.36 | 5,035 | 2,807 |
| Veterans Coordinator – Support Staff | 0.00 | 0 | 0 | 0.00 | 0 | 0 | 0.00 | 0 | 0 |
| Veteran Student Lounge or Designate Gathering Space | 0.10 | 4,201 | 0 | 0.07 | 4,172 | 225 | 0.17 | 8,373 | 225 |
| VA Work Study Supervision & Certification of Veteran Benefits | 0.10 | 4,201 | 0 | 0.90 | 49,000 | 0 | 1.00 | 53,201 | 0 |
| Vet Club Advising & VA Work Study Supervision | 0.05 | 2,101 | 0 | 0.05 | 4,172 | 0 | 0.10 | 6,273 | 0 |
| Military Transcript Evaluation, VA Educational Benefits & Vet Club | 0.10 | 4,201 | 0 | 0.06 | 834 | 561 | 0.16 | 5,035 | 561 |
| VA Educational Benefits | 0.00 | 0 | 0 | 0.11 | 834 | 1,113 | 0.11 | 834 | 1,113 |
| VA Work Study | 0.00 | 0 | 0 | 0.09 | 0 | 1,011 | 0.09 | 0 | 1,011 |
| Total | 1.00 | \$42,010 | \$0 | 3.23 | \$148,682 | \$10,312 | 4.23 | \$190,692 | \$10,312 |
| | | | | | | | | All Funds | \$201,004 |

Higher Education Veterans Service Act
Fiscal Impact Survey for Fiscal Year 2019
CCC - Harry S Truman College

Person Completing 2019 Survey
Name: Sean Heraty
Email: sheraty@ccc.edu
Phone: (773) 907-4833

Coordinator of Veterans and Military Personnel Student
Services:
Name: Sean Heraty
Email: sheraty@ccc.edu
Phone: (773) 359-7773

| | 2019 Actual Expenditures | | | | | | | | |
|---|--------------------------|-----------------|------------|----------------|-----------------|-----------------|------------------|------------------|-----------------|
| | Veterans Coordinator | | | Other Services | | | Total | | |
| | Staff Years | Dollars | | Staff Years | Dollars | | Staff Years | Dollars | |
| | | State | Other | | State | Other | | State | Other |
| Academic Counseling | 0.08 | \$4,384 | \$0 | 0.30 | \$21,512 | \$0 | 0.38 | \$25,896 | \$0 |
| Academic Support/Tutoring | 0.04 | 2,192 | 0 | 0.07 | 4,036 | 0 | 0.11 | 6,228 | 0 |
| Campus Social Events | 0.04 | 2,192 | 0 | 0.03 | 1,644 | 0 | 0.07 | 3,836 | 0 |
| Career Services | 0.03 | 1,644 | 0 | 0.02 | 1,436 | 0 | 0.05 | 3,080 | 0 |
| Counseling | 0.05 | 2,740 | 0 | 0.03 | 2,100 | 0 | 0.08 | 4,840 | 0 |
| Disability Services | 0.02 | 1,096 | 0 | 0.04 | 2,550 | 0 | 0.06 | 3,646 | 0 |
| Employment Assistance | 0.02 | 1,096 | 0 | 0.03 | 2,154 | 0 | 0.05 | 3,250 | 0 |
| Financial Aid Assistance Counseling | 0.06 | 3,288 | 0 | 0.05 | 2,595 | 0 | 0.11 | 5,883 | 0 |
| Health Services | 0.02 | 1,096 | 0 | 0.00 | 0 | 0 | 0.02 | 1,096 | 0 |
| Mentoring | 0.03 | 1,644 | 0 | 0.00 | 0 | 0 | 0.03 | 1,644 | 0 |
| Orientation | 0.02 | 1,096 | 0 | 0.01 | 422 | 0 | 0.03 | 1,518 | 0 |
| Tuition Assistance Counseling | 0.03 | 1,644 | 0 | 0.03 | 1,557 | 0 | 0.06 | 3,201 | 0 |
| Transition Assistance | 0.30 | 16,440 | 0 | 0.00 | 0 | 0 | 0.30 | 16,440 | 0 |
| Veterans Coordinator – Support Staff | 0.00 | 0 | 0 | 0.00 | 0 | 0 | 0.00 | 0 | 0 |
| Veteran Student Lounge or Designate Gathering Space | 0.06 | 3,288 | 0 | 0.90 | 0 | 12,000 | 0.96 | 3,288 | 12,000 |
| Other (Please Describe) | | | | | | | | | |
| VA Educ Benefits & VA Certifying Official | 0.07 | 3,836 | 0 | 0.51 | 26,448 | 0 | 0.58 | 30,284 | 0 |
| VA Work Study Supervision & Military Transcript Evaluator | 0.05 | 2,740 | 0 | 0.03 | 1,433 | 0 | 0.08 | 4,173 | 0 |
| Military Transcripts | 0.03 | 1,644 | 0 | 0.00 | 0 | 0 | 0.03 | 1,644 | 0 |
| VA Club Advisor | 0.05 | 2,740 | 0 | 0.00 | 0 | 0 | 0.05 | 2,740 | 0 |
| Total | 1.00 | \$54,800 | \$0 | 2.05 | \$67,887 | \$12,000 | 3.05 | \$122,687 | \$12,000 |
| | | | | | | | All Funds | \$134,687 | |

Higher Education Veterans Service Act
Fiscal Impact Survey for Fiscal Year 2019
CCC - Kennedy-King College

Person Completing 2019 Survey
Name: Gabriel Villagomez
Email: gvillagomez13@ccc.edu
Phone: (773) 602-5152

Coordinator of Veterans and Military Personnel Student
Services:
Name: Gabriel
Email: Villagomez
Phone: (773) 602-5152

| | 2019 Actual Expenditures | | | | | | | | |
|---|--------------------------|-----------------|------------|----------------|------------------|-----------------|----------------|------------------|------------------|
| | Veterans Coordinator | | | Other Services | | | Total | | |
| | Staff Years | Dollars | | Staff Years | Dollars | | Staff Years | Dollars | |
| | | State | Other | | State | Other | | State | Other |
| Academic Counseling | 0.05 | \$2,822 | \$0 | 0.75 | \$57,489 | \$0 | 0.80 | \$60,311 | \$0 |
| Academic Support/Tutoring | 0.05 | 2,822 | 0 | 0.05 | 0 | 2,587 | 0.10 | 2,822 | 2,587 |
| Campus Social Events | 0.05 | 2,822 | 0 | 0.05 | 0 | 2,587 | 0.10 | 2,822 | 2,587 |
| Career Services | 0.03 | 1,694 | 0 | 0.05 | 0 | 2,587 | 0.08 | 1,694 | 2,587 |
| Counseling | 0.05 | 2,822 | 0 | 0.05 | 0 | 0 | 0.10 | 2,822 | 0 |
| Disability Services | 0.02 | 1,128 | 0 | 0.05 | 0 | 0 | 0.07 | 1,128 | 0 |
| Employment Assistance | 0.07 | 3,950 | 0 | 0.00 | 0 | 0 | 0.07 | 3,950 | 0 |
| Financial Aid Assistance Counseling | 0.05 | 2,822 | 0 | 0.00 | 0 | 0 | 0.05 | 2,822 | 0 |
| Health Services | 0.02 | 1,128 | 0 | 0.00 | 0 | 0 | 0.02 | 1,128 | 0 |
| Mentoring | 0.05 | 2,822 | 0 | 0.00 | 0 | 0 | 0.05 | 2,822 | 0 |
| Orientation | 0.05 | 2,822 | 0 | 0.00 | 0 | 0 | 0.05 | 2,822 | 0 |
| Tuition Assistance Counseling | 0.05 | 2,822 | 0 | 0.00 | 0 | 0 | 0.05 | 2,822 | 0 |
| Transition Assistance | 0.15 | 8,465 | 0 | 0.02 | 0 | 2,400 | 0.17 | 8,465 | 2,400 |
| Veterans Coordinator – Support Staff | 0.00 | 0 | 0 | 0.00 | 0 | 0 | 0.00 | 0 | 0 |
| Veteran Student Lounge or Designate Gathering Space | 0.02 | 1,128 | 0 | 2.86 | 0 | 43,976 | 2.88 | 1,128 | 43,976 |
| VA Work Study Supervision | 0.10 | 5,644 | 0 | 0.90 | 52,524 | 0 | 1.00 | 58,168 | 0 |
| Vet Club Advising & Education Benefit Advising | 0.04 | 2,257 | 0 | 0.00 | 0 | 0 | 0.04 | 2,257 | 0 |
| VA Education Benefits Advising | 0.15 | 8,465 | 0 | 0.00 | 0 | 0 | 0.15 | 8,465 | 0 |
| Total | 1.00 | \$56,435 | \$0 | 4.78 | \$110,013 | \$54,137 | 5.78 | \$166,448 | \$54,137 |
| | | | | | | | | All Funds | \$220,585 |

Higher Education Veterans Service Act
Fiscal Impact Survey for Fiscal Year 2019
CCC - Malcolm X College

Person Completing 2019 Survey
Name: Robert Thompson
Email: rthompson82@ccc.edu
Phone: (312) 850-7859

Coordinator of Veterans and Military Personnel Student
Services:
Name: Robert Thompson
Email: rthompson82@ccc.edu
Phone: (312) 850-7859

| | 2019 Actual Expenditures | | | | | | | | |
|--|--------------------------|-----------------|------------|----------------|------------------|-----------------|----------------|------------------|------------------|
| | Veterans Coordinator | | | Other Services | | | Total | | |
| | Staff Years | Dollars | | Staff Years | Dollars | | Staff Years | Dollars | |
| | | State | Other | | State | Other | | State | Other |
| Academic Counseling | 0.03 | \$1,829 | \$0 | 0.50 | \$34,656 | \$0 | 0.53 | \$36,485 | \$0 |
| Academic Support/Tutoring | 0.03 | 1,829 | 0 | 0.30 | 7,500 | 0 | 0.33 | 9,329 | 0 |
| Campus Social Events | 0.05 | 3,048 | 0 | 0.06 | 4,612 | 0 | 0.11 | 7,660 | 0 |
| Career Services | 0.03 | 1,829 | 0 | 0.06 | 4,290 | 0 | 0.09 | 6,119 | 0 |
| Counseling | 0.02 | 1,219 | 0 | 0.06 | 3,336 | 0 | 0.08 | 4,555 | 0 |
| Disability Services | 0.02 | 1,219 | 0 | 0.06 | 4,581 | 0 | 0.08 | 5,800 | 0 |
| Employment Assistance | 0.03 | 1,829 | 0 | 0.06 | 4,290 | 0 | 0.09 | 6,119 | 0 |
| Financial Aid Assistance Counseling | 0.04 | 2,439 | 0 | 0.30 | 23,778 | 0 | 0.34 | 26,217 | 0 |
| Health Services | 0.02 | 1,219 | 0 | 0.02 | 977 | 0 | 0.04 | 2,196 | 0 |
| Mentoring | 0.04 | 2,439 | 0 | 0.02 | 1,371 | 0 | 0.06 | 3,810 | 0 |
| Orientation | 0.03 | 1,829 | 0 | 0.01 | 500 | 0 | 0.04 | 2,329 | 0 |
| Tuition Assistance Counseling | 0.03 | 1,829 | 0 | 0.03 | 1,430 | 0 | 0.06 | 3,259 | 0 |
| Transition Assistance | 0.30 | 18,290 | 0 | 0.00 | 0 | 0 | 0.30 | 18,290 | 0 |
| Veterans Coordinator – Support Staff | 0.00 | 0 | 0 | 0.00 | 0 | 0 | 0.00 | 0 | 0 |
| Veteran Student Lounge or Designate Gathering Space | 0.05 | 3,048 | 0 | 1.78 | 0 | 30,537 | 1.83 | 3,048 | 30,537 |
| Work study supervision, Veterans Club Advising & Certification of Benefits | 0.04 | 2,439 | 0 | 0.50 | 39,631 | 0 | 0.54 | 42,070 | 0 |
| Military Transcript Evaluation & VA Benefits | 0.05 | 3,048 | 0 | 0.06 | 4,755 | 0 | 0.11 | 7,803 | 0 |
| Veterans Club Advising & Military Transcript Evaluation | 0.05 | 3,048 | 0 | 0.05 | 3,149 | 0 | 0.10 | 6,197 | 0 |
| Community Outreach | 0.05 | 3,048 | 0 | 0.00 | 0 | 0 | 0.05 | 3,048 | 0 |
| Pre-Certification of VA Benefits | 0.04 | 2,439 | 0 | 0.00 | 0 | 0 | 0.04 | 2,439 | 0 |
| VA Workstudy Supervision | 0.05 | 3,048 | 0 | 0.00 | 0 | 0 | 0.05 | 3,048 | 0 |
| Total | 1.00 | \$60,965 | \$0 | 3.87 | \$138,856 | \$30,537 | 4.87 | \$199,821 | \$30,537 |
| | | | | | | | | All Funds | \$230,358 |

Higher Education Veterans Service Act
Fiscal Impact Survey for Fiscal Year 2019
CCC - Olive-Harvey College

Person Completing 2019 Survey
Name: Derek Tyson
Email: dtyson1@ccc.edu
Phone: (773) 291-6190

Coordinator of Veterans and Military Personnel Student Services:
Name: Derek Tyson
Email: dtyson1@ccc.edu
Phone: (773) 291-6190

| | 2019 Actual Expenditures | | | | | | | | |
|---|--------------------------|-----------------|------------|----------------|-----------------|----------------|-------------|------------------|------------------|
| | Veterans Coordinator | | | Other Services | | | Total | | |
| | Staff Years | Dollars | | Staff Years | Dollars | | Staff Years | Dollars | |
| | | State | Other | | State | Other | | State | Other |
| Academic Counseling | 0.03 | \$3,386 | \$0 | 0.03 | \$1,392 | \$0 | 0.06 | \$4,778 | \$0 |
| Academic Support/Tutoring | 0.02 | 3,386 | 0 | 0.02 | 928 | 0 | 0.04 | 4,314 | 0 |
| Campus Social Events | 0.05 | 3,386 | 0 | 0.03 | 1,392 | 0 | 0.08 | 4,778 | 0 |
| Career Services | 0.02 | 1,700 | 0 | 0.03 | 1,392 | 0 | 0.05 | 3,092 | 0 |
| Counseling | 0.05 | 3,386 | 0 | 0.03 | 1,392 | 0 | 0.08 | 4,778 | 0 |
| Disability Services | 0.02 | 1,229 | 0 | 0.02 | 928 | 0 | 0.04 | 2,157 | 0 |
| Employment Assistance | 0.02 | 2,257 | 0 | 0.04 | 1,856 | 0 | 0.06 | 4,113 | 0 |
| Financial Aid Assistance Counseling | 0.03 | 1,709 | 0 | 0.04 | 1,392 | 0 | 0.07 | 3,101 | 0 |
| Health Services | 0.02 | 1,215 | 0 | 0.02 | 928 | 0 | 0.04 | 2,143 | 0 |
| Mentoring | 0.05 | 1,700 | 0 | 0.02 | 928 | 0 | 0.07 | 2,628 | 0 |
| Orientation | 0.04 | 3,386 | 0 | 0.04 | 1,856 | 0 | 0.08 | 5,242 | 0 |
| Tuition Assistance Counseling | 0.06 | 2,257 | 0 | 0.40 | 18,560 | 0 | 0.46 | 20,817 | 0 |
| Transition Assistance | 0.04 | 3,386 | 0 | 0.03 | 1,392 | 0 | 0.07 | 4,778 | 0 |
| Veterans Coordinator – Support Staff | 0.00 | 0 | 0 | 0.00 | 0 | 0 | 0.00 | 0 | 0 |
| Veteran Student Lounge or Designate Gathering Space | 0.05 | 3,386 | 0 | 0.05 | 2,784 | 8,024 | 0.10 | 6,170 | 8,024 |
| VA Educ Benefits | 0.20 | 3,386 | 0 | 0.05 | 2,784 | 0 | 0.25 | 6,170 | 0 |
| VA Work Study Supervision | 0.20 | 3,386 | 0 | 0.05 | 2,784 | 0 | 0.25 | 6,170 | 0 |
| Military Transcripts | 0.05 | 2,822 | 0 | 0.05 | 2,784 | 0 | 0.10 | 5,606 | 0 |
| VA Club Advisor | 0.05 | 3,386 | 0 | 0.05 | 2,784 | 0 | 0.10 | 6,170 | 0 |
| Total | 1.00 | \$48,749 | \$0 | 1.00 | \$48,256 | \$8,024 | 2.00 | \$97,005 | \$8,024 |
| | | | | | | | | All Funds | \$105,029 |

Higher Education Veterans Service Act
 Fiscal Impact Survey for Fiscal Year 2019
 CCC - Richard J. Daley College

Person Completing 2019 Survey
 Name: Erin Rubio
 Email: erubio28@ccc.edu
 Phone: (773) 838-7784

Coordinator of Veterans and Military Personnel Student Services:
 Name: Erin Rubio
 Email: erubio28@ccc.edu
 Phone: (773) 838-7784

| | 2019 Actual Expenditures | | | | | | | | |
|---|--------------------------|-----------------|------------|----------------|-----------------|------------|-------------|------------------|-----------------|
| | Veterans Coordinator | | | Other Services | | | Total | | |
| | Staff Years | Dollars | | Staff Years | Dollars | | Staff Years | Dollars | |
| | | State | Other | | State | Other | | State | Other |
| Academic Counseling | 0.01 | \$ 830 | \$0 | 0.20 | \$2,204 | \$0 | 0.21 | \$3,034 | \$0 |
| Academic Support/Tutoring | 0.01 | 830 | 0 | 0.10 | 1,102 | 0 | 0.11 | 1,932 | 0 |
| Campus Social Events | 0.03 | 2,490 | 0 | 0.05 | 5,510 | 0 | 0.08 | 8,000 | 0 |
| Career Services | 0.01 | 830 | 0 | 0.03 | 3,306 | 0 | 0.04 | 4,136 | 0 |
| Counseling | 0.01 | 830 | 0 | 0.02 | 2,204 | 0 | 0.03 | 3,034 | 0 |
| Disability Services | 0.05 | 4,150 | 0 | 0.05 | 5,510 | 0 | 0.10 | 9,660 | 0 |
| Employment Assistance | 0.01 | 830 | 0 | 0.00 | 0 | 0 | 0.01 | 830 | 0 |
| Financial Aid Assistance Counseling | 0.05 | 4,150 | 0 | 0.25 | 25,363 | 0 | 0.30 | 29,513 | 0 |
| Health Services | 0.01 | 830 | 0 | 0.00 | 0 | 0 | 0.01 | 830 | 0 |
| Mentoring | 0.01 | 830 | 0 | 0.00 | 0 | 0 | 0.01 | 830 | 0 |
| Orientation | 0.01 | 830 | 0 | 0.00 | 0 | 0 | 0.01 | 830 | 0 |
| Tuition Assistance Counseling | 0.01 | 830 | 0 | 0.00 | 0 | 0 | 0.01 | 830 | 0 |
| Transition Assistance | 0.01 | 830 | 0 | 0.00 | 0 | 0 | 0.01 | 830 | 0 |
| Veterans Coordinator – Support Staff | 0.00 | 0 | 0 | 0.00 | 0 | 0 | 0.00 | 0 | 0 |
| Veteran Student Lounge or Designate Gathering Space | 0.06 | 4,980 | 0 | 0.00 | 0 | 0 | 0.06 | 4,980 | 0 |
| Veteran Work Study Supervision | 0.04 | 3,320 | 0 | 0.00 | 0 | 0 | 0.04 | 3,320 | 0 |
| Total | 0.33 | \$27,390 | \$0 | 0.70 | \$45,199 | \$0 | 1.03 | \$72,589 | \$0 |
| | | | | | | | | All Funds | \$72,589 |

Higher Education Veterans Service Act
Fiscal Impact Survey for Fiscal Year 2019
CCC - Wilbur Wright College

Person Completing 2019 Survey
Name: Bryan Soske
Email: bsoske@ccc.edu
Phone: (773) 481-8012

Coordinator of Veterans and Military Personnel Student Services:
Name: Bryan Soske
Email: bsoske@ccc.edu
Phone: (773) 481-8012

| | 2019 Actual Expenditures | | | | | | | | |
|---|--------------------------|-----------------|------------|----------------|------------------|-----------------|-------------|------------------|------------------|
| | Veterans Coordinator | | | Other Services | | | Total | | |
| | Staff Years | Dollars | | Staff Years | Dollars | | Staff Years | Dollars | |
| | | State | Other | | State | Other | | State | Other |
| Academic Counseling | 0.03 | \$1,658 | \$0 | 0.82 | \$53,161 | \$0 | 0.85 | \$54,819 | \$0 |
| Academic Support/Tutoring | 0.02 | 1,106 | 0 | 0.30 | 7,500 | 0 | 0.32 | 8,606 | 0 |
| Campus Social Events | 0.03 | 1,658 | 0 | 0.06 | 2,700 | 0 | 0.09 | 4,358 | 0 |
| Career Services | 0.03 | 1,658 | 0 | 0.06 | 4,200 | 0 | 0.09 | 5,858 | 0 |
| Counseling | 0.02 | 1,106 | 0 | 0.06 | 2,580 | 0 | 0.08 | 3,686 | 0 |
| Disability Services | 0.02 | 1,106 | 0 | 0.06 | 3,000 | 0 | 0.08 | 4,106 | 0 |
| Employment Assistance | 0.03 | 1,658 | 0 | 0.00 | 0 | 0 | 0.03 | 1,658 | 0 |
| Financial Aid Assistance Counseling | 0.02 | 1,106 | 0 | 0.30 | 15,576 | 0 | 0.32 | 16,682 | 0 |
| Health Services | 0.02 | 1,106 | 0 | 0.00 | 0 | 0 | 0.02 | 1,106 | 0 |
| Mentoring | 0.02 | 1,106 | 0 | 0.00 | 0 | 0 | 0.02 | 1,106 | 0 |
| Orientation | 0.05 | 2,763 | 0 | 0.01 | 500 | 0 | 0.06 | 3,263 | 0 |
| Tuition Assistance Counseling | 0.02 | 1,106 | 0 | 0.03 | 1,430 | 0 | 0.05 | 2,536 | 0 |
| Transition Assistance | 0.35 | 19,345 | 0 | 0.00 | 0 | 0 | 0.35 | 19,345 | 0 |
| Veterans Coordinator – Support Staff | 0.00 | 0 | 0 | 0.00 | 0 | 0 | 0.00 | 0 | 0 |
| Veteran Student Lounge or Designate Gathering Space | 0.06 | 3,317 | 0 | 3.84 | 0 | 65,852 | 3.90 | 3,317 | 65,852 |
| VA Work Study & VA Certifying Official | 0.05 | 2,763 | 0 | 0.90 | 58,349 | 0 | 0.95 | 61,112 | 0 |
| Vet Club Advising & SVA Advising | 0.05 | 2,763 | 0 | 0.06 | 1,840 | 0 | 0.11 | 4,603 | 0 |
| VA Education Benefits | 0.13 | 8,842 | 0 | 0.00 | 0 | 0 | 0.13 | 8,842 | 0 |
| Military Transcripts | 0.05 | 2,763 | 0 | 0.00 | 0 | 0 | 0.05 | 2,763 | 0 |
| Total | 1.00 | \$56,930 | \$0 | 6.50 | \$150,836 | \$65,852 | 7.50 | \$207,766 | \$65,852 |
| | | | | | | | | All Funds | \$273,618 |

Higher Education Veterans Service Act
Fiscal Impact Survey for Fiscal Year 2019
College of DuPage

Person Completing 2019 Survey
Name: Jose Alferez
Email: alferezj@cod.edu
Phone: (630) 942-2444

Coordinator of Veterans and Military Personnel Student Services:
Name: Jose Alferez
Email: alferezj@cod.edu
Phone: (630) 942-2444

| | 2019 Actual Expenditures | | | | | | | | |
|---|--------------------------|----------------|-----------------|----------------|-----------------|------------------|--------------|------------------|------------------|
| | Veterans Coordinator | | | Other Services | | | Total | | |
| | Staff Years | Dollars | | Staff Years | Dollars | | Staff Years | Dollars | |
| | | State | Other | | State | Other | | State | Other |
| Academic Counseling | 0.00 | \$0 | \$0 | 0.03 | \$ 253 | \$2,785 | 0.03 | \$ 253 | \$2,785 |
| Academic Support/Tutoring | 0.00 | 0 | 0 | 0.03 | 253 | 2,785 | 0.03 | 253 | 2,785 |
| Campus Social Events | 0.00 | 0 | 0 | 0.21 | 738 | 8,125 | 0.21 | 738 | 8,125 |
| Career Services | 0.00 | 0 | 0 | 0.13 | 477 | 5,249 | 0.13 | 477 | 5,249 |
| Counseling | 0.00 | 0 | 0 | 0.03 | 253 | 2,785 | 0.03 | 253 | 2,785 |
| Disability Services | 0.00 | 0 | 0 | 0.22 | 979 | 10,778 | 0.22 | 979 | 10,778 |
| Employment Assistance | 0.00 | 0 | 0 | 0.13 | 477 | 5,249 | 0.13 | 477 | 5,249 |
| Financial Aid Assistance Counseling | 0.00 | 0 | 0 | 0.69 | 2,814 | 30,965 | 0.69 | 2,814 | 30,965 |
| Health Services | 0.00 | 0 | 0 | 0.00 | 0 | 0 | 0.00 | 0 | 0 |
| Mentoring | 0.00 | 0 | 0 | 0.00 | 0 | 0 | 0.00 | 0 | 0 |
| Orientation | 0.00 | 0 | 0 | 0.21 | 738 | 8,125 | 0.21 | 738 | 8,125 |
| Tuition Assistance Counseling | 0.00 | 0 | 0 | 2.50 | 8,940 | 98,386 | 2.50 | 8,940 | 98,386 |
| Transition Assistance | 0.00 | 0 | 0 | 2.50 | 8,940 | 98,386 | 2.50 | 8,940 | 98,386 |
| Veterans Coordinator – Support Staff | 0.00 | 0 | 0 | 2.50 | 8,940 | 98,386 | 2.50 | 8,940 | 98,386 |
| Veteran Student Lounge or Designate Gathering Space | 1.00 | 6,836 | 75,230 | 0.00 | 0 | 0 | 1.00 | 6,836 | 75,230 |
| Total | 1.00 | \$6,836 | \$75,230 | 9.18 | \$33,802 | \$372,004 | 10.18 | \$40,638 | \$447,234 |
| | | | | | | | | All Funds | \$487,872 |

Higher Education Veterans Service Act
Fiscal Impact Survey for Fiscal Year 2019
College of Lake County

Person Completing 2019 Survey
Name: Joseph Bochantin
Email: jbochantin@clcollinois.edu
Phone: (847) 543-2293

Coordinator of Veterans and Military Personnel Student Services:
Name: Joseph Bochantin
Email: jbochantin@clcollinois.edu
Phone: (847) 543-2293

| | 2019 Actual Expenditures | | | | | | | | |
|---|--------------------------|----------------|-----------------|----------------|-----------------|------------------|-------------|------------------|------------------|
| | Veterans Coordinator | | | Other Services | | | Total | | |
| | Staff Years | Dollars | | Staff Years | Dollars | | Staff Years | Dollars | |
| | | State | Other | | State | Other | | State | Other |
| Academic Counseling | 0.10 | \$ 344 | \$4,644 | 0.57 | \$1,752 | \$23,642 | 0.67 | \$2,096 | \$28,286 |
| Academic Support/Tutoring | 0.02 | 69 | 929 | 0.42 | 1,264 | 20,954 | 0.44 | 1,333 | 21,883 |
| Campus Social Events | 0.10 | 344 | 4,644 | 0.09 | 469 | 6,324 | 0.19 | 813 | 10,968 |
| Career Services | 0.00 | 0 | 0 | 0.19 | 587 | 7,916 | 0.19 | 587 | 7,916 |
| Counseling | 0.05 | 172 | 2,322 | 0.71 | 3,623 | 48,884 | 0.76 | 3,795 | 51,206 |
| Disability Services | 0.02 | 69 | 929 | 0.20 | 662 | 8,926 | 0.22 | 731 | 9,855 |
| Employment Assistance | 0.01 | 34 | 464 | 0.00 | 0 | 0 | 0.01 | 34 | 464 |
| Financial Aid Assistance Counseling | 0.30 | 1,032 | 13,931 | 0.41 | 1,333 | 17,992 | 0.71 | 2,365 | 31,923 |
| Health Services | 0.01 | 34 | 464 | 0.08 | 302 | 4,078 | 0.09 | 336 | 4,542 |
| Mentoring | 0.15 | 516 | 6,965 | 0.06 | 320 | 4,320 | 0.21 | 836 | 11,285 |
| Orientation | 0.01 | 34 | 464 | 0.00 | 0 | 0 | 0.01 | 34 | 464 |
| Tuition Assistance Counseling | 0.10 | 344 | 4,644 | 0.03 | 51 | 688 | 0.13 | 395 | 5,332 |
| Transition Assistance | 0.12 | 413 | 5,572 | 0.00 | 0 | 0 | 0.12 | 413 | 5,572 |
| Veterans Coordinator – Support Staff | 0.00 | 0 | 0 | 0.00 | 0 | 0 | 0.00 | 0 | 0 |
| Veteran Student Lounge or Designate Gathering Space | 0.01 | 34 | 464 | 0.00 | 0 | 0 | 0.01 | 34 | 464 |
| Total | 1.00 | \$3,439 | \$46,436 | 2.76 | \$10,363 | \$143,724 | 3.76 | \$13,802 | \$190,160 |
| | | | | | | | | All Funds | \$203,962 |

Higher Education Veterans Service Act
Fiscal Impact Survey for Fiscal Year 2019
Danville Area Community College

Person Completing 2019 Survey
Name: Janet Ingargiola
Email: jingarg@dacc.edu
Phone: (217) 443-8760

Coordinator of Veterans and Military Personnel Student Services:
Name: Janet Ingargiola
Email: jingarg@dacc.edu
Phone: (217) 443-8760

| | 2019 Actual Expenditures | | | | | | | | |
|---|--------------------------|----------------|----------------|----------------|-----------------|-----------------|-------------|------------------|------------------|
| | Veterans Coordinator | | | Other Services | | | Total | | |
| | Staff Years | Dollars | | Staff Years | Dollars | | Staff Years | Dollars | |
| | | State | Other | | State | Other | | State | Other |
| Academic Counseling | 0.00 | \$0 | \$0 | 0.06 | \$4,139 | \$16,558 | 0.06 | \$4,139 | \$16,558 |
| Academic Support/Tutoring | 0.00 | 0 | 0 | 0.03 | 109 | 438 | 0.03 | 109 | 438 |
| Campus Social Events | 0.00 | 0 | 0 | 0.01 | 83 | 333 | 0.01 | 83 | 333 |
| Career Services | 0.00 | 0 | 0 | 0.03 | 769 | 3,075 | 0.03 | 769 | 3,075 |
| Counseling | 0.00 | 0 | 0 | 0.03 | 1,774 | 7,096 | 0.03 | 1,774 | 7,096 |
| Disability Services | 0.00 | 0 | 0 | 0.07 | 0 | 30,681 | 0.07 | 0 | 30,681 |
| Employment Assistance | 0.00 | 0 | 0 | 0.03 | 769 | 3,075 | 0.03 | 769 | 3,075 |
| Financial Aid Assistance Counseling | 0.00 | 0 | 0 | 0.19 | 3,970 | 15,880 | 0.19 | 3,970 | 15,880 |
| Health Services | 0.00 | 0 | 0 | 0.00 | 0 | 0 | 0.00 | 0 | 0 |
| Mentoring | 0.00 | 0 | 0 | 0.02 | 410 | 1,641 | 0.02 | 410 | 1,641 |
| Orientation | 0.00 | 0 | 0 | 0.12 | 109 | 438 | 0.12 | 109 | 438 |
| Tuition Assistance Counseling | 0.00 | 0 | 0 | 0.01 | 1,052 | 4,210 | 0.01 | 1,052 | 4,210 |
| Transition Assistance | 0.00 | 0 | 0 | 0.00 | 0 | 0 | 0.00 | 0 | 0 |
| Veterans Coordinator – Support Staff | 0.00 | 0 | 0 | 0.50 | 861 | 3,446 | 0.50 | 861 | 3,446 |
| Veteran Student Lounge or Designate Gathering Space | 0.00 | 0 | 0 | 0.05 | 260 | 1,040 | 0.05 | 260 | 1,040 |
| Coordinator of Veterans"s | 0.10 | 1,152 | 5,602 | 0.00 | 0 | 0 | 0.10 | 1,152 | 5,602 |
| Total | 0.10 | \$1,152 | \$5,602 | 1.15 | \$14,305 | \$87,911 | 1.25 | \$15,457 | \$93,513 |
| | | | | | | | | All Funds | \$108,970 |

Higher Education Veterans Service Act
Fiscal Impact Survey for Fiscal Year 2019
Elgin Community College

Person Completing 2019 Survey
Name: Kimberly Wagner
Email: kwagner@elgin.edu
Phone: (847) 214-7124

Coordinator of Veterans and Military Personnel Student
Services:
Name: Anitra King
Email: aking@elgin.edu
Phone: (847) 214-7531

| | 2019 Actual Expenditures | | | | | | | | |
|---|--------------------------|-----------------|------------|----------------|-----------------|------------|------------------|------------------|------------|
| | Veterans Coordinator | | | Other Services | | | Total | | |
| | Staff Years | Dollars | | Staff Years | Dollars | | Staff Years | Dollars | |
| | | State | Other | | State | Other | | State | Other |
| Academic Counseling | 0.11 | \$7,031 | \$0 | 0.00 | \$0 | \$0 | 0.11 | \$7,031 | \$0 |
| Academic Support/Tutoring | 0.00 | 0 | 0 | 0.00 | 0 | 0 | 0.00 | 0 | 0 |
| Campus Social Events | 0.75 | 59,480 | 0 | 0.00 | 0 | 0 | 0.75 | 59,480 | 0 |
| Career Services | 0.00 | 0 | 0 | 0.00 | 0 | 0 | 0.00 | 0 | 0 |
| Counseling | 0.00 | 0 | 0 | 0.00 | 0 | 0 | 0.00 | 0 | 0 |
| Disability Services | 0.00 | 0 | 0 | 0.00 | 0 | 0 | 0.00 | 0 | 0 |
| Employment Assistance | 0.00 | 0 | 0 | 0.00 | 0 | 0 | 0.00 | 0 | 0 |
| Financial Aid Assistance Counseling | 0.00 | 0 | 0 | 1.00 | 48,924 | 0 | 1.00 | 48,924 | 0 |
| Health Services | 0.00 | 0 | 0 | 0.00 | 0 | 0 | 0.00 | 0 | 0 |
| Mentoring | 0.00 | 0 | 0 | 0.00 | 0 | 0 | 0.00 | 0 | 0 |
| Orientation | 0.00 | 0 | 0 | 0.00 | 0 | 0 | 0.00 | 0 | 0 |
| Tuition Assistance Counseling | 0.00 | 0 | 0 | 0.00 | 0 | 0 | 0.00 | 0 | 0 |
| Transition Assistance | 0.25 | 19,826 | 0 | 0.00 | 0 | 0 | 0.25 | 19,826 | 0 |
| Veterans Coordinator – Support Staff | 0.00 | 0 | 0 | 0.00 | 0 | 0 | 0.00 | 0 | 0 |
| Veteran Student Lounge or Designate Gathering Space | 0.00 | 0 | 0 | 0.00 | 0 | 0 | 0.00 | 0 | 0 |
| Veteran Resource Center, Veteran Meet-n-Greet, & Veteran Celebrations | 0.25 | 100 | 0 | 0.25 | 145 | 0 | 0.50 | 245 | 0 |
| Veteran Newsletter & Quilts of Valor Ceremony | 0.10 | 38 | 0 | 0.25 | 158 | 0 | 0.35 | 196 | 0 |
| Total | 1.46 | \$86,475 | \$0 | 1.50 | \$49,227 | \$0 | 2.96 | \$135,702 | \$0 |
| | | | | | | | All Funds | \$135,702 | |

Higher Education Veterans Service Act
Fiscal Impact Survey for Fiscal Year 2019
Harper College

Person Completing 2019 Survey
Name: Laura McGee
Email: lmcgee@harpercollege.edu
Phone: (847) 925-6686

Coordinator of Veterans and Military Personnel Student Services:
Name: Thomas Smith
Email: tsmith1@harpercollege.edu
Phone: (847) 925-6781

| | 2019 Actual Expenditures | | | | | | | | |
|---|--------------------------|------------|------------------|----------------|------------|------------|-------------|------------------|------------------|
| | Veterans Coordinator | | | Other Services | | | Total | | |
| | Staff Years | Dollars | | Staff Years | Dollars | | Staff Years | Dollars | |
| | | State | Other | | State | Other | | State | Other |
| Academic Counseling | 0.66 | \$0 | \$39,905 | 0.00 | \$0 | \$0 | 0.66 | \$0 | \$39,905 |
| Academic Support/Tutoring | 0.55 | 0 | 16,792 | 0.00 | 0 | 0 | 0.55 | 0 | 16,792 |
| Campus Social Events | 0.00 | 0 | 0 | 0.00 | 0 | 0 | 0.00 | 0 | 0 |
| Career Services | 0.00 | 0 | 0 | 0.00 | 0 | 0 | 0.00 | 0 | 0 |
| Counseling | 0.03 | 0 | 3,510 | 0.00 | 0 | 0 | 0.03 | 0 | 3,510 |
| Disability Services | 0.07 | 0 | 7,548 | 0.00 | 0 | 0 | 0.07 | 0 | 7,548 |
| Employment Assistance | 0.25 | 0 | 10,346 | 0.00 | 0 | 0 | 0.25 | 0 | 10,346 |
| Financial Aid Assistance Counseling | 1.00 | 0 | 51,000 | 0.00 | 0 | 0 | 1.00 | 0 | 51,000 |
| Health Services | 0.00 | 0 | 0 | 0.00 | 0 | 0 | 0.00 | 0 | 0 |
| Mentoring | 1.50 | 0 | 6,000 | 0.00 | 0 | 0 | 1.50 | 0 | 6,000 |
| Orientation | 0.26 | 0 | 15,663 | 0.00 | 0 | 0 | 0.26 | 0 | 15,663 |
| Tuition Assistance Counseling | 0.00 | 0 | 0 | 0.00 | 0 | 0 | 0.00 | 0 | 0 |
| Transition Assistance | 0.00 | 0 | 0 | 0.00 | 0 | 0 | 0.00 | 0 | 0 |
| Veterans Coordinator – Support Staff | 0.00 | 0 | 0 | 0.00 | 0 | 0 | 0.00 | 0 | 0 |
| Veteran Student Lounge or Designate Gathering Space | 1.65 | 0 | 5,026 | 0.00 | 0 | 0 | 1.65 | 0 | 5,026 |
| Admissions Outreach | 1.00 | 0 | 15,922 | 0.00 | 0 | 0 | 1.00 | 0 | 15,922 |
| Veteran Orientation | 0.10 | 0 | 2,439 | 0.00 | 0 | 0 | 0.10 | 0 | 2,439 |
| Student Leadership | 0.10 | 0 | 7,778 | 0.00 | 0 | 0 | 0.10 | 0 | 7,778 |
| Total | 7.17 | \$0 | \$181,929 | 0.00 | \$0 | \$0 | 7.17 | \$0 | \$181,929 |
| | | | | | | | | All Funds | \$181,929 |

Higher Education Veterans Service Act
Fiscal Impact Survey for Fiscal Year 2019
Heartland Community College

Person Completing 2019 Survey
Name: Todd Burns
Email: todd.burns@heartland.edu
Phone: (309) 268-8051

Coordinator of Veterans and Military Personnel Student
Services:
Name: Ashley Westerhold
Email: ashley.westerhold@heartland.edu
Phone: (309) 268-8021

| | 2019 Actual Expenditures | | | | | | | | |
|---|--------------------------|----------------|-----------------|----------------|----------------|-----------------|----------------|------------------|-----------------|
| | Veterans Coordinator | | | Other Services | | | Total | | |
| | Staff Years | Dollars | | Staff Years | Dollars | | Staff Years | Dollars | |
| | | State | Other | | State | Other | | State | Other |
| Academic Counseling | 0.00 | \$0 | \$0 | 0.60 | \$0 | \$34,000 | 0.60 | \$0 | \$34,000 |
| Academic Support/Tutoring | 0.00 | 0 | 0 | 0.01 | 259 | 787 | 0.01 | 259 | 787 |
| Campus Social Events | 0.00 | 0 | 0 | 0.05 | 400 | 1,325 | 0.05 | 400 | 1,325 |
| Career Services | 0.00 | 0 | 0 | 0.00 | 0 | 0 | 0.00 | 0 | 0 |
| Counseling | 0.00 | 0 | 0 | 0.02 | 620 | 1,850 | 0.02 | 620 | 1,850 |
| Disability Services | 0.00 | 0 | 0 | 0.01 | 414 | 1,244 | 0.01 | 414 | 1,244 |
| Employment Assistance | 0.00 | 0 | 0 | 0.00 | 0 | 0 | 0.00 | 0 | 0 |
| Financial Aid Assistance Counseling | 0.10 | 1,075 | 3,200 | 0.03 | 1,700 | 4,985 | 0.13 | 2,775 | 8,185 |
| Health Services | 0.00 | 0 | 0 | 0.00 | 0 | 0 | 0.00 | 0 | 0 |
| Mentoring | 0.00 | 0 | 0 | 0.01 | 0 | 450 | 0.01 | 0 | 450 |
| Orientation | 0.00 | 0 | 0 | 0.02 | 1,850 | 4,760 | 0.02 | 1,850 | 4,760 |
| Tuition Assistance Counseling | 0.20 | 2,200 | 6,400 | 0.10 | 1,065 | 3,200 | 0.30 | 3,265 | 9,600 |
| Transition Assistance | 0.00 | 0 | 0 | 0.00 | 0 | 0 | 0.00 | 0 | 0 |
| Veterans Coordinator – Support Staff | 0.00 | 0 | 0 | 0.10 | 0 | 1,000 | 0.10 | 0 | 1,000 |
| Veteran Student Lounge or Designate Gathering Space | 0.10 | 1,100 | 3,200 | 1.50 | 0 | 18,000 | 1.60 | 1,100 | 21,200 |
| Total | 0.40 | \$4,375 | \$12,800 | 2.45 | \$6,308 | \$71,601 | 2.85 | \$10,683 | \$84,401 |
| | | | | | | | | All Funds | \$95,084 |

Higher Education Veterans Service Act
Fiscal Impact Survey for Fiscal Year 2019
Highland Community College

Person Completing 2019 Survey
Name: Elizabeth Gerber
Email: liz.gerber@highland.edu
Phone: (815) 599-3531

Coordinator of Veterans and Military Personnel Student
Services:
Name: Vicki Schulz
Email: Vicki.Schulz@highland.edu
Phone: (815) 599-3664

| | 2019 Actual Expenditures | | | | | | | | |
|--|--------------------------|----------------|----------------|----------------|----------------|-----------------|----------------|------------------|-----------------|
| | Veterans Coordinator | | | Other Services | | | Total | | |
| | Staff Years | Dollars | | Staff Years | Dollars | | Staff Years | Dollars | |
| | | State | Other | | State | Other | | State | Other |
| Academic Counseling | 0.00 | \$0 | \$0 | 0.10 | \$1,029 | \$5,828 | 0.10 | \$1,029 | \$5,828 |
| Academic Support/Tutoring | 0.00 | 0 | 0 | 0.01 | 0 | 0 | 0.01 | 0 | 0 |
| Campus Social Events | 0.00 | 0 | 0 | 0.00 | 0 | 0 | 0.00 | 0 | 0 |
| Career Services | 0.00 | 0 | 0 | 0.00 | 0 | 0 | 0.00 | 0 | 0 |
| Counseling | 0.00 | 0 | 0 | 0.00 | 0 | 0 | 0.00 | 0 | 0 |
| Disability Services | 0.00 | 0 | 0 | 0.02 | 204 | 1,154 | 0.02 | 204 | 1,154 |
| Employment Assistance | 0.00 | 0 | 0 | 0.00 | 0 | 0 | 0.00 | 0 | 0 |
| Financial Aid Assistance Counseling | 0.00 | 0 | 0 | 0.15 | 1,092 | 6,190 | 0.15 | 1,092 | 6,190 |
| Health Services | 0.00 | 0 | 0 | 0.00 | 0 | 0 | 0.00 | 0 | 0 |
| Mentoring | 0.00 | 0 | 0 | 0.00 | 0 | 0 | 0.00 | 0 | 0 |
| Orientation | 0.00 | 0 | 0 | 0.01 | 37 | 207 | 0.01 | 37 | 207 |
| Tuition Assistance Counseling | 0.00 | 0 | 0 | 0.15 | 1,092 | 6,190 | 0.15 | 1,092 | 6,190 |
| Transition Assistance | 0.00 | 0 | 0 | 0.00 | 0 | 0 | 0.00 | 0 | 0 |
| Veterans Coordinator – Support Staff | 0.00 | 0 | 0 | 0.00 | 0 | 0 | 0.00 | 0 | 0 |
| Veteran Student Lounge or Designate Gathering Space | 0.00 | 0 | 0 | 0.00 | 0 | 0 | 0.00 | 0 | 0 |
| Veterans Coordinator & TRiO Student Support Services | 0.10 | 1,029 | 5,828 | 0.02 | 0 | 2,340 | 0.12 | 1,029 | 8,168 |
| Total | 0.10 | \$1,029 | \$5,828 | 0.46 | \$3,454 | \$21,909 | 0.56 | \$4,483 | \$27,737 |
| | | | | | | | | All Funds | \$32,220 |

Higher Education Veterans Service Act
Fiscal Impact Survey for Fiscal Year 2019
Illinois Central College

Person Completing 2019 Survey
Name: Marie Doty
Email: marie.doty@icc.edu
Phone: (309) 694-5565

Coordinator of Veterans and Military Personnel Student Services:
Name: Marie Doty
Email: marie.doty@icc.edu
Phone: (309) 694-5565

| | 2019 Actual Expenditures | | | | | | | | |
|---|--------------------------|------------|-----------------|----------------|------------|-----------------|-------------|------------------|-----------------|
| | Veterans Coordinator | | | Other Services | | | Total | | |
| | Staff Years | Dollars | | Staff Years | Dollars | | Staff Years | Dollars | |
| | | State | Other | | State | Other | | State | Other |
| Academic Counseling | 0.25 | \$0 | \$3,702 | 0.00 | \$0 | \$0 | 0.25 | \$0 | \$3,702 |
| Academic Support/Tutoring | 0.00 | 0 | 0 | 0.00 | 0 | 0 | 0.00 | 0 | 0 |
| Campus Social Events | 0.00 | 0 | 0 | 0.25 | 0 | 3,702 | 0.25 | 0 | 3,702 |
| Career Services | 0.00 | 0 | 0 | 0.25 | 0 | 3,702 | 0.25 | 0 | 3,702 |
| Counseling | 0.25 | 0 | 3,702 | 0.00 | 0 | 0 | 0.25 | 0 | 3,702 |
| Disability Services | 0.00 | 0 | 0 | 0.25 | 0 | 3,702 | 0.25 | 0 | 3,702 |
| Employment Assistance | 0.00 | 0 | 0 | 0.00 | 0 | 0 | 0.00 | 0 | 0 |
| Financial Aid Assistance Counseling | 0.25 | 0 | 3,702 | 0.00 | 0 | 0 | 0.25 | 0 | 3,702 |
| Health Services | 0.00 | 0 | 0 | 0.00 | 0 | 0 | 0.00 | 0 | 0 |
| Mentoring | 0.00 | 0 | 0 | 0.25 | 0 | 3,702 | 0.25 | 0 | 3,702 |
| Orientation | 0.00 | 0 | 0 | 0.00 | 0 | 0 | 0.00 | 0 | 0 |
| Tuition Assistance Counseling | 0.00 | 0 | 0 | 0.00 | 0 | 0 | 0.00 | 0 | 0 |
| Transition Assistance | 0.00 | 0 | 0 | 0.00 | 0 | 0 | 0.00 | 0 | 0 |
| Veterans Coordinator – Support Staff | 0.00 | 0 | 0 | 0.00 | 0 | 0 | 0.00 | 0 | 0 |
| Veteran Student Lounge or Designate Gathering Space | 0.25 | 0 | 3,702 | 0.00 | 0 | 0 | 0.25 | 0 | 3,702 |
| Total | 1.00 | \$0 | \$14,808 | 1.00 | \$0 | \$14,808 | 2.00 | \$0 | \$29,616 |
| | | | | | | | | All Funds | \$29,616 |

Higher Education Veterans Service Act
Fiscal Impact Survey for Fiscal Year 2019
Illinois Eastern - Frontier

Person Completing 2019 Survey
Name: Lori Noe
Email: noel@iecc.edu
Phone: (618) 842-3711

Coordinator of Veterans and Military Personnel Student Services:
Name: Lori Noe
Email: noel@iecc.edu
Phone: (618) 842-3711

| | 2019 Actual Expenditures | | | | | | | | |
|---|--------------------------|----------------|------------|----------------|---------------|------------|------------------|----------------|------------|
| | Veterans Coordinator | | | Other Services | | | Total | | |
| | Staff Years | Dollars | | Staff Years | Dollars | | Staff Years | Dollars | |
| | | State | Other | | State | Other | | State | Other |
| Academic Counseling | 0.00 | \$0 | \$0 | 0.00 | \$0 | \$0 | 0.00 | \$0 | \$0 |
| Academic Support/Tutoring | 0.00 | 0 | 0 | 0.00 | 0 | 0 | 0.00 | 0 | 0 |
| Campus Social Events | 0.00 | 0 | 0 | 0.00 | 0 | 0 | 0.00 | 0 | 0 |
| Career Services | 0.00 | 0 | 0 | 0.00 | 0 | 0 | 0.00 | 0 | 0 |
| Counseling | 0.00 | 0 | 0 | 0.00 | 0 | 0 | 0.00 | 0 | 0 |
| Disability Services | 0.00 | 0 | 0 | 0.00 | 0 | 0 | 0.00 | 0 | 0 |
| Employment Assistance | 0.00 | 0 | 0 | 0.00 | 0 | 0 | 0.00 | 0 | 0 |
| Financial Aid Assistance Counseling | 1.50 | 1,625 | 0 | 1.00 | 950 | 0 | 2.50 | 2,575 | 0 |
| Health Services | 0.00 | 0 | 0 | 0.00 | 0 | 0 | 0.00 | 0 | 0 |
| Mentoring | 0.00 | 0 | 0 | 0.00 | 0 | 0 | 0.00 | 0 | 0 |
| Orientation | 0.00 | 0 | 0 | 0.00 | 0 | 0 | 0.00 | 0 | 0 |
| Tuition Assistance Counseling | 0.00 | 0 | 0 | 0.00 | 0 | 0 | 0.00 | 0 | 0 |
| Transition Assistance | 0.00 | 0 | 0 | 0.00 | 0 | 0 | 0.00 | 0 | 0 |
| Veterans Coordinator – Support Staff | 0.00 | 0 | 0 | 0.00 | 0 | 0 | 0.00 | 0 | 0 |
| Veteran Student Lounge or Designate Gathering Space | 0.00 | 0 | 0 | 0.00 | 0 | 0 | 0.00 | 0 | 0 |
| Total | 1.50 | \$1,625 | \$0 | 1.00 | \$ 950 | \$0 | 2.50 | \$2,575 | \$0 |
| | | | | | | | All Funds | \$2,575 | |

Higher Education Veterans Service Act
Fiscal Impact Survey for Fiscal Year 2019
Illinois Eastern - Lincoln Trail

Person Completing 2019 Survey
Name: Amy Theriac
Email: theriaca@iecc.edu
Phone: (618) 544-8657

Coordinator of Veterans and Military Personnel Student Services:
Name: Amy Theriac
Email: theriaca@iecc.edu
Phone: (618) 554-8657

| | 2019 Actual Expenditures | | | | | | | | |
|---|--------------------------|----------------|------------|----------------|----------------|------------|-------------|------------------|-----------------|
| | Veterans Coordinator | | | Other Services | | | Total | | |
| | Staff Years | Dollars | | Staff Years | Dollars | | Staff Years | Dollars | |
| | | State | Other | | State | Other | | State | Other |
| Academic Counseling | 0.00 | \$0 | \$0 | 0.10 | \$3,000 | \$0 | 0.10 | \$3,000 | \$0 |
| Academic Support/Tutoring | 0.00 | 0 | 0 | 0.10 | 3,166 | 0 | 0.10 | 3,166 | 0 |
| Campus Social Events | 0.00 | 0 | 0 | 0.00 | 0 | 0 | 0.00 | 0 | 0 |
| Career Services | 0.00 | 0 | 0 | 0.00 | 0 | 0 | 0.00 | 0 | 0 |
| Counseling | 0.00 | 0 | 0 | 0.00 | 0 | 0 | 0.00 | 0 | 0 |
| Disability Services | 0.00 | 0 | 0 | 0.00 | 0 | 0 | 0.00 | 0 | 0 |
| Employment Assistance | 0.00 | 0 | 0 | 0.00 | 0 | 0 | 0.00 | 0 | 0 |
| Financial Aid Assistance Counseling | 0.10 | 2,900 | 0 | 0.10 | 3,000 | 0 | 0.20 | 5,900 | 0 |
| Health Services | 0.00 | 0 | 0 | 0.00 | 0 | 0 | 0.00 | 0 | 0 |
| Mentoring | 0.00 | 0 | 0 | 0.00 | 0 | 0 | 0.00 | 0 | 0 |
| Orientation | 0.00 | 0 | 0 | 0.16 | 50 | 0 | 0.16 | 50 | 0 |
| Tuition Assistance Counseling | 0.00 | 0 | 0 | 0.00 | 0 | 0 | 0.00 | 0 | 0 |
| Transition Assistance | 0.00 | 0 | 0 | 0.16 | 50 | 0 | 0.16 | 50 | 0 |
| Veterans Coordinator – Support Staff | 0.00 | 0 | 0 | 0.00 | 0 | 0 | 0.00 | 0 | 0 |
| Veteran Student Lounge or Designate Gathering Space | 0.00 | 0 | 0 | 0.00 | 0 | 0 | 0.00 | 0 | 0 |
| Total | 0.10 | \$2,900 | \$0 | 0.62 | \$9,266 | \$0 | 0.72 | \$12,166 | \$0 |
| | | | | | | | | All Funds | \$12,166 |

Higher Education Veterans Service Act
Fiscal Impact Survey for Fiscal Year 2019
Illinois Eastern - Olney Central

Person Completing 2019 Survey
Name: Taryn Bunting
Email: buntingt@iecc.edu
Phone: (618) 395-7777

Coordinator of Veterans and Military Personnel Student Services:
Name: Taryn Bunting
Email: buntingt@iecc.edu
Phone: (618) 395-7777

| | 2019 Actual Expenditures | | | | | | | | |
|---|--------------------------|----------------|----------------|----------------|-----------------|-----------------|-------------|------------------|-----------------|
| | Veterans Coordinator | | | Other Services | | | Total | | |
| | Staff Years | Dollars | | Staff Years | Dollars | | Staff Years | Dollars | |
| | | State | Other | | State | Other | | State | Other |
| Academic Counseling | 0.00 | \$0 | \$0 | 0.20 | \$3,456 | \$2,944 | 0.20 | \$3,456 | \$2,944 |
| Academic Support/Tutoring | 0.00 | 0 | 0 | 0.05 | 864 | 736 | 0.05 | 864 | 736 |
| Campus Social Events | 0.00 | 0 | 0 | 0.02 | 0 | 640 | 0.02 | 0 | 640 |
| Career Services | 0.00 | 0 | 0 | 0.30 | 5,184 | 4,416 | 0.30 | 5,184 | 4,416 |
| Counseling | 0.05 | 940 | 801 | 0.20 | 3,456 | 2,944 | 0.25 | 4,396 | 3,745 |
| Disability Services | 0.00 | 0 | 0 | 0.00 | 0 | 0 | 0.00 | 0 | 0 |
| Employment Assistance | 0.00 | 0 | 0 | 0.20 | 3,456 | 2,944 | 0.20 | 3,456 | 2,944 |
| Financial Aid Assistance Counseling | 0.10 | 1,881 | 1,602 | 0.00 | 0 | 0 | 0.10 | 1,881 | 1,602 |
| Health Services | 0.00 | 0 | 0 | 0.00 | 0 | 0 | 0.00 | 0 | 0 |
| Mentoring | 0.00 | 0 | 0 | 0.00 | 0 | 0 | 0.00 | 0 | 0 |
| Orientation | 0.00 | 0 | 0 | 0.00 | 0 | 0 | 0.00 | 0 | 0 |
| Tuition Assistance Counseling | 0.00 | 0 | 0 | 0.00 | 0 | 0 | 0.00 | 0 | 0 |
| Transition Assistance | 0.00 | 0 | 0 | 0.00 | 0 | 0 | 0.00 | 0 | 0 |
| Veterans Coordinator – Support Staff | 0.00 | 0 | 0 | 0.05 | 756 | 644 | 0.05 | 756 | 644 |
| Veteran Student Lounge or Designate Gathering Space | 0.00 | 0 | 0 | 0.00 | 0 | 0 | 0.00 | 0 | 0 |
| Total | 0.15 | \$2,821 | \$2,403 | 1.02 | \$17,172 | \$15,268 | 1.17 | \$19,993 | \$17,671 |
| | | | | | | | | All Funds | \$37,664 |

Higher Education Veterans Service Act
Fiscal Impact Survey for Fiscal Year 2019
Illinois Eastern - Wabash Valley

Person Completing 2019 Survey
Name: Jane Owen
Email: owenj@iecc.edu
Phone: (618) 262-8641

Coordinator of Veterans and Military Personnel Student Services:
Name: Jane Owen
Email: owenj@iecc.edu
Phone: (618) 262-8641

| | 2019 Actual Expenditures | | | | | | | | |
|---|--------------------------|---------------|------------|----------------|---------------|------------|-------------|------------------|----------------|
| | Veterans Coordinator | | | Other Services | | | Total | | |
| | Staff Years | Dollars | | Staff Years | Dollars | | Staff Years | Dollars | |
| | | State | Other | | State | Other | | State | Other |
| Academic Counseling | 0.30 | \$ 275 | \$0 | 0.30 | \$ 275 | \$0 | 0.60 | \$ 550 | \$0 |
| Academic Support/Tutoring | 0.20 | 130 | 0 | 0.20 | 130 | 0 | 0.40 | 260 | 0 |
| Campus Social Events | 0.00 | 0 | 0 | 0.00 | 0 | 0 | 0.00 | 0 | 0 |
| Career Services | 0.00 | 0 | 0 | 0.00 | 0 | 0 | 0.00 | 0 | 0 |
| Counseling | 0.00 | 0 | 0 | 0.00 | 0 | 0 | 0.00 | 0 | 0 |
| Disability Services | 0.00 | 0 | 0 | 0.00 | 0 | 0 | 0.00 | 0 | 0 |
| Employment Assistance | 0.00 | 0 | 0 | 0.00 | 0 | 0 | 0.00 | 0 | 0 |
| Financial Aid Assistance Counseling | 0.50 | 360 | 0 | 0.50 | 360 | 0 | 1.00 | 720 | 0 |
| Health Services | 0.00 | 0 | 0 | 0.00 | 0 | 0 | 0.00 | 0 | 0 |
| Mentoring | 0.00 | 0 | 0 | 0.00 | 0 | 0 | 0.00 | 0 | 0 |
| Orientation | 0.00 | 0 | 0 | 0.00 | 0 | 0 | 0.00 | 0 | 0 |
| Tuition Assistance Counseling | 0.00 | 0 | 0 | 0.00 | 0 | 0 | 0.00 | 0 | 0 |
| Transition Assistance | 0.00 | 0 | 0 | 0.00 | 0 | 0 | 0.00 | 0 | 0 |
| Veterans Coordinator – Support Staff | 0.00 | 0 | 0 | 0.00 | 0 | 0 | 0.00 | 0 | 0 |
| Veteran Student Lounge or Designate Gathering Space | 0.00 | 0 | 0 | 0.00 | 0 | 0 | 0.00 | 0 | 0 |
| Total | 1.00 | \$ 765 | \$0 | 1.00 | \$ 765 | \$0 | 2.00 | \$1,530 | \$0 |
| | | | | | | | | All Funds | \$1,530 |

Higher Education Veterans Service Act
Fiscal Impact Survey for Fiscal Year 2019
Illinois Valley Community College

Person Completing 2019 Survey
Name: Eric Johnon
Email: Eric_Johnson@ivcc.edu
Phone: (815) 224-0440

Coordinator of Veterans and Military Personnel Student
Services:
Name: Ida Brown
Email: Ida_Brown@IVCC.EDU
Phone: (815) 224-0458

| | 2019 Actual Expenditures | | | | | | | | |
|---|--------------------------|----------------|-----------------|----------------|----------------|-----------------|----------------|------------------|-----------------|
| | Veterans Coordinator | | | Other Services | | | Total | | |
| | Staff Years | Dollars | | Staff Years | Dollars | | Staff Years | Dollars | |
| | | State | Other | | State | Other | | State | Other |
| Academic Counseling | 0.00 | \$0 | \$0 | 0.25 | \$3,133 | \$24,358 | 0.25 | \$3,133 | \$24,358 |
| Academic Support/Tutoring | 0.00 | 0 | 0 | 1.25 | 268 | 2,093 | 1.25 | 268 | 2,093 |
| Campus Social Events | 0.00 | 0 | 0 | 0.13 | 115 | 894 | 0.13 | 115 | 894 |
| Career Services | 0.00 | 0 | 0 | 0.30 | 116 | 904 | 0.30 | 116 | 904 |
| Counseling | 0.10 | 797 | 6,450 | 0.13 | 1,563 | 12,430 | 0.23 | 2,360 | 18,880 |
| Disability Services | 0.00 | 0 | 0 | 0.20 | 294 | 2,707 | 0.20 | 294 | 2,707 |
| Employment Assistance | 0.00 | 0 | 0 | 0.00 | 0 | 0 | 0.00 | 0 | 0 |
| Financial Aid Assistance Counseling | 0.00 | 0 | 0 | 0.33 | 2,339 | 18,977 | 0.33 | 2,339 | 18,977 |
| Health Services | 0.00 | 0 | 0 | 0.00 | 0 | 0 | 0.00 | 0 | 0 |
| Mentoring | 0.00 | 0 | 0 | 0.00 | 0 | 0 | 0.00 | 0 | 0 |
| Orientation | 0.00 | 0 | 0 | 0.00 | 0 | 0 | 0.00 | 0 | 0 |
| Tuition Assistance Counseling | 0.10 | 797 | 6,450 | 0.00 | 0 | 0 | 0.10 | 797 | 6,450 |
| Transition Assistance | 0.00 | 0 | 0 | 0.00 | 0 | 0 | 0.00 | 0 | 0 |
| Veterans Coordinator – Support Staff | 0.00 | 0 | 0 | 0.13 | 902 | 7,013 | 0.13 | 902 | 7,013 |
| Veteran Student Lounge or Designate Gathering Space | 0.00 | 0 | 0 | 0.00 | 0 | 0 | 0.00 | 0 | 0 |
| Total | 0.20 | \$1,594 | \$12,900 | 2.72 | \$8,730 | \$69,376 | 2.92 | \$10,324 | \$82,276 |
| | | | | | | | | All Funds | \$92,600 |

Higher Education Veterans Service Act
Fiscal Impact Survey for Fiscal Year 2019
John A. Logan College

Person Completing 2019 Survey
Name: Tina Griffiths
Email: tinagriffiths@jalc.edu
Phone: (618) 985-2828

Coordinator of Veterans and Military Personnel Student Services:
Name: Tina Griffiths
Email: tinagriffiths@jalc.edu
Phone: (618) 985-2828

| | 2019 Actual Expenditures | | | | | | | | |
|---|--------------------------|-----------------|------------|----------------|-----------------|-----------------|-------------|------------------|------------------|
| | Veterans Coordinator | | | Other Services | | | Total | | |
| | Staff Years | Dollars | | Staff Years | Dollars | | Staff Years | Dollars | |
| | | State | Other | | State | Other | | State | Other |
| Academic Counseling | 0.40 | \$14,331 | \$0 | 0.40 | \$30,148 | \$0 | 0.80 | \$44,479 | \$0 |
| Academic Support/Tutoring | 0.00 | 0 | 0 | 0.40 | 1,698 | 0 | 0.40 | 1,698 | 0 |
| Campus Social Events | 0.00 | 0 | 0 | 0.04 | 2,669 | 0 | 0.04 | 2,669 | 0 |
| Career Services | 0.03 | 645 | 0 | 0.04 | 2,143 | 0 | 0.07 | 2,788 | 0 |
| Counseling | 0.10 | 2,086 | 0 | 0.02 | 1,328 | 0 | 0.12 | 3,414 | 0 |
| Disability Services | 0.00 | 0 | 0 | 0.04 | 1,880 | 0 | 0.04 | 1,880 | 0 |
| Employment Assistance | 0.03 | 563 | 0 | 0.04 | 1,047 | 0 | 0.07 | 1,610 | 0 |
| Financial Aid Assistance Counseling | 0.00 | 0 | 0 | 0.00 | 0 | 0 | 0.00 | 0 | 0 |
| Health Services | 0.00 | 0 | 0 | 0.00 | 0 | 0 | 0.00 | 0 | 0 |
| Mentoring | 0.05 | 911 | 0 | 0.10 | 1,765 | 0 | 0.15 | 2,676 | 0 |
| Orientation | 0.00 | 0 | 0 | 0.00 | 0 | 0 | 0.00 | 0 | 0 |
| Tuition Assistance Counseling | 0.03 | 519 | 0 | 0.00 | 0 | 0 | 0.03 | 519 | 0 |
| Transition Assistance | 0.03 | 504 | 0 | 0.00 | 0 | 0 | 0.03 | 504 | 0 |
| Veterans Coordinator – Support Staff | 0.00 | 0 | 0 | 1.00 | 21,432 | 0 | 1.00 | 21,432 | 0 |
| Veteran Student Lounge or Designate Gathering Space | 0.00 | 0 | 0 | 0.00 | 0 | 0 | 0.00 | 0 | 0 |
| Veterans Coordinator | 0.33 | 16,269 | 0 | 0.63 | 0 | 1,377 | 0.96 | 16,269 | 1,377 |
| VA Student Worker | 0.00 | 0 | 0 | 0.63 | 0 | 7,503 | 0.63 | 0 | 7,503 |
| VA Student Worker | 0.00 | 0 | 0 | 0.26 | 0 | 2,487 | 0.26 | 0 | 2,487 |
| VA Student Worker | 0.00 | 0 | 0 | 0.63 | 0 | 4,500 | 0.63 | 0 | 4,500 |
| Total | 1.00 | \$35,828 | \$0 | 4.23 | \$64,110 | \$15,867 | 5.23 | \$99,938 | \$15,867 |
| | | | | | | | | All Funds | \$115,805 |

Higher Education Veterans Service Act
Fiscal Impact Survey for Fiscal Year 2019
John Wood Community College

Person Completing 2019 Survey
Name: Cathy Myers
Email: cmyers@jwcc.edu
Phone: (217) 641-4112

Coordinator of Veterans and Military Personnel Student Services:
Name: Lisa Snodgrass
Email: lsnodgrass@jwcc.edu
Phone: (217) 641-4330

| | 2019 Actual Expenditures | | | | | | | | |
|---|--------------------------|-----------------|------------|----------------|-----------------|---------------|-------------|------------------|-----------------|
| | Veterans Coordinator | | | Other Services | | | Total | | |
| | Staff Years | Dollars | | Staff Years | Dollars | | Staff Years | Dollars | |
| | | State | Other | | State | Other | | State | Other |
| Academic Counseling | 0.05 | \$2,397 | \$0 | 0.06 | \$3,067 | \$0 | 0.11 | \$5,464 | \$0 |
| Academic Support/Tutoring | 0.00 | 0 | 0 | 0.00 | 0 | 0 | 0.00 | 0 | 0 |
| Campus Social Events | 0.01 | 479 | 0 | 0.04 | 1,733 | 0 | 0.05 | 2,212 | 0 |
| Career Services | 0.00 | 0 | 0 | 0.04 | 1,550 | 0 | 0.04 | 1,550 | 0 |
| Counseling | 0.00 | 0 | 0 | 0.04 | 2,045 | 0 | 0.04 | 2,045 | 0 |
| Disability Services | 0.00 | 0 | 0 | 0.01 | 0 | 452 | 0.01 | 0 | 452 |
| Employment Assistance | 0.00 | 0 | 0 | 0.00 | 0 | 0 | 0.00 | 0 | 0 |
| Financial Aid Assistance Counseling | 0.05 | 2,397 | 0 | 0.12 | 6,511 | 0 | 0.17 | 8,908 | 0 |
| Health Services | 0.00 | 0 | 0 | 0.00 | 0 | 0 | 0.00 | 0 | 0 |
| Mentoring | 0.00 | 0 | 0 | 0.00 | 0 | 0 | 0.00 | 0 | 0 |
| Orientation | 0.00 | 0 | 0 | 0.04 | 2,051 | 0 | 0.04 | 2,051 | 0 |
| Tuition Assistance Counseling | 0.05 | 2,397 | 0 | 0.00 | 0 | 0 | 0.05 | 2,397 | 0 |
| Transition Assistance | 0.02 | 959 | 0 | 0.00 | 0 | 0 | 0.02 | 959 | 0 |
| Veterans Coordinator – Support Staff | 0.00 | 0 | 0 | 0.00 | 0 | 0 | 0.00 | 0 | 0 |
| Veteran Student Lounge or Designate Gathering Space | 0.02 | 959 | 0 | 0.00 | 0 | 0 | 0.02 | 959 | 0 |
| VA Reporting/Tracking Requirements | 0.20 | 9,587 | 0 | 0.00 | 0 | 0 | 0.20 | 9,587 | 0 |
| Total | 0.40 | \$19,175 | \$0 | 0.35 | \$16,957 | \$ 452 | 0.75 | \$36,132 | \$ 452 |
| | | | | | | | | All Funds | \$36,584 |

Higher Education Veterans Service Act
Fiscal Impact Survey for Fiscal Year 2019
Joliet Junior College

Person Completing 2019 Survey
Name: Cheryl Hlavac
Email: chlavac@jjc.edu
Phone: (815) 280-2623

Coordinator of Veterans and Military Personnel Student Services:
Name: Cheryl Hlavac
Email: chlavac@jjc.edu
Phone: (815) 280-2623

| | 2019 Actual Expenditures | | | | | | | | |
|---|--------------------------|------------|-----------------|----------------|------------|-----------------|-------------|------------------|------------------|
| | Veterans Coordinator | | | Other Services | | | Total | | |
| | Staff Years | Dollars | | Staff Years | Dollars | | Staff Years | Dollars | |
| | | State | Other | | State | Other | | State | Other |
| Academic Counseling | 0.00 | \$0 | \$0 | 0.16 | \$0 | \$21,920 | 0.16 | \$0 | \$21,920 |
| Academic Support/Tutoring | 0.00 | 0 | 0 | 0.14 | 0 | 8,933 | 0.14 | 0 | 8,933 |
| Campus Social Events | 0.00 | 0 | 0 | 0.04 | 0 | 3,288 | 0.04 | 0 | 3,288 |
| Career Services | 0.00 | 0 | 0 | 0.08 | 0 | 4,158 | 0.08 | 0 | 4,158 |
| Counseling | 0.00 | 0 | 0 | 0.00 | 0 | 0 | 0.00 | 0 | 0 |
| Disability Services | 0.00 | 0 | 0 | 0.13 | 0 | 7,392 | 0.13 | 0 | 7,392 |
| Employment Assistance | 0.00 | 0 | 0 | 0.00 | 0 | 0 | 0.00 | 0 | 0 |
| Financial Aid Assistance Counseling | 0.00 | 0 | 0 | 0.19 | 0 | 15,733 | 0.19 | 0 | 15,733 |
| Health Services | 0.00 | 0 | 0 | 0.00 | 0 | 0 | 0.00 | 0 | 0 |
| Mentoring | 0.00 | 0 | 0 | 0.00 | 0 | 0 | 0.00 | 0 | 0 |
| Orientation | 0.00 | 0 | 0 | 0.00 | 0 | 0 | 0.00 | 0 | 0 |
| Tuition Assistance Counseling | 0.00 | 0 | 0 | 0.00 | 0 | 0 | 0.00 | 0 | 0 |
| Transition Assistance | 0.00 | 0 | 0 | 0.00 | 0 | 0 | 0.00 | 0 | 0 |
| Veterans Coordinator – Support Staff | 0.00 | 0 | 0 | 0.50 | 0 | 16,000 | 0.50 | 0 | 16,000 |
| Veteran Student Lounge or Designate Gathering Space | 0.00 | 0 | 0 | 0.00 | 0 | 0 | 0.00 | 0 | 0 |
| Veterans Coordinator | 1.00 | 0 | 62,000 | 0.00 | 0 | 0 | 1.00 | 0 | 62,000 |
| Total | 1.00 | \$0 | \$62,000 | 1.24 | \$0 | \$77,424 | 2.24 | \$0 | \$139,424 |
| | | | | | | | | All Funds | \$139,424 |

Higher Education Veterans Service Act
Fiscal Impact Survey for Fiscal Year 2019
Kankakee Community College

Person Completing 2019 Survey
Name: Kendra Souligne
Email: ksouligne@kcc.edu
Phone: (815) 802-8556

Coordinator of Veterans and Military Personnel Student Services:
Name: Kendra Souligne
Email: ksouligne@kcc.edu
Phone: (815) 802-8556

| | 2019 Actual Expenditures | | | | | | | | |
|---|--------------------------|-----------------|-----------------|----------------|-----------------|-----------------|-------------|------------------|------------------|
| | Veterans Coordinator | | | Other Services | | | Total | | |
| | Staff Years | Dollars | | Staff Years | Dollars | | Staff Years | Dollars | |
| | | State | Other | | State | Other | | State | Other |
| Academic Counseling | 0.00 | \$0 | \$0 | 0.20 | \$3,783 | \$7,567 | 0.20 | \$3,783 | \$7,567 |
| Academic Support/Tutoring | 0.00 | 0 | 0 | 0.10 | 409 | 818 | 0.10 | 409 | 818 |
| Campus Social Events | 0.10 | 1,539 | 3,079 | 0.10 | 1,442 | 2,885 | 0.20 | 2,981 | 5,964 |
| Career Services | 0.00 | 0 | 0 | 0.10 | 1,674 | 3,348 | 0.10 | 1,674 | 3,348 |
| Counseling | 0.00 | 0 | 0 | 0.25 | 0 | 0 | 0.25 | 0 | 0 |
| Disability Services | 0.00 | 0 | 0 | 0.20 | 3,922 | 7,844 | 0.20 | 3,922 | 7,844 |
| Employment Assistance | 0.19 | 2,925 | 5,851 | 0.15 | 0 | 0 | 0.34 | 2,925 | 5,851 |
| Financial Aid Assistance Counseling | 0.30 | 4,619 | 9,239 | 0.30 | 4,619 | 9,238 | 0.60 | 9,238 | 18,477 |
| Health Services | 0.00 | 0 | 0 | 0.00 | 0 | 0 | 0.00 | 0 | 0 |
| Mentoring | 0.00 | 0 | 0 | 0.00 | 0 | 0 | 0.00 | 0 | 0 |
| Orientation | 0.15 | 2,309 | 4,619 | 0.10 | 1,548 | 3,096 | 0.25 | 3,857 | 7,715 |
| Tuition Assistance Counseling | 0.01 | 153 | 307 | 0.01 | 153 | 307 | 0.02 | 306 | 614 |
| Transition Assistance | 0.05 | 769 | 1,539 | 0.10 | 1,539 | 3,079 | 0.15 | 2,308 | 4,618 |
| Veterans Coordinator – Support Staff | 0.00 | 0 | 0 | 0.50 | 7,699 | 15,398 | 0.50 | 7,699 | 15,398 |
| Veteran Student Lounge or Designate Gathering Space | 0.20 | 3,079 | 6,159 | 0.25 | 3,849 | 7,699 | 0.45 | 6,928 | 13,858 |
| Total | 1.00 | \$15,393 | \$30,793 | 2.36 | \$30,637 | \$61,279 | 3.36 | \$46,030 | \$92,072 |
| | | | | | | | | All Funds | \$138,102 |

Higher Education Veterans Service Act
Fiscal Impact Survey for Fiscal Year 2019
Kaskaskia College

Person Completing 2019 Survey
Name: Carrie Hancock
Email: chancock@kaskaskia.edu
Phone: (618) 545-3075

Coordinator of Veterans and Military Personnel Student
Services:
Name: Carrie Hancock
Email: chancock@kaskaskia.edu
Phone: (618) 545-3075

| | 2019 Actual Expenditures | | | | | | | | |
|---|--------------------------|-----------------|------------|----------------|-----------------|------------|----------------|------------------|------------------|
| | Veterans Coordinator | | | Other Services | | | Total | | |
| | Staff Years | Dollars | | Staff Years | Dollars | | Staff Years | Dollars | |
| | | State | Other | | State | Other | | State | Other |
| Academic Counseling | 0.30 | \$12,044 | \$0 | 0.15 | \$12,156 | \$0 | 0.45 | \$24,200 | \$0 |
| Academic Support/Tutoring | 0.00 | 0 | 0 | 0.30 | 16,527 | 0 | 0.30 | 16,527 | 0 |
| Campus Social Events | 0.10 | 4,015 | 0 | 0.20 | 8,200 | 0 | 0.30 | 12,215 | 0 |
| Career Services | 0.00 | 0 | 0 | 0.30 | 12,300 | 0 | 0.30 | 12,300 | 0 |
| Counseling | 0.00 | 0 | 0 | 0.00 | 0 | 0 | 0.00 | 0 | 0 |
| Disability Services | 0.00 | 0 | 0 | 0.30 | 12,156 | 0 | 0.30 | 12,156 | 0 |
| Employment Assistance | 0.00 | 0 | 0 | 0.30 | 12,300 | 0 | 0.30 | 12,300 | 0 |
| Financial Aid Assistance Counseling | 0.30 | 12,044 | 0 | 0.30 | 10,500 | 0 | 0.60 | 22,544 | 0 |
| Health Services | 0.00 | 0 | 0 | 0.00 | 0 | 0 | 0.00 | 0 | 0 |
| Mentoring | 0.00 | 0 | 0 | 0.00 | 0 | 0 | 0.00 | 0 | 0 |
| Orientation | 0.00 | 0 | 0 | 0.30 | 8,200 | 0 | 0.30 | 8,200 | 0 |
| Tuition Assistance Counseling | 0.10 | 4,015 | 0 | 0.00 | 0 | 0 | 0.10 | 4,015 | 0 |
| Transition Assistance | 0.20 | 8,029 | 0 | 0.00 | 0 | 0 | 0.20 | 8,029 | 0 |
| Veterans Coordinator – Support Staff | 0.00 | 0 | 0 | 0.00 | 0 | 0 | 0.00 | 0 | 0 |
| Veteran Student Lounge or Designate Gathering Space | 0.30 | 12,044 | 0 | 0.00 | 0 | 0 | 0.30 | 12,044 | 0 |
| Total | 1.30 | \$52,191 | \$0 | 2.15 | \$92,339 | \$0 | 3.45 | \$144,530 | \$0 |
| | | | | | | | | All Funds | \$144,530 |

Higher Education Veterans Service Act
Fiscal Impact Survey for Fiscal Year 2019
Kishwaukee College

Person Completing 2019 Survey
Name: Meaghan Cassinelli
Email: mcassinelli@kish.edu
Phone: (815) 825-9533

Coordinator of Veterans and Military Personnel Student Services:
Name: Meaghan Cassinelli
Email: mcassinelli@kish.edu
Phone: (815) 825-9533

| | 2019 Actual Expenditures | | | | | | | | |
|---|--------------------------|-----------------|------------|----------------|------------|------------|------------------|-----------------|------------|
| | Veterans Coordinator | | | Other Services | | | Total | | |
| | Staff Years | Dollars | | Staff Years | Dollars | | Staff Years | Dollars | |
| | | State | Other | | State | Other | | State | Other |
| Academic Counseling | 0.50 | \$17,515 | \$0 | 0.00 | \$0 | \$0 | 0.50 | \$17,515 | \$0 |
| Academic Support/Tutoring | 0.10 | 1,561 | 0 | 0.00 | 0 | 0 | 0.10 | 1,561 | 0 |
| Campus Social Events | 0.10 | 521 | 0 | 0.00 | 0 | 0 | 0.10 | 521 | 0 |
| Career Services | 0.25 | 507 | 0 | 0.00 | 0 | 0 | 0.25 | 507 | 0 |
| Counseling | 0.50 | 2,081 | 0 | 0.00 | 0 | 0 | 0.50 | 2,081 | 0 |
| Disability Services | 0.25 | 1,015 | 0 | 0.00 | 0 | 0 | 0.25 | 1,015 | 0 |
| Employment Assistance | 0.25 | 1,015 | 0 | 0.00 | 0 | 0 | 0.25 | 1,015 | 0 |
| Financial Aid Assistance Counseling | 0.50 | 1,040 | 0 | 0.00 | 0 | 0 | 0.50 | 1,040 | 0 |
| Health Services | 0.00 | 0 | 0 | 0.00 | 0 | 0 | 0.00 | 0 | 0 |
| Mentoring | 0.00 | 0 | 0 | 0.00 | 0 | 0 | 0.00 | 0 | 0 |
| Orientation | 0.10 | 507 | 0 | 0.00 | 0 | 0 | 0.10 | 507 | 0 |
| Tuition Assistance Counseling | 0.05 | 209 | 0 | 0.00 | 0 | 0 | 0.05 | 209 | 0 |
| Transition Assistance | 0.05 | 209 | 0 | 0.00 | 0 | 0 | 0.05 | 209 | 0 |
| Veterans Coordinator – Support Staff | 0.00 | 0 | 0 | 0.00 | 0 | 0 | 0.00 | 0 | 0 |
| Veteran Student Lounge or Designate Gathering Space | 0.00 | 0 | 0 | 0.00 | 0 | 0 | 0.00 | 0 | 0 |
| Total | 2.65 | \$26,180 | \$0 | 0.00 | \$0 | \$0 | 2.65 | \$26,180 | \$0 |
| | | | | | | | All Funds | \$26,180 | |

Higher Education Veterans Service Act
Fiscal Impact Survey for Fiscal Year 2019
Lake Land College

Person Completing 2019 Survey
Name: beth gerl
Email: bgerl@lakelandcollege.edu
Phone: (443) 570-5625

Coordinator of Veterans and Military Personnel Student
Services:
Name: Danielle Downs
Email: ddowns@lakelandcollege.edu
Phone: (217) 234-5255

| | 2019 Actual Expenditures | | | | | | | | |
|---|--------------------------|-----------------|-----------------|----------------|----------------|-----------------|----------------|------------------|------------------|
| | Veterans Coordinator | | | Other Services | | | Total | | |
| | Staff Years | Dollars | | Staff Years | Dollars | | Staff Years | Dollars | |
| | | State | Other | | State | Other | | State | Other |
| Academic Counseling | 0.00 | \$0 | \$0 | 0.06 | \$2,614 | \$6,100 | 0.06 | \$2,614 | \$6,100 |
| Academic Support/Tutoring | 0.00 | 0 | 0 | 0.02 | 410 | 956 | 0.02 | 410 | 956 |
| Campus Social Events | 0.00 | 0 | 0 | 0.02 | 426 | 0 | 0.02 | 426 | 0 |
| Career Services | 0.00 | 0 | 0 | 0.01 | 266 | 622 | 0.01 | 266 | 622 |
| Counseling | 0.00 | 0 | 0 | 0.06 | 2,614 | 6,100 | 0.06 | 2,614 | 6,100 |
| Disability Services | 0.00 | 0 | 0 | 0.06 | 1,075 | 2,510 | 0.06 | 1,075 | 2,510 |
| Employment Assistance | 0.00 | 0 | 0 | 0.01 | 266 | 622 | 0.01 | 266 | 622 |
| Financial Aid Assistance Counseling | 0.80 | 21,046 | 49,110 | 0.00 | 0 | 0 | 0.80 | 21,046 | 49,110 |
| Health Services | 0.00 | 0 | 0 | 0.02 | 322 | 753 | 0.02 | 322 | 753 |
| Mentoring | 0.02 | 526 | 1,227 | 0.00 | 0 | 0 | 0.02 | 526 | 1,227 |
| Orientation | 0.00 | 0 | 0 | 0.01 | 654 | 1,525 | 0.01 | 654 | 1,525 |
| Tuition Assistance Counseling | 0.03 | 789 | 1,842 | 0.03 | 0 | 0 | 0.06 | 789 | 1,842 |
| Transition Assistance | 0.00 | 0 | 0 | 0.00 | 0 | 0 | 0.00 | 0 | 0 |
| Veterans Coordinator – Support Staff | 0.00 | 0 | 0 | 0.05 | 609 | 1,421 | 0.05 | 609 | 1,421 |
| Veteran Student Lounge or Designate Gathering Space | 0.00 | 0 | 0 | 0.00 | 0 | 0 | 0.00 | 0 | 0 |
| Total | 0.85 | \$22,361 | \$52,179 | 0.35 | \$9,256 | \$20,609 | 1.20 | \$31,617 | \$72,788 |
| | | | | | | | | All Funds | \$104,405 |

Higher Education Veterans Service Act
Fiscal Impact Survey for Fiscal Year 2019
Lewis & Clark Community College

Person Completing 2019 Survey
Name: Terry Lane
Email: tdlane@lc.edu
Phone: (618) 468-5500

Coordinator of Veterans and Military Personnel Student Services:
Name: Terry Lane
Email: tdlane@lc.edu
Phone: (618) 468-5500

| | 2019 Actual Expenditures | | | | | | | | |
|---|--------------------------|------------|-----------------|----------------|------------|-----------------|-------------|------------------|-----------------|
| | Veterans Coordinator | | | Other Services | | | Total | | |
| | Staff Years | Dollars | | Staff Years | Dollars | | Staff Years | Dollars | |
| | | State | Other | | State | Other | | State | Other |
| Academic Counseling | 0.10 | \$0 | \$3,795 | 0.05 | \$0 | \$2,251 | 0.15 | \$0 | \$6,046 |
| Academic Support/Tutoring | 0.10 | 0 | 3,795 | 0.05 | 0 | 2,251 | 0.15 | 0 | 6,046 |
| Campus Social Events | 0.00 | 0 | 0 | 0.05 | 0 | 2,251 | 0.05 | 0 | 2,251 |
| Career Services | 0.05 | 0 | 3,086 | 0.10 | 0 | 4,497 | 0.15 | 0 | 7,583 |
| Counseling | 0.05 | 0 | 1,833 | 0.05 | 0 | 2,251 | 0.10 | 0 | 4,084 |
| Disability Services | 0.00 | 0 | 0 | 0.05 | 0 | 2,251 | 0.05 | 0 | 2,251 |
| Employment Assistance | 0.05 | 0 | 3,086 | 0.05 | 0 | 2,251 | 0.10 | 0 | 5,337 |
| Financial Aid Assistance Counseling | 0.25 | 0 | 8,078 | 0.05 | 0 | 2,251 | 0.30 | 0 | 10,329 |
| Health Services | 0.10 | 0 | 3,155 | 0.15 | 0 | 6,749 | 0.25 | 0 | 9,904 |
| Mentoring | 0.00 | 0 | 0 | 0.05 | 0 | 2,251 | 0.05 | 0 | 2,251 |
| Orientation | 0.00 | 0 | 0 | 0.05 | 0 | 2,251 | 0.05 | 0 | 2,251 |
| Tuition Assistance Counseling | 0.00 | 0 | 0 | 0.05 | 0 | 2,251 | 0.05 | 0 | 2,251 |
| Transition Assistance | 0.00 | 0 | 0 | 0.05 | 0 | 2,251 | 0.05 | 0 | 2,251 |
| Veterans Coordinator – Support Staff | 0.00 | 0 | 0 | 0.00 | 0 | 0 | 0.00 | 0 | 0 |
| Veteran Student Lounge or Designate Gathering Space | 0.00 | 0 | 0 | 0.05 | 0 | 2,251 | 0.05 | 0 | 2,251 |
| Liaison with Area Veterans Service Organizations | 0.00 | 0 | 0 | 0.05 | 0 | 2,251 | 0.05 | 0 | 2,251 |
| Liaison with Area Community Agencies | 0.00 | 0 | 0 | 0.05 | 0 | 2,251 | 0.05 | 0 | 2,251 |
| Liaison with Faculty/Staff/Administration | 0.00 | 0 | 0 | 0.05 | 0 | 2,251 | 0.05 | 0 | 2,251 |
| Total | 0.70 | \$0 | \$26,828 | 1.00 | \$0 | \$45,011 | 1.70 | \$0 | \$71,839 |
| | | | | | | | | All Funds | \$71,839 |

Higher Education Veterans Service Act
Fiscal Impact Survey for Fiscal Year 2019
Lincoln Land Community College

Person Completing 2019 Survey
Name: Lesley Frederick
Email: lesley.frederick@llcc.edu
Phone: (217) 786-2213

Coordinator of Veterans and Military Personnel Student
Services:
Name: Dawn Burch
Email: dawn.burch@llcc.edu
Phone: (217) 786-2758

| | 2019 Actual Expenditures | | | | | | | | |
|---|--------------------------|----------------|-----------------|----------------|----------------|-----------------|----------------|------------------|------------------|
| | Veterans Coordinator | | | Other Services | | | Total | | |
| | Staff Years | Dollars | | Staff Years | Dollars | | Staff Years | Dollars | |
| | | State | Other | | State | Other | | State | Other |
| Academic Counseling | 0.15 | \$ 795 | \$7,965 | 0.28 | \$1,604 | \$16,077 | 0.43 | \$2,399 | \$24,042 |
| Academic Support/Tutoring | 0.00 | 0 | 0 | 0.26 | 1,810 | 18,144 | 0.26 | 1,810 | 18,144 |
| Campus Social Events | 0.00 | 0 | 0 | 0.05 | 197 | 1,977 | 0.05 | 197 | 1,977 |
| Career Services | 0.00 | 0 | 0 | 0.06 | 299 | 2,999 | 0.06 | 299 | 2,999 |
| Counseling | 0.10 | 530 | 5,310 | 0.03 | 216 | 2,165 | 0.13 | 746 | 7,475 |
| Disability Services | 0.00 | 0 | 0 | 0.00 | 0 | 0 | 0.00 | 0 | 0 |
| Employment Assistance | 0.00 | 0 | 0 | 0.00 | 0 | 0 | 0.00 | 0 | 0 |
| Financial Aid Assistance Counseling | 0.20 | 1,059 | 10,621 | 0.18 | 919 | 9,218 | 0.38 | 1,978 | 19,839 |
| Health Services | 0.00 | 0 | 0 | 0.00 | 0 | 0 | 0.00 | 0 | 0 |
| Mentoring | 0.00 | 0 | 0 | 0.00 | 0 | 0 | 0.00 | 0 | 0 |
| Orientation | 0.00 | 0 | 0 | 0.03 | 0 | 0 | 0.03 | 0 | 0 |
| Tuition Assistance Counseling | 0.05 | 265 | 2,655 | 0.00 | 221 | 2,219 | 0.05 | 486 | 4,874 |
| Transition Assistance | 0.05 | 265 | 2,655 | 0.00 | 0 | 0 | 0.05 | 265 | 2,655 |
| Veterans Coordinator – Support Staff | 0.00 | 0 | 0 | 0.00 | 0 | 0 | 0.00 | 0 | 0 |
| Veteran Student Lounge or Designate Gathering Space | 0.00 | 0 | 0 | 0.00 | 0 | 0 | 0.00 | 0 | 0 |
| Veterans Student Worker Supervision, Admissions, Records & Registration | 0.15 | 795 | 7,965 | 0.34 | 1,842 | 18,464 | 0.49 | 2,637 | 26,429 |
| Administrative Duties, Testing & Placement | 0.20 | 1,059 | 10,621 | 0.06 | 301 | 3,017 | 0.26 | 1,360 | 13,638 |
| Outreach | 0.10 | 530 | 5,310 | 0.00 | 0 | 0 | 0.10 | 530 | 5,310 |
| Total | 1.00 | \$5,298 | \$53,102 | 1.29 | \$7,409 | \$74,280 | 2.29 | \$12,707 | \$127,382 |
| | | | | | | | | All Funds | \$140,089 |

Higher Education Veterans Service Act
Fiscal Impact Survey for Fiscal Year 2019
McHenry County College

Person Completing 2019 Survey
Name: Marianne Devenny
Email: mdevenny@mchenry.edu
Phone: (815) 455-8716

Coordinator of Veterans and Military Personnel Student Services:
Name: Rachel Boldman
Email: rboldman@mchenry.edu
Phone: (815) 479-7572

| | 2019 Actual Expenditures | | | | | | | | |
|---|--------------------------|---------------|----------------|----------------|----------------|-----------------|---------------|------------------|-----------------|
| | Veterans Coordinator | | | Other Services | | | Total | | |
| | Staff Years | Dollars | | Staff Years | Dollars | | Staff Years | Dollars | |
| | | State | Other | | State | Other | | State | Other |
| Academic Counseling | 0.01 | \$ 60 | \$ 681 | 0.33 | \$1,016 | \$13,023 | 0.34 | \$1,076 | \$13,704 |
| Academic Support/Tutoring | 0.04 | 238 | 3,054 | 0.02 | 68 | 868 | 0.06 | 306 | 3,922 |
| Campus Social Events | 0.00 | 0 | 0 | 0.07 | 229 | 2,933 | 0.07 | 229 | 2,933 |
| Career Services | 0.00 | 0 | 0 | 0.00 | 0 | 0 | 0.00 | 0 | 0 |
| Counseling | 0.00 | 0 | 0 | 0.00 | 0 | 0 | 0.00 | 0 | 0 |
| Disability Services | 0.00 | 0 | 0 | 0.02 | 68 | 868 | 0.02 | 68 | 868 |
| Employment Assistance | 0.00 | 0 | 0 | 0.02 | 60 | 762 | 0.02 | 60 | 762 |
| Financial Aid Assistance Counseling | 0.00 | 0 | 0 | 0.41 | 1,224 | 15,684 | 0.41 | 1,224 | 15,684 |
| Health Services | 0.00 | 0 | 0 | 0.00 | 0 | 0 | 0.00 | 0 | 0 |
| Mentoring | 0.01 | 60 | 681 | 0.00 | 0 | 0 | 0.01 | 60 | 681 |
| Orientation | 0.01 | 60 | 681 | 0.01 | 34 | 434 | 0.02 | 94 | 1,115 |
| Tuition Assistance Counseling | 0.00 | 0 | 0 | 0.00 | 0 | 0 | 0.00 | 0 | 0 |
| Transition Assistance | 0.03 | 179 | 2,290 | 0.00 | 0 | 0 | 0.03 | 179 | 2,290 |
| Veterans Coordinator – Support Staff | 0.00 | 0 | 0 | 0.00 | 0 | 0 | 0.00 | 0 | 0 |
| Veteran Student Lounge or Designate Gathering Space | 0.02 | 119 | 1,527 | 100.00 | 1,694 | 21,706 | 100.02 | 1,813 | 23,233 |
| Total | 0.12 | \$ 716 | \$8,914 | 100.88 | \$4,393 | \$56,278 | 101.00 | \$5,109 | \$65,192 |
| | | | | | | | | All Funds | \$70,301 |

Higher Education Veterans Service Act
Fiscal Impact Survey for Fiscal Year 2019
Moraine Valley Community College

Person Completing 2019 Survey
Name: Jo Ann Jenkins
Email: jenkinsj52@morainevalley.edu
Phone: (708) 608-4199

Coordinator of Veterans and Military Personnel Student Services:
Name: Ryan Kelly
Email: kellyr79@morainevalley.edu
Phone: (708) 608-4144

| | 2019 Actual Expenditures | | | | | | | | |
|---|--------------------------|-----------------|------------|----------------|------------------|-----------------|-------------|------------------|------------------|
| | Veterans Coordinator | | | Other Services | | | Total | | |
| | Staff Years | Dollars | | Staff Years | Dollars | | Staff Years | Dollars | |
| | | State | Other | | State | Other | | State | Other |
| Academic Counseling | 0.40 | \$23,072 | \$0 | 0.50 | \$56,152 | \$1,680 | 0.90 | \$79,224 | \$1,680 |
| Academic Support/Tutoring | 0.00 | 0 | 0 | 0.50 | 3,000 | 1,750 | 0.50 | 3,000 | 1,750 |
| Campus Social Events | 0.05 | 3,500 | 0 | 1.00 | 1,000 | 0 | 1.05 | 4,500 | 0 |
| Career Services | 0.00 | 0 | 0 | 0.00 | 0 | 0 | 0.00 | 0 | 0 |
| Counseling | 0.00 | 0 | 0 | 0.10 | 46,940 | 0 | 0.10 | 46,940 | 0 |
| Disability Services | 0.00 | 0 | 0 | 0.30 | 9,602 | 0 | 0.30 | 9,602 | 0 |
| Employment Assistance | 0.00 | 0 | 0 | 0.00 | 0 | 0 | 0.00 | 0 | 0 |
| Financial Aid Assistance Counseling | 0.70 | 34,500 | 0 | 0.50 | 32,000 | 0 | 1.20 | 66,500 | 0 |
| Health Services | 0.00 | 0 | 0 | 0.00 | 0 | 0 | 0.00 | 0 | 0 |
| Mentoring | 0.10 | 1,260 | 0 | 0.00 | 0 | 0 | 0.10 | 1,260 | 0 |
| Orientation | 0.20 | 7,020 | 0 | 0.00 | 0 | 0 | 0.20 | 7,020 | 0 |
| Tuition Assistance Counseling | 0.00 | 0 | 0 | 0.00 | 0 | 0 | 0.00 | 0 | 0 |
| Transition Assistance | 0.00 | 0 | 0 | 0.00 | 0 | 0 | 0.00 | 0 | 0 |
| Veterans Coordinator – Support Staff | 0.00 | 0 | 0 | 0.50 | 0 | 24,500 | 0.50 | 0 | 24,500 |
| Veteran Student Lounge or Designate Gathering Space | 0.20 | 12,000 | 0 | 1.00 | 3,000 | 0 | 1.20 | 15,000 | 0 |
| Total | 1.65 | \$81,352 | \$0 | 4.40 | \$151,694 | \$27,930 | 6.05 | \$233,046 | \$27,930 |
| | | | | | | | | All Funds | \$260,976 |

Higher Education Veterans Service Act
Fiscal Impact Survey for Fiscal Year 2019
Morton College

Person Completing 2019 Survey
Name: Blanca Martinez
Email: blanca.martinez@morton.edu
Phone: (708) 656-8000 x2228

Coordinator of Veterans and Military Personnel Student Services:
Name: Blanca Martinez
Email: blanca.martinez@morton.edu
Phone: (708) 656-8000 x2228

| | 2019 Actual Expenditures | | | | | | | | |
|---|--------------------------|-----------------|------------|----------------|-----------------|------------|-------------|------------------|------------------|
| | Veterans Coordinator | | | Other Services | | | Total | | |
| | Staff Years | Dollars | | Staff Years | Dollars | | Staff Years | Dollars | |
| | | State | Other | | State | Other | | State | Other |
| Academic Counseling | 0.00 | \$0 | \$0 | 0.50 | \$31,948 | \$0 | 0.50 | \$31,948 | \$0 |
| Academic Support/Tutoring | 0.00 | 0 | 0 | 0.00 | 0 | 0 | 0.00 | 0 | 0 |
| Campus Social Events | 0.00 | 0 | 0 | 0.00 | 0 | 0 | 0.00 | 0 | 0 |
| Career Services | 0.00 | 0 | 0 | 0.00 | 0 | 0 | 0.00 | 0 | 0 |
| Counseling | 0.00 | 0 | 0 | 0.00 | 0 | 0 | 0.00 | 0 | 0 |
| Disability Services | 0.00 | 0 | 0 | 0.50 | 31,948 | 0 | 0.50 | 31,948 | 0 |
| Employment Assistance | 0.00 | 0 | 0 | 0.00 | 0 | 0 | 0.00 | 0 | 0 |
| Financial Aid Assistance Counseling | 1.00 | 40,000 | 0 | 0.25 | 10,803 | 0 | 1.25 | 50,803 | 0 |
| Health Services | 0.00 | 0 | 0 | 0.00 | 0 | 0 | 0.00 | 0 | 0 |
| Mentoring | 0.00 | 0 | 0 | 0.00 | 0 | 0 | 0.00 | 0 | 0 |
| Orientation | 0.00 | 0 | 0 | 0.00 | 0 | 0 | 0.00 | 0 | 0 |
| Tuition Assistance Counseling | 0.00 | 0 | 0 | 0.00 | 0 | 0 | 0.00 | 0 | 0 |
| Transition Assistance | 0.00 | 0 | 0 | 0.00 | 0 | 0 | 0.00 | 0 | 0 |
| Veterans Coordinator – Support Staff | 0.00 | 0 | 0 | 0.00 | 0 | 0 | 0.00 | 0 | 0 |
| Veteran Student Lounge or Designate Gathering Space | 0.00 | 0 | 0 | 0.00 | 0 | 0 | 0.00 | 0 | 0 |
| Total | 1.00 | \$40,000 | \$0 | 1.25 | \$74,699 | \$0 | 2.25 | \$114,699 | \$0 |
| | | | | | | | | All Funds | \$114,699 |

Higher Education Veterans Service Act
Fiscal Impact Survey for Fiscal Year 2019
Oakton Community College

Person Completing 2019 Survey
Name: Jamie Petersen
Email: jpeterse@oakton.edu
Phone: (847) 635-1709

Coordinator of Veterans and Military Personnel Student Services:
Name: Lisa Harris
Email: lharris@oakton.edu
Phone: (847) 376-7614

| | 2019 Actual Expenditures | | | | | | | | |
|---|--------------------------|------------|------------|----------------|-----------------|------------|-------------|------------------|-----------------|
| | Veterans Coordinator | | | Other Services | | | Total | | |
| | Staff Years | Dollars | | Staff Years | Dollars | | Staff Years | Dollars | |
| | | State | Other | | State | Other | | State | Other |
| Academic Counseling | 0.00 | \$0 | \$0 | 0.36 | \$23,078 | \$0 | 0.36 | \$23,078 | \$0 |
| Academic Support/Tutoring | 0.00 | 0 | 0 | 0.50 | 22,876 | 0 | 0.50 | 22,876 | 0 |
| Campus Social Events | 0.00 | 0 | 0 | 0.08 | 8,209 | 0 | 0.08 | 8,209 | 0 |
| Career Services | 0.00 | 0 | 0 | 0.13 | 6,881 | 0 | 0.13 | 6,881 | 0 |
| Counseling | 0.00 | 0 | 0 | 0.00 | 0 | 0 | 0.00 | 0 | 0 |
| Disability Services | 0.00 | 0 | 0 | 0.09 | 7,602 | 0 | 0.09 | 7,602 | 0 |
| Employment Assistance | 0.00 | 0 | 0 | 0.00 | 0 | 0 | 0.00 | 0 | 0 |
| Financial Aid Assistance Counseling | 0.00 | 0 | 0 | 0.22 | 13,488 | 0 | 0.22 | 13,488 | 0 |
| Health Services | 0.00 | 0 | 0 | 0.26 | 14,049 | 0 | 0.26 | 14,049 | 0 |
| Mentoring | 0.00 | 0 | 0 | 0.00 | 0 | 0 | 0.00 | 0 | 0 |
| Orientation | 0.00 | 0 | 0 | 0.04 | 1,912 | 0 | 0.04 | 1,912 | 0 |
| Tuition Assistance Counseling | 0.00 | 0 | 0 | 0.00 | 0 | 0 | 0.00 | 0 | 0 |
| Transition Assistance | 0.00 | 0 | 0 | 0.00 | 0 | 0 | 0.00 | 0 | 0 |
| Veterans Coordinator – Support Staff | 0.00 | 0 | 0 | 0.00 | 0 | 0 | 0.00 | 0 | 0 |
| Veteran Student Lounge or Designate Gathering Space | 0.00 | 0 | 0 | 0.00 | 0 | 0 | 0.00 | 0 | 0 |
| Total | 0.00 | \$0 | \$0 | 1.68 | \$98,095 | \$0 | 1.68 | \$98,095 | \$0 |
| | | | | | | | | All Funds | \$98,095 |

Higher Education Veterans Service Act
Fiscal Impact Survey for Fiscal Year 2019
Parkland College

Person Completing 2019 Survey
Name: Kevin Knott
Email: kknott@parkland.edu
Phone: (217) 351-2239

Coordinator of Veterans and Military Personnel Student Services:
Name: Kristina Taylor
Email: ktaylor@parkland.edu
Phone: (217) 351-2228

| | 2019 Actual Expenditures | | | | | | | | |
|---|--------------------------|------------|-----------------|----------------|----------------|-----------------|-------------|------------------|------------------|
| | Veterans Coordinator | | | Other Services | | | Total | | |
| | Staff Years | Dollars | | Staff Years | Dollars | | Staff Years | Dollars | |
| | | State | Other | | State | Other | | State | Other |
| Academic Counseling | 0.00 | \$0 | \$0 | 0.06 | \$ 127 | \$2,407 | 0.06 | \$ 127 | \$2,407 |
| Academic Support/Tutoring | 0.00 | 0 | 0 | 0.25 | 680 | 12,923 | 0.25 | 680 | 12,923 |
| Campus Social Events | 0.00 | 0 | 0 | 0.10 | 184 | 3,494 | 0.10 | 184 | 3,494 |
| Career Services | 0.00 | 0 | 0 | 0.06 | 190 | 3,615 | 0.06 | 190 | 3,615 |
| Counseling | 0.00 | 0 | 0 | 0.06 | 290 | 5,518 | 0.06 | 290 | 5,518 |
| Disability Services | 0.00 | 0 | 0 | 0.13 | 865 | 4,904 | 0.13 | 865 | 4,904 |
| Employment Assistance | 0.00 | 0 | 0 | 0.06 | 190 | 3,615 | 0.06 | 190 | 3,615 |
| Financial Aid Assistance Counseling | 0.00 | 0 | 0 | 1.00 | 3,226 | 61,300 | 1.00 | 3,226 | 61,300 |
| Health Services | 0.00 | 0 | 0 | 0.00 | 0 | 0 | 0.00 | 0 | 0 |
| Mentoring | 0.00 | 0 | 0 | 0.00 | 0 | 0 | 0.00 | 0 | 0 |
| Orientation | 0.00 | 0 | 0 | 0.00 | 0 | 0 | 0.00 | 0 | 0 |
| Tuition Assistance Counseling | 0.00 | 0 | 0 | 0.00 | 0 | 0 | 0.00 | 0 | 0 |
| Transition Assistance | 0.00 | 0 | 0 | 0.00 | 0 | 0 | 0.00 | 0 | 0 |
| Veterans Coordinator – Support Staff | 0.00 | 0 | 0 | 0.00 | 0 | 0 | 0.00 | 0 | 0 |
| Veteran Student Lounge or Designate Gathering Space | 0.00 | 0 | 0 | 0.00 | 0 | 0 | 0.00 | 0 | 0 |
| Veteran's Coordinator | 0.90 | 0 | 51,898 | 0.00 | 0 | 0 | 0.90 | 0 | 51,898 |
| Total | 0.90 | \$0 | \$51,898 | 1.72 | \$5,752 | \$97,776 | 2.62 | \$5,752 | \$149,674 |
| | | | | | | | | All Funds | \$155,426 |

Higher Education Veterans Service Act
Fiscal Impact Survey for Fiscal Year 2019
Prairie State College

Person Completing 2019 Survey
Name: Georges Sanon
Email: GSANON@PRAIRIESTATE.EDU
Phone: (708) 709-3567

Coordinator of Veterans and Military Personnel Student
Services:
Name: Georges Sanon
Email: GSANON@PRAIRIESTATE.EDU
Phone: (708) 709-3567

| | 2019 Actual Expenditures | | | | | | | | |
|---|--------------------------|-----------------|------------|----------------|-----------------|------------|----------------|------------------|-----------------|
| | Veterans Coordinator | | | Other Services | | | Total | | |
| | Staff Years | Dollars | | Staff Years | Dollars | | Staff Years | Dollars | |
| | | State | Other | | State | Other | | State | Other |
| Academic Counseling | 0.00 | \$0 | \$0 | 0.00 | \$0 | \$0 | 0.00 | \$0 | \$0 |
| Academic Support/Tutoring | 0.00 | 0 | 0 | 0.00 | 0 | 0 | 0.00 | 0 | 0 |
| Campus Social Events | 0.00 | 0 | 0 | 0.00 | 0 | 0 | 0.00 | 0 | 0 |
| Career Services | 0.00 | 0 | 0 | 0.00 | 0 | 0 | 0.00 | 0 | 0 |
| Counseling | 0.00 | 0 | 0 | 0.00 | 0 | 0 | 0.00 | 0 | 0 |
| Disability Services | 0.00 | 0 | 0 | 0.00 | 0 | 0 | 0.00 | 0 | 0 |
| Employment Assistance | 0.00 | 0 | 0 | 0.00 | 0 | 0 | 0.00 | 0 | 0 |
| Financial Aid Assistance Counseling | 0.00 | 0 | 0 | 0.00 | 0 | 0 | 0.00 | 0 | 0 |
| Health Services | 0.00 | 0 | 0 | 0.00 | 0 | 0 | 0.00 | 0 | 0 |
| Mentoring | 0.00 | 0 | 0 | 0.00 | 0 | 0 | 0.00 | 0 | 0 |
| Orientation | 0.00 | 0 | 0 | 0.00 | 0 | 0 | 0.00 | 0 | 0 |
| Tuition Assistance Counseling | 0.00 | 0 | 0 | 0.00 | 0 | 0 | 0.00 | 0 | 0 |
| Transition Assistance | 0.00 | 0 | 0 | 0.00 | 0 | 0 | 0.00 | 0 | 0 |
| Veterans Coordinator – Support Staff | 0.00 | 0 | 0 | 1.00 | 43,719 | 0 | 1.00 | 43,719 | 0 |
| Veteran Student Lounge or Designate Gathering Space | 0.50 | 10,760 | 0 | 0.00 | 0 | 0 | 0.50 | 10,760 | 0 |
| Total | 0.50 | \$10,760 | \$0 | 1.00 | \$43,719 | \$0 | 1.50 | \$54,479 | \$0 |
| | | | | | | | | All Funds | \$54,479 |

Higher Education Veterans Service Act
Fiscal Impact Survey for Fiscal Year 2019
Rend Lake College

Person Completing 2019 Survey
Name: Cheri Rushing
Email: rushing@rlc.edu
Phone: (618) 437-5321

Coordinator of Veterans and Military Personnel Student Services:
Name: Kacie Hunter
Email: hunterk@rlc.edu
Phone: (618) 437-5321

| | 2019 Actual Expenditures | | | | | | | | |
|---|--------------------------|------------|------------|----------------|-----------------|------------|-------------|------------------|-----------------|
| | Veterans Coordinator | | | Other Services | | | Total | | |
| | Staff Years | Dollars | | Staff Years | Dollars | | Staff Years | Dollars | |
| | | State | Other | | State | Other | | State | Other |
| Academic Counseling | 0.00 | \$0 | \$0 | 0.10 | \$9,826 | \$0 | 0.10 | \$9,826 | \$0 |
| Academic Support/Tutoring | 0.00 | 0 | 0 | 0.05 | 2,624 | 0 | 0.05 | 2,624 | 0 |
| Campus Social Events | 0.00 | 0 | 0 | 0.05 | 4,879 | 0 | 0.05 | 4,879 | 0 |
| Career Services | 0.00 | 0 | 0 | 0.05 | 3,464 | 0 | 0.05 | 3,464 | 0 |
| Counseling | 0.00 | 0 | 0 | 0.00 | 0 | 0 | 0.00 | 0 | 0 |
| Disability Services | 0.00 | 0 | 0 | 0.05 | 3,632 | 0 | 0.05 | 3,632 | 0 |
| Employment Assistance | 0.00 | 0 | 0 | 0.05 | 2,858 | 0 | 0.05 | 2,858 | 0 |
| Financial Aid Assistance Counseling | 0.00 | 0 | 0 | 0.15 | 18,193 | 0 | 0.15 | 18,193 | 0 |
| Health Services | 0.00 | 0 | 0 | 0.00 | 0 | 0 | 0.00 | 0 | 0 |
| Mentoring | 0.00 | 0 | 0 | 0.00 | 0 | 0 | 0.00 | 0 | 0 |
| Orientation | 0.00 | 0 | 0 | 0.05 | 2,639 | 0 | 0.05 | 2,639 | 0 |
| Tuition Assistance Counseling | 0.00 | 0 | 0 | 0.25 | 12,332 | 0 | 0.25 | 12,332 | 0 |
| Transition Assistance | 0.00 | 0 | 0 | 0.00 | 0 | 0 | 0.00 | 0 | 0 |
| Veterans Coordinator – Support Staff | 0.00 | 0 | 0 | 0.25 | 8,235 | 0 | 0.25 | 8,235 | 0 |
| Veteran Student Lounge or Designate Gathering Space | 0.00 | 0 | 0 | 0.00 | 0 | 0 | 0.00 | 0 | 0 |
| Total | 0.00 | \$0 | \$0 | 1.05 | \$68,682 | \$0 | 1.05 | \$68,682 | \$0 |
| | | | | | | | | All Funds | \$68,682 |

Higher Education Veterans Service Act
Fiscal Impact Survey for Fiscal Year 2019
Richland Community College

Person Completing 2019 Survey
Name: Daniel McAlpine
Email: dmcalpin@richland.edu
Phone: (217) 875-7211 x6205

Coordinator of Veterans and Military Personnel Student
Services:
Name: Daniel McAlpine
Email: dmcalpin@richland.edu
Phone: (217) 875-7211 x6205

| | 2019 Actual Expenditures | | | | | | | | |
|---|--------------------------|------------|-----------------|----------------|------------|-----------------|----------------|------------------|-----------------|
| | Veterans Coordinator | | | Other Services | | | Total | | |
| | Staff Years | Dollars | | Staff Years | Dollars | | Staff Years | Dollars | |
| | | State | Other | | State | Other | | State | Other |
| Academic Counseling | 0.50 | \$0 | \$18,928 | 0.20 | \$0 | \$5,500 | 0.70 | \$0 | \$24,428 |
| Academic Support/Tutoring | 0.00 | 0 | 0 | 0.00 | 0 | 0 | 0.00 | 0 | 0 |
| Campus Social Events | 0.00 | 0 | 0 | 0.10 | 0 | 250 | 0.10 | 0 | 250 |
| Career Services | 0.00 | 0 | 0 | 0.00 | 0 | 3,200 | 0.00 | 0 | 3,200 |
| Counseling | 0.00 | 0 | 0 | 0.70 | 0 | 0 | 0.70 | 0 | 0 |
| Disability Services | 0.00 | 0 | 0 | 0.00 | 0 | 0 | 0.00 | 0 | 0 |
| Employment Assistance | 0.00 | 0 | 0 | 0.00 | 0 | 0 | 0.00 | 0 | 0 |
| Financial Aid Assistance Counseling | 0.20 | 0 | 7,571 | 0.15 | 0 | 7,000 | 0.35 | 0 | 14,571 |
| Health Services | 0.00 | 0 | 0 | 0.00 | 0 | 0 | 0.00 | 0 | 0 |
| Mentoring | 0.20 | 0 | 7,571 | 0.00 | 0 | 0 | 0.20 | 0 | 7,571 |
| Orientation | 0.00 | 0 | 0 | 0.00 | 0 | 0 | 0.00 | 0 | 0 |
| Tuition Assistance Counseling | 0.00 | 0 | 0 | 0.00 | 0 | 0 | 0.00 | 0 | 0 |
| Transition Assistance | 0.10 | 0 | 3,786 | 0.00 | 0 | 0 | 0.10 | 0 | 3,786 |
| Veterans Coordinator – Support Staff | 0.00 | 0 | 0 | 0.00 | 0 | 0 | 0.00 | 0 | 0 |
| Veteran Student Lounge or Designate Gathering Space | 0.00 | 0 | 0 | 0.00 | 0 | 0 | 0.00 | 0 | 0 |
| Total | 1.00 | \$0 | \$37,856 | 1.15 | \$0 | \$15,950 | 2.15 | \$0 | \$53,806 |
| | | | | | | | | All Funds | \$53,806 |

Higher Education Veterans Service Act
Fiscal Impact Survey for Fiscal Year 2019
Rock Valley College

Person Completing 2019 Survey
Name: Milana Herman
Email: m.herman@rockvalleycollege.edu
Phone: (815) 921-4163

Coordinator of Veterans and Military Personnel Student
Services:
Name: Milana Herman
Email: m.herman@rockvalleycollege.edu
Phone: (815) 921-4163

| | 2019 Actual Expenditures | | | | | | | | |
|---|--------------------------|-----------------|------------|----------------|------------------|------------|------------------|------------------|------------|
| | Veterans Coordinator | | | Other Services | | | Total | | |
| | Staff Years | Dollars | | Staff Years | Dollars | | Staff Years | Dollars | |
| | | State | Other | | State | Other | | State | Other |
| Academic Counseling | 0.00 | \$0 | \$0 | 0.50 | \$19,253 | \$0 | 0.50 | \$19,253 | \$0 |
| Academic Support/Tutoring | 0.00 | 0 | 0 | 0.40 | 14,676 | 0 | 0.40 | 14,676 | 0 |
| Campus Social Events | 0.05 | 2,648 | 0 | 0.20 | 8,985 | 0 | 0.25 | 11,633 | 0 |
| Career Services | 0.01 | 530 | 0 | 0.20 | 7,701 | 0 | 0.21 | 8,231 | 0 |
| Counseling | 0.00 | 0 | 0 | 0.20 | 7,701 | 0 | 0.20 | 7,701 | 0 |
| Disability Services | 0.00 | 0 | 0 | 0.04 | 1,796 | 0 | 0.04 | 1,796 | 0 |
| Employment Assistance | 0.02 | 1,059 | 0 | 0.02 | 770 | 0 | 0.04 | 1,829 | 0 |
| Financial Aid Assistance Counseling | 0.05 | 2,648 | 0 | 0.50 | 17,010 | 0 | 0.55 | 19,658 | 0 |
| Health Services | 0.00 | 0 | 0 | 0.00 | 0 | 0 | 0.00 | 0 | 0 |
| Mentoring | 0.03 | 1,589 | 0 | 0.00 | 0 | 0 | 0.03 | 1,589 | 0 |
| Orientation | 0.02 | 1,059 | 0 | 0.40 | 17,969 | 0 | 0.42 | 19,028 | 0 |
| Tuition Assistance Counseling | 0.04 | 2,119 | 0 | 0.01 | 340 | 0 | 0.05 | 2,459 | 0 |
| Transition Assistance | 0.04 | 2,119 | 0 | 0.20 | 7,701 | 0 | 0.24 | 9,820 | 0 |
| Veterans Coordinator – Support Staff | 0.00 | 0 | 0 | 0.00 | 0 | 0 | 0.00 | 0 | 0 |
| Veteran Student Lounge or Designate Gathering Space | 0.00 | 0 | 0 | 0.00 | 0 | 0 | 0.00 | 0 | 0 |
| Certifying Benefits | 0.74 | 39,194 | 0 | 0.00 | 0 | 0 | 0.74 | 39,194 | 0 |
| Total | 1.00 | \$52,965 | \$0 | 2.67 | \$103,902 | \$0 | 3.67 | \$156,867 | \$0 |
| | | | | | | | All Funds | \$156,867 | |

Higher Education Veterans Service Act
Fiscal Impact Survey for Fiscal Year 2019
Sauk Valley Community College

Person Completing 2019 Survey
Name: Eric Valdez
Email: eric.p.valdez@svcc.edu
Phone: (815) 835-6315

Coordinator of Veterans and Military Personnel Student
Services:
Name: Eric Valdez
Email: eric.p.valdez@svcc.edu
Phone: (815) 835-6315

| | 2019 Actual Expenditures | | | | | | | | |
|---|--------------------------|------------|-----------------|----------------|------------|-----------------|----------------|------------------|-----------------|
| | Veterans Coordinator | | | Other Services | | | Total | | |
| | Staff Years | Dollars | | Staff Years | Dollars | | Staff Years | Dollars | |
| | | State | Other | | State | Other | | State | Other |
| Academic Counseling | 0.00 | \$0 | \$0 | 0.45 | \$0 | \$25,031 | 0.45 | \$0 | \$25,031 |
| Academic Support/Tutoring | 0.00 | 0 | 0 | 0.10 | 0 | 5,563 | 0.10 | 0 | 5,563 |
| Campus Social Events | 0.03 | 0 | 1,248 | 0.05 | 0 | 2,781 | 0.08 | 0 | 4,029 |
| Career Services | 0.05 | 0 | 2,080 | 0.10 | 0 | 5,563 | 0.15 | 0 | 7,643 |
| Counseling | 0.05 | 0 | 2,080 | 0.10 | 0 | 5,563 | 0.15 | 0 | 7,643 |
| Disability Services | 0.00 | 0 | 0 | 0.01 | 0 | 556 | 0.01 | 0 | 556 |
| Employment Assistance | 0.00 | 0 | 0 | 0.05 | 0 | 2,781 | 0.05 | 0 | 2,781 |
| Financial Aid Assistance Counseling | 0.10 | 0 | 4,160 | 0.10 | 0 | 5,563 | 0.20 | 0 | 9,723 |
| Health Services | 0.00 | 0 | 0 | 0.00 | 0 | 0 | 0.00 | 0 | 0 |
| Mentoring | 0.00 | 0 | 0 | 0.01 | 0 | 556 | 0.01 | 0 | 556 |
| Orientation | 0.00 | 0 | 0 | 0.01 | 0 | 556 | 0.01 | 0 | 556 |
| Tuition Assistance Counseling | 0.07 | 0 | 2,912 | 0.01 | 0 | 556 | 0.08 | 0 | 3,468 |
| Transition Assistance | 0.01 | 0 | 416 | 0.01 | 0 | 556 | 0.02 | 0 | 972 |
| Veterans Coordinator – Support Staff | 0.00 | 0 | 0 | 0.00 | 0 | 0 | 0.00 | 0 | 0 |
| Veteran Student Lounge or Designate Gathering Space | 0.00 | 0 | 0 | 0.00 | 0 | 0 | 0.00 | 0 | 0 |
| Total | 0.31 | \$0 | \$12,896 | 1.00 | \$0 | \$55,625 | 1.31 | \$0 | \$68,521 |
| | | | | | | | | All Funds | \$68,521 |

Higher Education Veterans Service Act
Fiscal Impact Survey for Fiscal Year 2019
Shawnee Community College

Person Completing 2019 Survey
Name: Tammy Capps
Email: tammyc@shawneecc.edu
Phone: (618) 634-3280

Coordinator of Veterans and Military Personnel Student
Services:
Name: Tammy Capps
Email: tammyc@shawneecc.edu
Phone: (618) 634-3280

| | 2019 Actual Expenditures | | | | | | | | |
|---|--------------------------|------------|-----------------|----------------|------------|-----------------|----------------|------------------|------------------|
| | Veterans Coordinator | | | Other Services | | | Total | | |
| | Staff Years | Dollars | | Staff Years | Dollars | | Staff Years | Dollars | |
| | | State | Other | | State | Other | | State | Other |
| Academic Counseling | 0.00 | \$0 | \$0 | 0.35 | \$0 | \$17,500 | 0.35 | \$0 | \$17,500 |
| Academic Support/Tutoring | 0.00 | 0 | 0 | 0.25 | 0 | 7,000 | 0.25 | 0 | 7,000 |
| Campus Social Events | 0.10 | 0 | 6,000 | 0.05 | 0 | 1,750 | 0.15 | 0 | 7,750 |
| Career Services | 0.00 | 0 | 0 | 0.05 | 0 | 2,250 | 0.05 | 0 | 2,250 |
| Counseling | 0.25 | 0 | 15,000 | 0.02 | 0 | 1,000 | 0.27 | 0 | 16,000 |
| Disability Services | 0.05 | 0 | 3,000 | 0.05 | 0 | 1,750 | 0.10 | 0 | 4,750 |
| Employment Assistance | 0.00 | 0 | 0 | 0.00 | 0 | 0 | 0.00 | 0 | 0 |
| Financial Aid Assistance Counseling | 0.20 | 0 | 12,000 | 0.25 | 0 | 7,000 | 0.45 | 0 | 19,000 |
| Health Services | 0.00 | 0 | 0 | 0.01 | 0 | 350 | 0.01 | 0 | 350 |
| Mentoring | 0.20 | 0 | 12,000 | 0.05 | 0 | 1,750 | 0.25 | 0 | 13,750 |
| Orientation | 0.05 | 0 | 3,000 | 0.01 | 0 | 350 | 0.06 | 0 | 3,350 |
| Tuition Assistance Counseling | 0.00 | 0 | 0 | 0.00 | 0 | 0 | 0.00 | 0 | 0 |
| Transition Assistance | 0.05 | 0 | 3,000 | 0.01 | 0 | 350 | 0.06 | 0 | 3,350 |
| Veterans Coordinator – Support Staff | 0.00 | 0 | 0 | 0.02 | 0 | 700 | 0.02 | 0 | 700 |
| Veteran Student Lounge or Designate Gathering Space | 0.10 | 0 | 6,000 | 0.15 | 0 | 6,000 | 0.25 | 0 | 12,000 |
| Total | 1.00 | \$0 | \$60,000 | 1.27 | \$0 | \$47,750 | 2.27 | \$0 | \$107,750 |
| | | | | | | | | All Funds | \$107,750 |

Higher Education Veterans Service Act
Fiscal Impact Survey for Fiscal Year 2019
South Suburban Coll. of Cook Co.

Person Completing 2019 Survey
Name: Cathy Davis
Email: cdavis@ssc.edu
Phone: (708) 596-2000 x2284

Coordinator of Veterans and Military Personnel Student Services:
Name: Devon Powell
Email: dpowell@ssc.edu
Phone: (708) 596-2000 ext.5841

| | 2019 Actual Expenditures | | | | | | | | |
|---|--------------------------|------------|------------|----------------|------------|------------|------------------|------------|------------|
| | Veterans Coordinator | | | Other Services | | | Total | | |
| | Staff Years | Dollars | | Staff Years | Dollars | | Staff Years | Dollars | |
| | | State | Other | | State | Other | | State | Other |
| Academic Counseling | 0.25 | \$0 | \$0 | 0.25 | \$0 | \$0 | 0.50 | \$0 | \$0 |
| Academic Support/Tutoring | 0.00 | 0 | 0 | 0.00 | 0 | 0 | 0.00 | 0 | 0 |
| Campus Social Events | 0.00 | 0 | 0 | 0.00 | 0 | 0 | 0.00 | 0 | 0 |
| Career Services | 0.00 | 0 | 0 | 0.00 | 0 | 0 | 0.00 | 0 | 0 |
| Counseling | 0.00 | 0 | 0 | 0.00 | 0 | 0 | 0.00 | 0 | 0 |
| Disability Services | 0.25 | 0 | 0 | 0.25 | 0 | 0 | 0.50 | 0 | 0 |
| Employment Assistance | 0.00 | 0 | 0 | 0.00 | 0 | 0 | 0.00 | 0 | 0 |
| Financial Aid Assistance Counseling | 1.00 | 0 | 0 | 1.00 | 0 | 0 | 2.00 | 0 | 0 |
| Health Services | 0.00 | 0 | 0 | 0.00 | 0 | 0 | 0.00 | 0 | 0 |
| Mentoring | 0.00 | 0 | 0 | 0.00 | 0 | 0 | 0.00 | 0 | 0 |
| Orientation | 0.00 | 0 | 0 | 0.00 | 0 | 0 | 0.00 | 0 | 0 |
| Tuition Assistance Counseling | 0.00 | 0 | 0 | 0.00 | 0 | 0 | 0.00 | 0 | 0 |
| Transition Assistance | 0.00 | 0 | 0 | 0.00 | 0 | 0 | 0.00 | 0 | 0 |
| Veterans Coordinator – Support Staff | 0.00 | 0 | 0 | 1.00 | 0 | 0 | 1.00 | 0 | 0 |
| Veteran Student Lounge or Designate Gathering Space | 0.25 | 0 | 0 | 0.25 | 0 | 0 | 0.50 | 0 | 0 |
| Total | 1.75 | \$0 | \$0 | 2.75 | \$0 | \$0 | 4.50 | \$0 | \$0 |
| | | | | | | | All Funds | \$0 | |

Higher Education Veterans Service Act
Fiscal Impact Survey for Fiscal Year 2019
Southeastern Illinois College

Person Completing 2019 Survey
Name: Lisa Hite
Email: lisa.hite@sic.edu
Phone: (618) 252-5400

Coordinator of Veterans and Military Personnel Student Services:
Name: Kyla Burford
Email: kyla.burford@sic.edu
Phone: (618) 252-5400 x2440

| | 2019 Actual Expenditures | | | | | | | | |
|---|--------------------------|----------------|----------------|----------------|----------------|----------------|-------------|------------------|-----------------|
| | Veterans Coordinator | | | Other Services | | | Total | | |
| | Staff Years | Dollars | | Staff Years | Dollars | | Staff Years | Dollars | |
| | | State | Other | | State | Other | | State | Other |
| Academic Counseling | 0.09 | \$2,486 | \$2,486 | 0.09 | \$2,737 | \$2,737 | 0.18 | \$5,223 | \$5,223 |
| Academic Support/Tutoring | 0.00 | 0 | 0 | 0.00 | 0 | 0 | 0.00 | 0 | 0 |
| Campus Social Events | 0.02 | 552 | 552 | 0.00 | 0 | 0 | 0.02 | 552 | 552 |
| Career Services | 0.00 | 0 | 0 | 0.05 | 1,521 | 1,521 | 0.05 | 1,521 | 1,521 |
| Counseling | 0.00 | 0 | 0 | 0.00 | 0 | 0 | 0.00 | 0 | 0 |
| Disability Services | 0.00 | 0 | 0 | 0.03 | 912 | 912 | 0.03 | 912 | 912 |
| Employment Assistance | 0.00 | 0 | 0 | 0.00 | 0 | 0 | 0.00 | 0 | 0 |
| Financial Aid Assistance Counseling | 0.08 | 2,210 | 2,210 | 0.00 | 0 | 0 | 0.08 | 2,210 | 2,210 |
| Health Services | 0.00 | 0 | 0 | 0.00 | 0 | 0 | 0.00 | 0 | 0 |
| Mentoring | 0.00 | 0 | 0 | 0.00 | 0 | 0 | 0.00 | 0 | 0 |
| Orientation | 0.00 | 0 | 0 | 0.00 | 0 | 0 | 0.00 | 0 | 0 |
| Tuition Assistance Counseling | 0.00 | 0 | 0 | 0.00 | 0 | 0 | 0.00 | 0 | 0 |
| Transition Assistance | 0.00 | 0 | 0 | 0.00 | 0 | 0 | 0.00 | 0 | 0 |
| Veterans Coordinator – Support Staff | 0.00 | 0 | 0 | 0.00 | 0 | 0 | 0.00 | 0 | 0 |
| Veteran Student Lounge or Designate Gathering Space | 0.00 | 0 | 0 | 0.00 | 0 | 0 | 0.00 | 0 | 0 |
| Total | 0.19 | \$5,248 | \$5,248 | 0.17 | \$5,170 | \$5,170 | 0.36 | \$10,418 | \$10,418 |
| | | | | | | | | All Funds | \$20,836 |

Higher Education Veterans Service Act
Fiscal Impact Survey for Fiscal Year 2019
Southwestern Illinois College

Person Completing 2019 Survey
Name: Jessica Evans
Email: jessica.evans@swic.edu
Phone: (618) 222-5342

Coordinator of Veterans and Military Personnel Student
Services:
Name: Myki Rhodes
Email: myki.rhodes@swic.edu
Phone: (618) 222-5299

| | 2019 Actual Expenditures | | | | | | | | |
|---|--------------------------|-----------------|------------|----------------|------------------|-----------------|----------------|------------------|------------------|
| | Veterans Coordinator | | | Other Services | | | Total | | |
| | Staff Years | Dollars | | Staff Years | Dollars | | Staff Years | Dollars | |
| | | State | Other | | State | Other | | State | Other |
| Academic Counseling | 0.25 | \$8,438 | \$0 | 1.50 | \$60,000 | \$0 | 1.75 | \$68,438 | \$0 |
| Academic Support/Tutoring | 0.00 | 0 | 0 | 0.75 | 0 | 0 | 0.75 | 0 | 0 |
| Campus Social Events | 0.00 | 0 | 0 | 1.00 | 1,500 | 5,625 | 1.00 | 1,500 | 5,625 |
| Career Services | 0.00 | 0 | 0 | 0.25 | 10,500 | 17,375 | 0.25 | 10,500 | 17,375 |
| Counseling | 0.00 | 0 | 0 | 0.50 | 0 | 25,000 | 0.50 | 0 | 25,000 |
| Disability Services | 0.00 | 0 | 0 | 0.15 | 0 | 0 | 0.15 | 0 | 0 |
| Employment Assistance | 0.25 | 8,438 | 0 | 0.15 | 0 | 0 | 0.40 | 8,438 | 0 |
| Financial Aid Assistance Counseling | 0.25 | 8,438 | 0 | 0.50 | 0 | 0 | 0.75 | 8,438 | 0 |
| Health Services | 0.00 | 0 | 0 | 0.00 | 0 | 0 | 0.00 | 0 | 0 |
| Mentoring | 0.00 | 0 | 0 | 0.00 | 0 | 0 | 0.00 | 0 | 0 |
| Orientation | 0.00 | 0 | 0 | 0.00 | 0 | 0 | 0.00 | 0 | 0 |
| Tuition Assistance Counseling | 0.25 | 8,438 | 0 | 1.50 | 0 | 0 | 1.75 | 8,438 | 0 |
| Transition Assistance | 0.00 | 0 | 0 | 0.20 | 0 | 0 | 0.20 | 0 | 0 |
| Veterans Coordinator – Support Staff | 0.00 | 0 | 0 | 2.50 | 112,320 | 0 | 2.50 | 112,320 | 0 |
| Veteran Student Lounge or Designate Gathering Space | 0.00 | 0 | 0 | 0.00 | 0 | 0 | 0.00 | 0 | 0 |
| VA Work Study | 0.00 | 0 | 0 | 1.00 | 5,536 | 0 | 1.00 | 5,536 | 0 |
| Total | 1.00 | \$33,752 | \$0 | 10.00 | \$189,856 | \$48,000 | 11.00 | \$223,608 | \$48,000 |
| | | | | | | | | All Funds | \$271,608 |

Higher Education Veterans Service Act
Fiscal Impact Survey for Fiscal Year 2019
Spoon River College

Person Completing 2019 Survey
Name: Salinda Branson
Email: jo.branson@src.edu
Phone: (309) 649-6217

Coordinator of Veterans and Military Personnel Student Services:
Name: Rick Duvendack
Email: rick.duvendack@src.edu
Phone: (309) 649-6266 x7

| | 2019 Actual Expenditures | | | | | | | | |
|---|--------------------------|------------|------------|----------------|------------|-----------------|-------------|------------------|-----------------|
| | Veterans Coordinator | | | Other Services | | | Total | | |
| | Staff Years | Dollars | | Staff Years | Dollars | | Staff Years | Dollars | |
| | | State | Other | | State | Other | | State | Other |
| Academic Counseling | 0.00 | \$0 | \$0 | 0.15 | \$0 | \$32,393 | 0.15 | \$0 | \$32,393 |
| Academic Support/Tutoring | 0.00 | 0 | 0 | 0.10 | 0 | 7,431 | 0.10 | 0 | 7,431 |
| Campus Social Events | 0.00 | 0 | 0 | 0.05 | 0 | 300 | 0.05 | 0 | 300 |
| Career Services | 0.00 | 0 | 0 | 0.05 | 0 | 4,458 | 0.05 | 0 | 4,458 |
| Counseling | 0.00 | 0 | 0 | 0.00 | 0 | 0 | 0.00 | 0 | 0 |
| Disability Services | 0.00 | 0 | 0 | 0.05 | 0 | 2,337 | 0.05 | 0 | 2,337 |
| Employment Assistance | 0.00 | 0 | 0 | 0.10 | 0 | 8,915 | 0.10 | 0 | 8,915 |
| Financial Aid Assistance Counseling | 0.00 | 0 | 0 | 0.25 | 0 | 12,066 | 0.25 | 0 | 12,066 |
| Health Services | 0.00 | 0 | 0 | 0.00 | 0 | 0 | 0.00 | 0 | 0 |
| Mentoring | 0.00 | 0 | 0 | 0.00 | 0 | 0 | 0.00 | 0 | 0 |
| Orientation | 0.00 | 0 | 0 | 0.10 | 0 | 216 | 0.10 | 0 | 216 |
| Tuition Assistance Counseling | 0.00 | 0 | 0 | 0.05 | 0 | 1,331 | 0.05 | 0 | 1,331 |
| Transition Assistance | 0.00 | 0 | 0 | 0.05 | 0 | 1,331 | 0.05 | 0 | 1,331 |
| Veterans Coordinator – Support Staff | 0.00 | 0 | 0 | 0.50 | 0 | 16,454 | 0.50 | 0 | 16,454 |
| Veteran Student Lounge or Designate Gathering Space | 0.00 | 0 | 0 | 0.00 | 0 | 0 | 0.00 | 0 | 0 |
| Total | 0.00 | \$0 | \$0 | 1.45 | \$0 | \$87,232 | 1.45 | \$0 | \$87,232 |
| | | | | | | | | All Funds | \$87,232 |

Higher Education Veterans Service Act
Fiscal Impact Survey for Fiscal Year 2019
Triton College

Person Completing 2019 Survey
Name: Ken Smith
Email: kensmith@triton.edu
Phone: (708) 456-0300 x3485

Coordinator of Veterans and Military Personnel Student Services:
Name: Toni Johnson
Email: tonijohnson@triton.edu
Phone: (708) 456-0300 x3731

| | 2019 Actual Expenditures | | | | | | | | |
|---|--------------------------|------------|------------|----------------|------------|------------|-------------|------------------|------------|
| | Veterans Coordinator | | | Other Services | | | Total | | |
| | Staff Years | Dollars | | Staff Years | Dollars | | Staff Years | Dollars | |
| | | State | Other | | State | Other | | State | Other |
| Academic Counseling | 0.00 | \$0 | \$0 | 0.00 | \$0 | \$0 | 0.00 | \$0 | \$0 |
| Academic Support/Tutoring | 0.00 | 0 | 0 | 0.00 | 0 | 0 | 0.00 | 0 | 0 |
| Campus Social Events | 0.00 | 0 | 0 | 0.00 | 0 | 0 | 0.00 | 0 | 0 |
| Career Services | 0.00 | 0 | 0 | 0.00 | 0 | 0 | 0.00 | 0 | 0 |
| Counseling | 0.00 | 0 | 0 | 0.00 | 0 | 0 | 0.00 | 0 | 0 |
| Disability Services | 0.00 | 0 | 0 | 0.00 | 0 | 0 | 0.00 | 0 | 0 |
| Employment Assistance | 0.00 | 0 | 0 | 0.00 | 0 | 0 | 0.00 | 0 | 0 |
| Financial Aid Assistance Counseling | 0.00 | 0 | 0 | 0.00 | 0 | 0 | 0.00 | 0 | 0 |
| Health Services | 0.00 | 0 | 0 | 0.00 | 0 | 0 | 0.00 | 0 | 0 |
| Mentoring | 0.00 | 0 | 0 | 0.00 | 0 | 0 | 0.00 | 0 | 0 |
| Orientation | 0.00 | 0 | 0 | 0.00 | 0 | 0 | 0.00 | 0 | 0 |
| Tuition Assistance Counseling | 0.00 | 0 | 0 | 0.00 | 0 | 0 | 0.00 | 0 | 0 |
| Transition Assistance | 0.00 | 0 | 0 | 0.00 | 0 | 0 | 0.00 | 0 | 0 |
| Veterans Coordinator – Support Staff | 0.00 | 0 | 0 | 0.00 | 0 | 0 | 0.00 | 0 | 0 |
| Veteran Student Lounge or Designate Gathering Space | 0.00 | 0 | 0 | 0.00 | 0 | 0 | 0.00 | 0 | 0 |
| Total | 0.00 | \$0 | \$0 | 0.00 | \$0 | \$0 | 0.00 | \$0 | \$0 |
| | | | | | | | | All Funds | \$0 |

Higher Education Veterans Service Act
Fiscal Impact Survey for Fiscal Year 2019
Waubonsee Community College

Person Completing 2019 Survey
Name: Heather Watson
Email: hwatson@waubonsee.edu
Phone: (630) 466-2361 x2091

Coordinator of Veterans and Military Personnel Student
Services:
Name: Heather Watson
Email: hwatson@waubonsee.edu
Phone: (630) 466-2361 x2091

| | 2019 Actual Expenditures | | | | | | | | |
|---|--------------------------|-----------------|------------|----------------|-----------------|-----------------|----------------|------------------|------------------|
| | Veterans Coordinator | | | Other Services | | | Total | | |
| | Staff Years | Dollars | | Staff Years | Dollars | | Staff Years | Dollars | |
| | | State | Other | | State | Other | | State | Other |
| Academic Counseling | 1.00 | \$71,989 | \$0 | 0.00 | \$0 | \$0 | 1.00 | \$71,989 | \$0 |
| Academic Support/Tutoring | 0.00 | 0 | 0 | 0.00 | 0 | 0 | 0.00 | 0 | 0 |
| Campus Social Events | 0.05 | 200 | 0 | 0.05 | 1,000 | 0 | 0.10 | 1,200 | 0 |
| Career Services | 0.00 | 0 | 0 | 0.00 | 0 | 0 | 0.00 | 0 | 0 |
| Counseling | 0.00 | 0 | 0 | 0.00 | 0 | 0 | 0.00 | 0 | 0 |
| Disability Services | 0.00 | 0 | 0 | 0.00 | 0 | 0 | 0.00 | 0 | 0 |
| Employment Assistance | 0.00 | 0 | 0 | 0.00 | 0 | 0 | 0.00 | 0 | 0 |
| Financial Aid Assistance Counseling | 0.00 | 0 | 0 | 1.25 | 73,223 | 0 | 1.25 | 73,223 | 0 |
| Health Services | 0.00 | 0 | 0 | 0.00 | 0 | 0 | 0.00 | 0 | 0 |
| Mentoring | 0.00 | 0 | 0 | 0.00 | 0 | 0 | 0.00 | 0 | 0 |
| Orientation | 0.00 | 0 | 0 | 0.00 | 0 | 0 | 0.00 | 0 | 0 |
| Tuition Assistance Counseling | 0.00 | 0 | 0 | 0.00 | 0 | 0 | 0.00 | 0 | 0 |
| Transition Assistance | 0.00 | 0 | 0 | 0.00 | 0 | 0 | 0.00 | 0 | 0 |
| Veterans Coordinator – Support Staff | 0.00 | 0 | 0 | 0.00 | 0 | 0 | 0.00 | 0 | 0 |
| Veteran Student Lounge or Designate Gathering Space | 0.00 | 0 | 0 | 0.00 | 0 | 0 | 0.00 | 0 | 0 |
| Personal Development | 0.00 | 0 | 0 | 2.25 | 5,000 | 0 | 2.25 | 5,000 | 0 |
| Promotional Materials | 0.00 | 0 | 0 | 0.01 | 200 | 0 | 0.01 | 200 | 0 |
| VA Federal Work Study | 0.00 | 0 | 0 | 1.00 | 0 | 17,000 | 1.00 | 0 | 17,000 |
| Total | 1.05 | \$72,189 | \$0 | 4.56 | \$79,423 | \$17,000 | 5.61 | \$151,612 | \$17,000 |
| | | | | | | | | All Funds | \$168,612 |

Appendix C

Fiscal Impact Survey, Fiscal Year 2017 (Actuals)

7/26/2017

IBHE - Higher Education Veterans Service Act



ILLINOIS
BOARD OF
HIGHER
EDUCATION



Higher Education Veterans Service Act (P.A. 096-0133)
Fiscal Impact Survey
Fiscal Year 2017 (Actuals)

[[Survey Instructions](#)]

Online Instructions

Please complete all required fields below. You do not need to enter all information at one time. You may log in and log out until midnight on the due date, September 1, 2017. Be sure to scroll down to the bottom of the page to save or submit your information.

Institutional Contact Information (Last Updated: 7/26/2017 9:13:00 AM)

Person Completing Survey

Institution

Name

Email Address

Phone

Password

Coordinator of Veterans and Military Personnel Student Services

Name

Email Address

Phone

Number of Enrolled Veterans

Number of Enrolled Veterans

Survey Part 1: Coordinator of Veterans and Military Personnel Student Services (Per Public Act 96-133)

Note: Only include data which is a direct result of Public Act 96-133

| | Staff Years** (Accepted up to 2 decimal, no comma please. For example: 12.25) | FY2017 Expenditures (Round up to the nearest dollar; no currency sign or comma. For example: 150000) | | |
|--|---|---|--------|----------------|
| | | State | Other | |
| | | Dollar | Dollar | Specify Source |
| Academic Counseling | 0 | 0 | 0 | |
| Academic Support/Tutoring | 0 | 0 | 0 | |
| Campus Social Events | 0 | 0 | 0 | |
| Career Services | 0 | 0 | 0 | |
| Counseling | 0 | 0 | 0 | |
| Disability Services | 0 | 0 | 0 | |
| Employment Assistance | 0 | 0 | 0 | |
| Financial Aid Assistance Counseling | 0 | 0 | 0 | |
| Health Services | 0 | 0 | 0 | |
| Mentoring | 0 | 0 | 0 | |
| Orientation | 0 | 0 | 0 | |
| Tuition Assistance Counseling | 0 | 0 | 0 | |
| Transition Assistance | 0 | 0 | 0 | |
| Veteran Student Lounge or Designate Gathering Space | 0 | 0 | 0 | |
| Other (Please Specify) | 0 | 0 | 0 | |
| | 0 | 0 | 0 | |
| | 0 | 0 | 0 | |
| | 0 | 0 | 0 | |

7/26/2017

IBHE - Higher Education Veterans Service Act

| | | | |
|-------|---|---|---|
| | 0 | 0 | 0 |
| | 0 | 0 | 0 |
| | 0 | 0 | 0 |
| Total | 0 | 0 | 0 |

Additional Comments:

** A staff year is a measure of staff effort over a 12-month period. For professional personnel (excluding those holding faculty appointments), civil service staff, and student employees, a staff year is defined as a person in a full-time position working for one year, including vacation. Part-time positions or those that are of less than a year's duration should be counted as the appropriated portion of a staff year. For example, if the normal work week is 40 hours, a position requiring 20 hours work per week would be 0.5 staff years; a position requiring 40 hours per week for nine months would be 0.75 staff years. The institution definition of normal work week should be used for staff year calculations.

[Go to Survey Part 2](#)

[SAVE](#) [LOGOUT](#) [SUBMIT](#)

Page 30 of 37

Print | Refresh | Home | All Staff | All Employees

7/28/2017

IBHE - Higher Education Veterans Service Act



ILLINOIS
BOARD OF
HIGHER
EDUCATION



Higher Education Veterans Service Act (P.A. 096-0133)
Fiscal Impact Survey
Fiscal Year 2017 (Actuals)

Survey Part 2: Services specifically provided to veterans, but not directly related to Public Act 96-133
Note: Do not include data which was reported in Section 1

| | Staff Years** (Accepted up to 2 decimal, no comma please. For example: 12.25) | FY2017 Expenditures (Round up to the nearest dollar; no currency sign or comma. For example: 150000) | | |
|---|--|--|----------|-------------------------|
| | | State Dollar | Dollar | Other Specify Source |
| Academic Counseling | 111 | 0 | 0 | |
| Academic Support/Tutoring | 111 | 0 | 0 | |
| Campus Social Events | 111 | 0 | 0 | |
| Career Services | 111 | 0 | 0 | |
| Counseling | 0 | 0 | 0 | |
| Disability Services | 0 | 0 | 0 | |
| Employment Assistance | 0 | 0 | 0 | |
| Financial Aid Assistance Counseling | 0 | 0 | 0 | |
| Health Services | 0 | 0 | 0 | |
| Mentoring | 0 | 0 | 0 | |
| Orientation | 0 | 0 | 0 | |
| Tuition Assistance Counseling | 0 | 0 | 0 | |
| Transition Assistance | 0 | 0 | 0 | |
| Veterans Coordinator - Support Staff | 0 | 0 | 0 | |
| Veteran Student Lounge or Designate Gathering Space | 0 | 0 | 0 | |
| Other (Please Specify) | 0 | 0 | 0 | |
| | 0 | 0 | 0 | |
| | 0 | 0 | 0 | |
| | 0 | 0 | 0 | |
| | 0 | 0 | 0 | |
| | 0 | 0 | 0 | |
| | 0 | 0 | 0 | |
| Total | 444 | 0 | 0 | |

Additional Comments:
Testing 456

** A staff year is a measure of staff effort over a 12-month period. For professional personnel (excluding those holding faculty appointments), civil service staff, and student employees, a staff year is defined as a person in a full-time position working for one year, including vacation. Part-time positions or those that are of less than a year's duration should be counted as the appropriated portion of a staff year. For example, if the normal work week is 40 hours, a position requiring 20 hours work per week would be 0.5 staff years; a position requiring 40 hours per week for nine months would be 0.75 staff years. The institution definition of normal work week should be used for staff year calculations.

[Back to Survey Part 1](#) [SAVE](#)

Appendix D

Higher Education Veterans Act (110 ILCS 49)

HIGHER EDUCATION
(110 ILCS 49/) Higher Education Veterans Service Act.

(110 ILCS 49/1)

Sec. 1. Short title. This Act may be cited as the Higher Education Veterans Service Act.

(Source: P.A. 96-133, eff. 8-7-09.)

(110 ILCS 49/5)

Sec. 5. Definitions. For purposes of this Act:

"Task Force" means the Task Force on Service Member and Veterans Education.

"Public colleges and universities" means public community colleges subject to the Public Community College Act, the University of Illinois, Southern Illinois University, Chicago State University, Eastern Illinois University, Governors State University, Illinois State University, Northeastern Illinois University, Northern Illinois University, and Western Illinois University.

(Source: P.A. 96-133, eff. 8-7-09.)

(110 ILCS 49/10)

Sec. 10. Findings.

(a) Pursuant to Public Act 95-736, the General Assembly created the Task Force on Service Member and Veterans Education to examine the manner in which public colleges and universities in the State of Illinois provided education to servicemen and servicewomen as well as veterans of the armed forces of the United States.

The Task Force conducted hearings and filed its findings with the General Assembly on September 16, 2008. Its report urges the General Assembly to recognize the sacrifice of American servicemen and women, and, in a small way, repay them by chartering a concerted effort by State government, in cooperation with our public institutions of higher learning, to make its best efforts to take positive, quantifiable steps to providing a superior learning environment for student veterans and service members. The Task Force reviewed the unique needs of veterans and military personnel, combined with the large number of active duty personnel and military veterans seeking higher education since the onset of the Global War on Terrorism. The Task Force found that public universities and community colleges in this State have varying levels of assistance available for

active duty service personnel and veterans.

(b) The Task Force has reported that veterans and active duty personnel have difficulty in finding and receiving various State and federal education-related benefits and services that they may be eligible to receive, such as educational loans, scholarships, grants, local employment opportunities, access to medical care, a social network for support of student veterans, and groups to help with the transition to becoming a civilian after service in an active duty unit, because such programs are administered by different arms of the government.

(c) The Task Force found that the various public colleges and universities in this State have a wide array of programs and services available to veterans and active duty service personnel, ranging from online educational opportunities, admission and academic counseling, medical services, and family housing information.

(d) The Task Force also found that certain other higher education institutions across the United States have adopted programs and services that seek to better promote and coordinate the assistance that is available for veterans and active duty personnel.

(Source: P.A. 96-133, eff. 8-7-09.)

(110 ILCS 49/15)

Sec. 15. Survey; coordinator; best practices report; best efforts.

(a) All public colleges and universities shall, within 60 days after the effective date of this Act, conduct a survey of the services and programs that are provided for veterans, active duty military personnel, and their families, at each of their respective campuses. This survey shall enumerate and fully describe the service or program that is available, the number of veterans or active duty personnel using the service or program, an estimated range for potential use within a 5-year and 10-year period, information on the location of the service or program, and how its administrators may be contacted. The survey shall indicate the manner or manners in which a student veteran may avail himself or herself of the program's services. This survey must be made available to all veterans matriculating at the college or university in the form of an orientation-related guidebook.

Each public college and university shall make

the survey available on the homepage of all campus Internet links as soon as practical after the completion of the survey. As soon as possible after the completion of the survey, each public college and university shall provide a copy of its survey to the following:

- (1) the Board of Higher Education;
 - (2) the Department of Veterans' Affairs;
 - (3) the President and Minority Leader of the Senate
- and the Speaker and Minority Leader of the House of Representatives; and
- (4) the Governor.

(b) Each public college and university shall, at its discretion, (i) appoint, within 6 months after the effective date of this Act, an existing employee or (ii) hire a new employee to serve as a Coordinator of Veterans and Military Personnel Student Services on each campus of the college or university that has an onsite, daily, full-time student headcount above 1,000 students.

The Coordinator of Veterans and Military Personnel Student Services shall be an ombudsperson serving the specific needs of student veterans and military personnel and their families and shall serve as an advocate before the administration of the college or university for the needs of student veterans. The college or university shall enable the Coordinator of Veterans and Military Personnel Student Services to communicate directly with the senior executive administration of the college or university periodically. The college or university shall retain unfettered discretion to determine the organizational management structure of its institution.

In addition to any responsibilities the college or

university may assign, the Coordinator of Veterans and Military Personnel Student Services shall make its best efforts to create a centralized source for student veterans and military personnel to learn how to receive all benefit programs and services for which they are eligible.

Each college and university campus that is required to

have a Coordinator of Veterans and Military Personnel Student Services shall regularly and conspicuously advertise the office location, phone number, and Internet access to the Coordinator of Veterans and Military Personnel Student Services, along with a brief summary of the manner in which he or she can assist student veterans. The advertisement shall include, but is not necessarily limited to, the following:

(1) advertisements on each campus' Internet home page; and

(2) any promotional mailings for student application.

The Coordinator of Veterans and Military Personnel

Student Services shall facilitate other campus offices with the promotion of programs and services that are available.

(c) Upon receipt of all of the surveys under subsection

(a) of this Section, the Board of Higher Education and the Department of Veterans' Affairs shall conduct a joint review of the surveys and post, on any Internet home page they may operate, a link to each survey as posted on the Internet website for the college or university. Upon receipt of all of the surveys, the Office of the Governor, through its military affairs advisors, shall similarly conduct a review of the surveys and post the surveys on its Internet website. Following its review of the surveys, the Office of the Governor shall submit an evaluation report to each college and university offering suggestions and insight on the conduct of student veteran-related policies and programs.

(d) The Board of Higher Education and the Department of Veterans' Affairs may issue a best practices report to highlight those programs and services that are most beneficial to veterans and active duty military personnel. The report shall contain a fiscal needs assessment in conjunction with any program recommendations.

(e) Each college and university campus that is required

to have a Coordinator of Veterans and Military Personnel Student Services under subsection (b)

of this Section shall make its best efforts to create academic and social programs and services for veterans and active duty military personnel that will provide reasonable opportunities for academic performance and success.

Each public college and university shall make its best efforts to determine how its online educational curricula can be expanded or altered to serve the needs of student veterans and currently-deployed military, including a determination of whether and to what extent the public colleges and universities can share existing technologies to improve the online curricula of peer institutions, provided such efforts are both practically and economically feasible.

(Source: P.A. 96-133, eff. 8-7-09.)

(110 ILCS 49/20)

Sec. 20. Fiscal impact and reporting. Beginning on September 1 of the year following the effective date of this Act and each subsequent September 1, each college and university that is required to have a Coordinator of Veterans and Military Personnel Student Services under subsection (b) of Section 20 of this Act shall report to the Board of Higher Education on the fiscal impact of the programs and services related to the requirements of this Act.

The Board of Higher Education shall compile the information and, within 60 days after receipt of such information, issue a report reflecting the information for each institution required to report under this Section. The report must be filed with the Governor, the Governor's Office of Management and Budget, the Director of Veterans' Affairs, the Speaker of the House of Representatives, the President of the Senate, the Minority Leader of the House of Representatives, and the Minority Leader of the Senate.

(Source: P.A. 96-133, eff. 8-7-09.)

(110 ILCS 49/99)

Sec. 99. Effective date. This Act takes effect upon becoming law.

(Source: P.A. 96-133, eff. 8-7-09.)

