



ILLINOIS BOARD OF  
HIGHER EDUCATION

JB Pritzker  
**Governor**

John Atkinson  
Burr Ridge  
**Chair**

**Members**

Jennifer Delaney  
Champaign

Andrea Evans  
Chicago

Jennifer Garrison  
Vandalia

Veronica Herrero  
Chicago

Pranav Kothari  
Chicago

Kenneth Shaw  
Chicago

Garth Walker  
Chicago

Clarence Wyatt  
Monmouth

**Student Members**

Sam Majka  
Student Board Member

Magnus  
Nontraditional Student  
Board Member

**Ex Officio Representatives**

Lazaro Lopez  
Illinois Community  
College Board

Kevin Huber  
Illinois Student  
Assistance Commission

**Executive Director**  
Ginger Ostro

IBHE.org

Phone 217.782.2551  
Fax 217.782.8548  
TTY 888.261.2881

*Printed on Recycled Paper*

**ILLINOIS BOARD OF HIGHER EDUCATION**  
1 NORTH OLD STATE CAPITOL PLAZA, SUITE  
333 SPRINGFIELD, ILLINOIS 62701-1377

**TO:** The Honorable JB Pritzker, Governor  
Director Alexis Sturm, Governor's Office of Management & Budget  
Director Maj. Gen. Peter Nezamis, Illinois Dept. of Veterans' Affairs  
The Honorable Don Harmon, Senate President  
The Honorable Dan McConchie, Senate Minority Leader  
The Honorable Emanuel "Chris" Welch, Speaker of the House  
The Honorable Jim Durkin, House Minority Leader

**FROM:** Ginger Ostro, Executive Director

**RE:** Annual Report on the Fiscal Impact of the Programs and Services  
Related to the Higher Education Veterans Service Act  
(Public Act 96-0133)

**DATE:** September 18, 2023

I am pleased to submit to you the annual report on the fiscal impact of the programs and services related to the Higher Education Veterans Service Act by the Illinois Board of Higher Education, in conjunction with the Illinois Department of Veterans' Affairs, the Illinois Community College Board, and the Illinois Student Assistance Commission

Please contact Jerry Lazzara at (217) 866-1443 if you have any questions about this report.

**CC:** Major General Peter Nezamis  
Dan Wellman  
Brian Durham  
Mackenzie Montgomery  
Eric Zarnikow

# **ANNUAL REPORT ON THE FISCAL IMPACT OF THE PROGRAMS AND SERVICES RELATED TO THE HIGHER EDUCATION VETERANS SERVICE ACT**



September 2023  
Illinois Board of Higher Education

## ILLINOIS BOARD OF HIGHER EDUCATION

### **Members**

John Atkinson, Chair, Burr Ridge  
Jennifer Delaney, Champaign  
Andrea Evans, Chicago  
Jennifer Garrison, Vandalia  
Veronica Herrero, Chicago  
Pranav Kothari, Chicago  
Kenneth Shaw, Chicago  
Garth Walker, Chicago  
Clarence Wyatt, Monmouth  
Garth Walker, Student Board Member  
Magnus Noble, Nontraditional Student Board Member  
Lazaro Lopez, Ex Officio Representative, Illinois Community College Board  
Kevin Huber, Ex Officio Representative, Illinois Student Assistance Commission

### **AGENCY**

Illinois Board of Higher Education  
1 N. Old State Capitol Plaza  
Suite 333  
Springfield, Illinois 62701-1377  
217.782.2551  
TTY 888.261.2881  
FAX 217.782.8548  
[www.ibhe.org](http://www.ibhe.org)

Printed by Authority  
of the State of Illinois 9/23– 6c  
*Printed on Recycled Paper*

# ANNUAL REPORT ON THE HIGHER EDUCATION VETERANS SERVICE ACT

## Introduction

In 2008, the Illinois Task Force on Service Member and Veterans Education urged the General Assembly, “to recognize the sacrifice of American servicemen and women, and, in a small way, repay them by chartering a concerted effort by State government, in cooperation with our public institutions of higher learning, to make its best efforts to take positive, quantifiable steps to providing a superior learning environment for student veterans and service members.” (110 ILCS 49/10) The Task Force’s report was the foundation for the Higher Education Veterans Service Act (Public Act 96-133) which was approved by Governor Quinn on August 7, 2009.

Pursuant to this Act, community colleges and public universities were required to appoint a current employee or hire a new employee to serve as a Coordinator of Veterans and Military Personnel Student Services on each campus. The coordinator serves as an ombudsperson and advocate in meeting the needs of veterans, active-duty personnel, and their families. Also, best efforts are to be taken to establish a centralized source where veterans and active-duty personnel have the opportunity to become knowledgeable about the benefit programs and services applicable to them.

This report presents an analysis of the actual expenditures for the programs and services provided to veterans and active-duty personnel by the public institutions of higher education during the prior fiscal year. The data for this report was obtained from survey responses submitted by the community colleges and public universities. The reported expenditures are not exclusively a result of the requirements set forth in Public Act 96-133, but rather a combination of the costs incurred by those requirements, and the additional services that institutions are providing to their veteran populations. Additionally, the financial assistance provided by the institutions to veterans through the Illinois Veteran Grant (IVG) program is included in this report.

## Fiscal Impact to Public Institutions

Illinois community colleges and public universities reported approximately \$6.3 million in expenditures to provide services to veterans and active-duty personnel in Fiscal Year 2022. The institutions reported 98.9 staff years. The number of staff years is equivalent to the number of full-time employees.

As shown in the table below, the fiscal impact of requiring coordinators on each campus is approximately \$2.7 million and 43.7 full-time staff. The majority of total expenditures are for services that are not directly related to the Act, as institutions reported \$3.5 million in expenditures, about 56% of the grand total. Institutions identified the source of funds for each dollar expended as either state funds or other funds (“other” includes federal funds and local revenues). Approximately \$3.7 million (59% of total) is from federal and local sources, while the State contributed about \$2.6 million (41% of total).

Table 1

Total Reported Veterans Expenditures for Public Universities and Community Colleges Combined				
Expenditures	Staff Years	Fiscal Year 2022 Expenditures		
		State Funds	Other Funds	Total Funds
Higher Education Veterans Service Act (Public Act 096-0133)	43.7	\$2,211,309	\$515,967	\$2,727,276
Services Provided to Veterans, but not Directly Related to the Act	55.2	\$1,477,576	\$2,061,713	\$3,539,289
<b>Total</b>	<b>98.9</b>	<b>\$3,688,885</b>	<b>\$2,577,680</b>	<b>\$6,266,566</b>

Survey totals by institution type are provided below for the 12 public university campuses and the 48 community colleges in Illinois. In Fiscal Year 2022, of the approximately \$6.3 million spent on services for veterans and active-duty personnel, roughly \$2.2 million (35.6%) was spent by public universities, while about \$4 million (64.4%) was spent by community colleges. While community colleges accounted for the majority of the total expenditures reported, both sectors had similar proportions between expenditures spent as a result of the Veterans Service Act and those spent on other veteran services. As shown in Table 2, public universities spent approximately \$0.8 million (36%) as a result of the Veterans Service Act and \$1.4 million (64%) was spent on all other veteran services. Table 3 shows that community colleges have spent about \$1.9 million (47%) as a result of the Veterans Service Act and about \$2.1 million (53%) was spent on other veteran services.

Table 2

Total Reported Veterans Expenditures for Public Universities				
Expenditures	Staff Years	Fiscal Year 2022 Expenditures		
		State Funds	Other Funds	Total Funds
Higher Education Veterans Service Act (Public Act 096-0133)	15.7	\$705,834	\$101,148	\$806,982
Services Provided to Veterans, but not Directly Related to the Act	21.5	\$652,835	\$771,075	\$1,423,910
<b>Total</b>	<b>37.2</b>	<b>\$1,358,669</b>	<b>\$872,223</b>	<b>\$2,230,892</b>

Table 3

Total Reported Veterans Expenditures for Community Colleges				
Expenditures	Staff Years	Fiscal Year 2022 Expenditures		
		State Funds	Other Funds	Total Funds
Higher Education Veterans Service Act (Public Act 096-0133)	28.0	\$1,505,475	\$414,819	\$1,920,294
Services Provided to Veterans, but not Directly Related to the Act	33.7	\$824,741	\$1,290,638	\$2,115,379
<b>Total</b>	<b>61.7</b>	<b>\$2,330,216</b>	<b>\$1,705,457</b>	<b>\$4,035,674</b>

### Expenditure Breakdown by Service Type – Public Universities and Community Colleges

The expenditures and staff years are grouped into categories of services that are commonly provided by colleges and universities - academic, career, financial aid, GI Bill certification, health, social, and other services. For simplicity, smaller services have been grouped into these categories as such:

- **Academic:** Counseling, support, and tutoring to enhance scholarly learning
- **Career:** Counseling and assistance with career decisions and employment
- **Financial Aid:** Counseling and information on available assistance to attend college
- **GI Bill Certification:** Administration of the Post-9/11 GI Bill benefits
- **Health:** Counseling and assistance to enhance learning and mobility
- **Social:** Campus social events, mentoring, orientation, transition assistance, and veteran student lounge or designated gathering space
- **Other:** Administration, certification of veteran benefits, outreach to the community, support staff, work study assistants, and marketing

Shown below are the total staff years and expenditures by type of service for Fiscal Year 2022 for both public universities and community colleges. The category with the highest percentage of expenditures is “Social” at about \$1.5 million (23% of the total). Career services had the lowest expenditure total by a significant margin

with only \$282,640 (4.5%). Most of the full-time staff are dedicated to GI Bill certification, which makes up approximately 21% of the total.

Table 4

Total Expenditures by Type for Public Universities and Community Colleges				
Expenditure Type	Staff Years	State Funds	Other Funds	Total Funds
Academic	15.2	\$662,080	\$410,426	\$1,072,506
Career	5.2	\$182,943	\$99,697	\$282,640
Financial Aid	15.8	\$604,733	\$319,082	\$923,814
GI Bill Certification	20.9	\$870,705	\$396,150	\$1,266,854
Health	7.2	\$242,804	\$169,779	\$412,584
Social	19.5	\$790,246	\$700,758	\$1,491,003
Other	15.1	\$335,375	\$481,789	\$817,164
<b>Total</b>	<b>98.9</b>	<b>\$3,688,885</b>	<b>\$2,577,680</b>	<b>\$6,266,566</b>

Figure 1 displays the percentage of total full-time staff employed for each category in Fiscal Year 2022. Career services only employ approximately 5% of all full-time staff for services provided for veterans, and health services only account for about 8%. Aside from those small categories, staff are evenly spread with a range of 15% to 21%.

Figure 1  
Staff Years by Type for Public Universities and Community Colleges

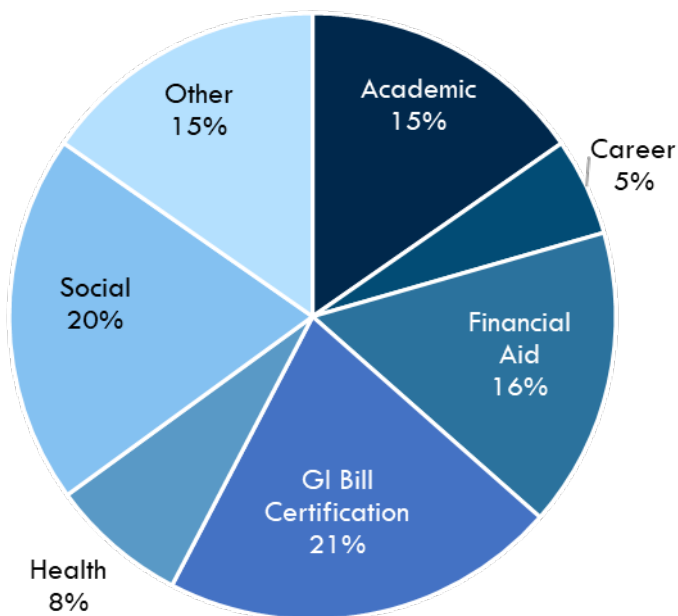


Figure 2 displays the percentage of total expenditures for each category in Fiscal Year 2022. Career services only account for 4% of all expenditures for services provided for veterans, and health services only account for about 7%. GI Bill certification and social services are the largest sources of expenditures at 20% and 24% respectively.

Figure 2  
Total Expenditures by Type for Public Universities and Community Colleges

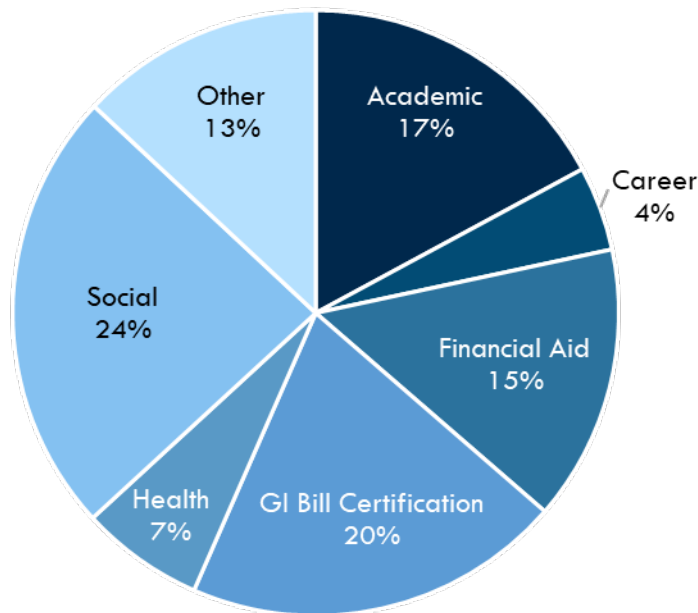
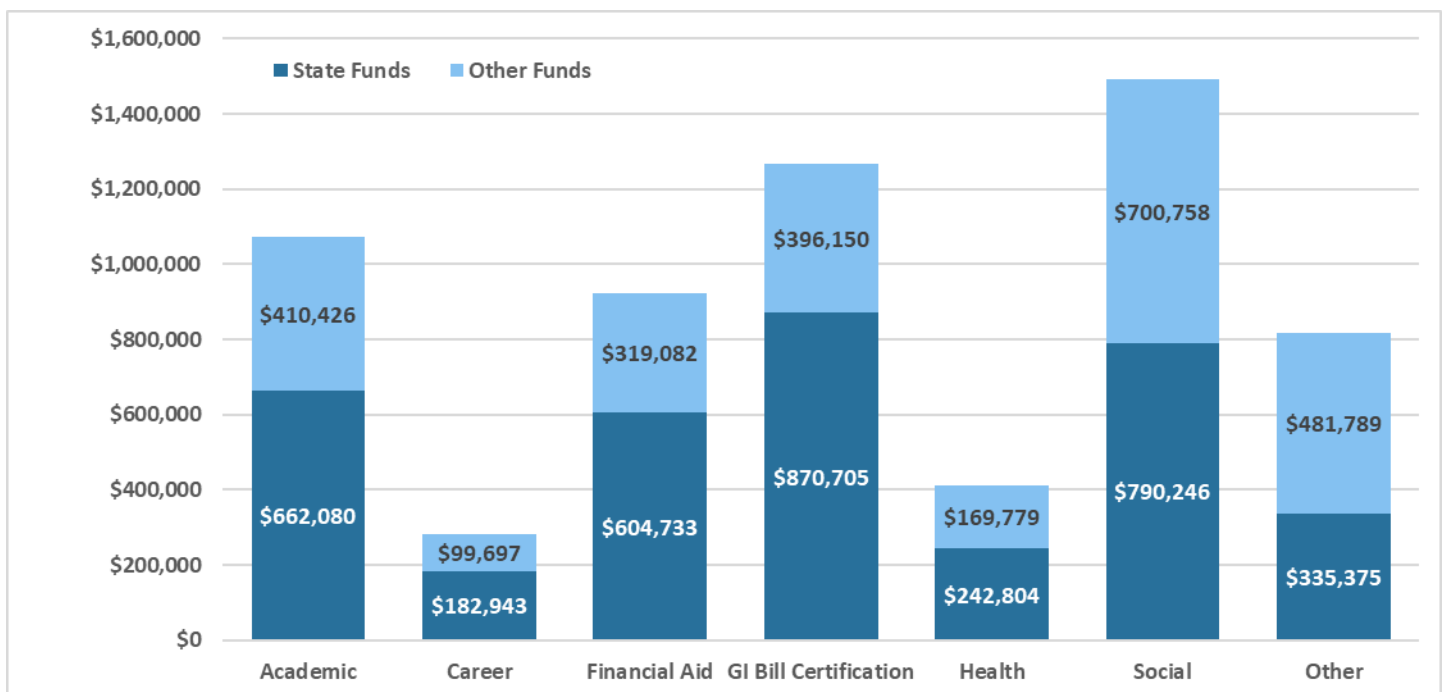


Figure 3 illustrates the distribution of expenditures by source for Fiscal Year 2022. In every category, the State provided a higher amount of funding than other sources, with the sole exception of the “other” expenditures. Once again, it is evident that the least amount of funding is dedicated to career services. While GI Bill certification accounts for the most State-funded expenditures, social service is responsible for the most overall spending.

Figure 3  
Distribution of Fund Sources of Total Expenditures by Type for Public Universities and Community Colleges



## Expenditure Breakdown by Service Type – Public Universities vs Community Colleges

This section replicates the previous one but separates the data to compare public universities to community colleges. Tables 5 and 6 show the breakdown of total expenditures for Fiscal Year 2022, by category, for public universities and community colleges separately.

Table 5

Total Expenditures by Type for Public Universities				
Expenditure Type	Staff Years	State Funds	Other Funds	Total Funds
Academic	4.4	\$177,367	\$49,664	\$227,031
Career	2.1	\$66,090	\$53,815	\$119,904
Financial Aid	7.0	\$286,473	\$28,726	\$315,200
GI Bill Certification	7.3	\$391,236	\$28,726	\$419,963
Health	2.3	\$79,815	\$80,220	\$160,035
Social	8.7	\$307,955	\$404,259	\$712,214
Other	5.5	\$49,732	\$226,813	\$276,545
<b>Total</b>	<b>37.2</b>	<b>\$1,358,669</b>	<b>\$872,223</b>	<b>\$2,230,892</b>

Table 6

Total Expenditures by Type for Community Colleges				
Expenditure Type	Staff Years	State Funds	Other Funds	Total Funds
Academic	10.7	\$484,713	\$360,762	\$845,475
Career	3.1	\$116,853	\$45,883	\$162,736
Financial Aid	8.8	\$318,259	\$290,356	\$608,615
GI Bill Certification	13.7	\$479,469	\$367,423	\$846,892
Health	5.0	\$162,989	\$89,559	\$252,549
Social	10.8	\$482,291	\$296,499	\$778,789
Other	9.7	\$285,643	\$254,975	\$540,618
<b>Total</b>	<b>61.7</b>	<b>\$2,330,216</b>	<b>\$1,705,457</b>	<b>\$4,035,674</b>

Figure 4 displays the percentage of total full-time staff employed for each category in Fiscal Year 2022. Career services only employ 5.0% of all full-time staff for public universities and 2.8% for community colleges, making it the smallest category for both. GI Bill certification and social services each account for more than 17% of full-time staff for both community colleges and public universities. The most significant difference on display here is that community colleges devote about 50% more of their staff to academic services than public universities which focus much more on financial aid and social services.



Figure 4  
Staff Years Comparison: Percentage by Service Type

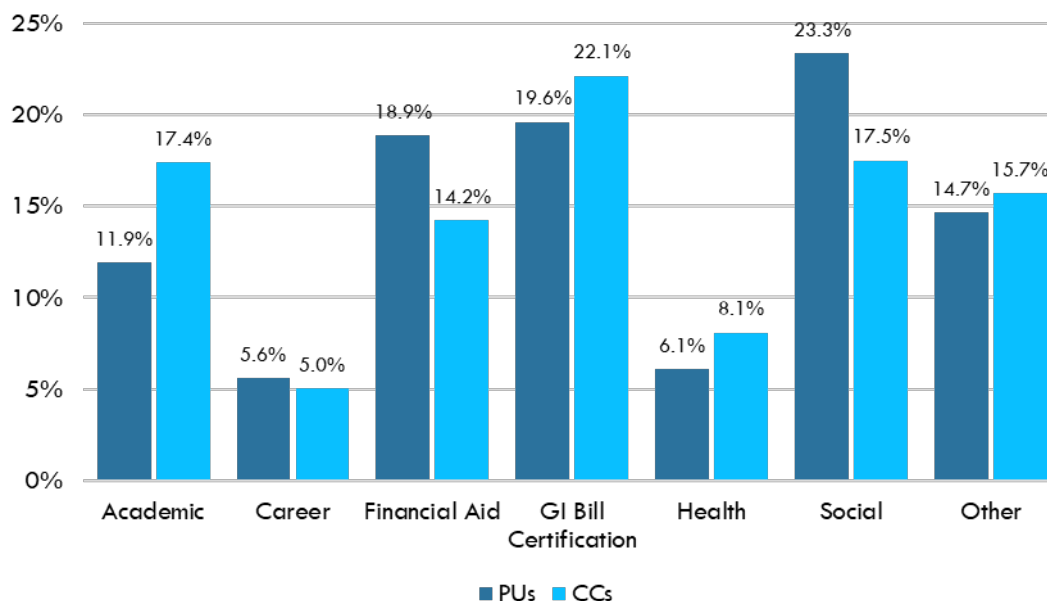


Figure 5 displays the percentage of total expenditures for each category in Fiscal Year 2022. The largest difference displayed occurs in academic services which makes up over twice as much of the total for community colleges than for public universities. Universities tend to spend more on social services than community colleges and spend the most on social services overall.

Figure 5  
Total Expenditures Comparison: Percentage by Service Type

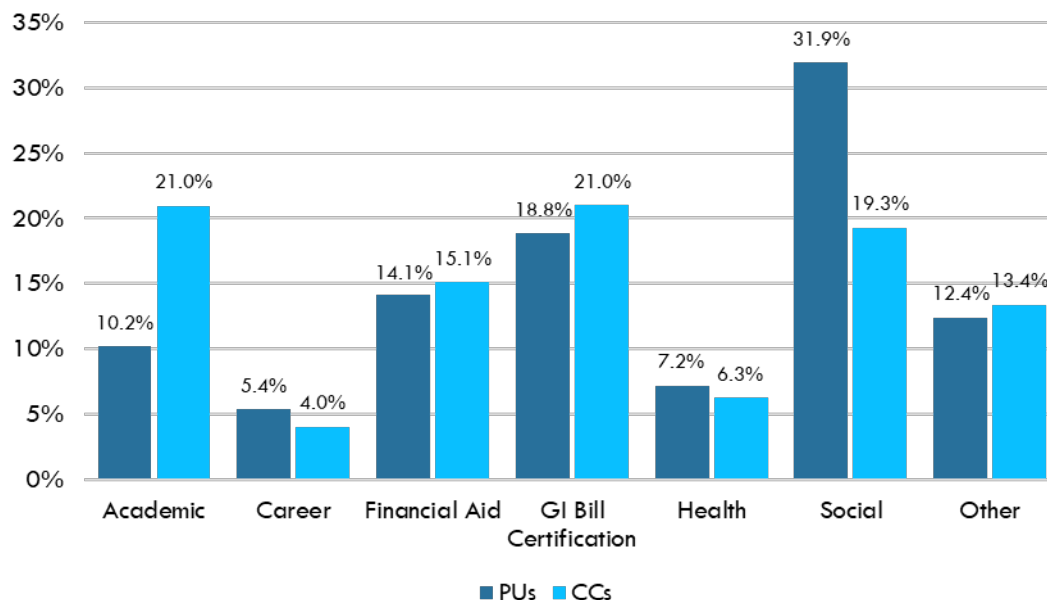
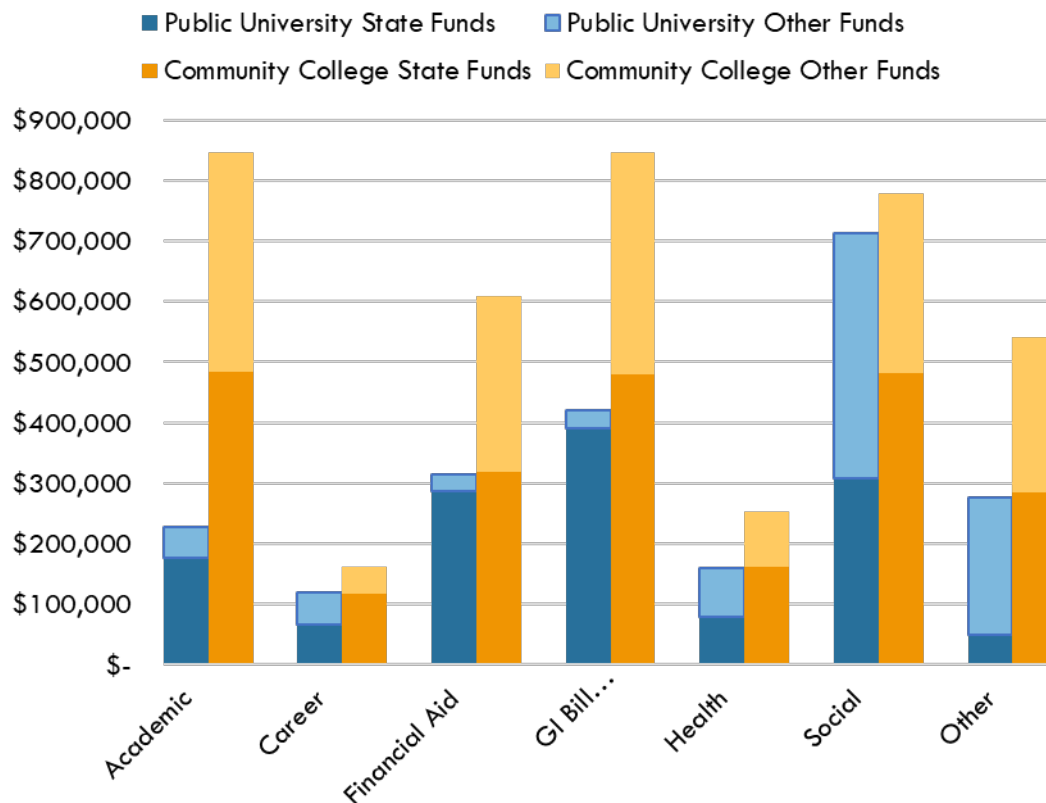


Figure 6 illustrates the distribution of expenditure funds by source for Fiscal Year 2022. Public universities rely much more on state funds in almost all categories, with financial aid and GI bill certification almost entirely funded by the State. The main exceptions are career and health services which are both close to a 50/50 split. Community colleges rely more on other funds than universities, but still spend mostly state-appropriated dollars in every category.

Figure 6  
Distribution of Fund Sources of Total Expenditures by Type



### Illinois Veteran Grant Program

The Illinois Veteran Grant program waives the tuition and fees of Illinois veterans attending public universities or community colleges for the equivalent of four years of full-time enrollment. (110 ILCS 947/40) In the past, the State reimbursed the institutions for most of the cost of the waivers through appropriations made to the Illinois Student Assistance Commission (ISAC) and the Illinois Community College Board (ICCB). However, those appropriations were reduced in fiscal years 2011 and 2012, leaving universities and community colleges to cover these costs. In Fiscal Year 2013, appropriations to ISAC were eliminated and greatly reduced to ICCB. There has been no state funding for this program since Fiscal Year 2013 for universities, leaving them with a substantially unfunded mandate. There has been some funding for community colleges, which has increased in recent years. For fiscal years 2019 through 2022 the appropriation for ICCB was \$4.26 million allowing ICCB to reimburse community colleges for most of their costs.

Since Fiscal Year 2010, the total value of claims has decreased, reducing the incurred shortfalls caused by lack of appropriation. In Fiscal Year 2022, there was \$11.6 million in waiver claims, which is a \$1.8 million decrease from 2021 and a steep \$7.1 million decrease from 2018. The number of awards distributed has a slightly larger decrease over the same span. In Fiscal Year 2022, 412 fewer veteran grants were awarded than in 2021 and almost half as many that were awarded in 2018. A major factor in the steady decline in state-funded waiver claims is the increases in Post-9/11 GI Bill benefits claimed by veterans. Those benefits are similar, but not identical to the state program, and veterans may choose whichever program better meets their needs.

Table 7

Illinois Veterans Grants Program for Public Universities and Community Colleges (FY18-FY22)			
Fiscal Year	Appropriation	Claims*	Awards Distributed
2018	\$1,328,800	\$18,708,254	4,116
2019	\$4,264,600	\$15,361,124	3,387
2020	\$4,264,600	\$15,167,322	3,173
2021	\$4,264,600	\$13,349,176	2,573
2022	\$4,264,600	\$11,557,252	2,161

Table 8

Illinois Veterans Grants Program for Public Universities (FY18-FY22)			
Fiscal Year	Appropriation	Claims*	Awards Distributed
2018	\$0	\$14,360,759	1,856
2019	\$0	\$11,819,934	1,635
2020	\$0	\$12,038,050	1,542
2021	\$0	\$11,213,189	1,460
2022	\$0	\$9,781,944	1,275

Table 9

Illinois Veterans Grants Program for Community Colleges (FY18-FY22)			
Fiscal Year	Appropriation	Claims*	Awards Distributed
2018	\$1,328,800	\$4,347,495	2,260
2019	\$4,264,600	\$3,541,190	1,752
2020	\$4,264,600	\$3,129,272	1,631
2021	\$4,264,600	\$2,135,987	1,113
2022	\$4,264,600	\$1,775,307	886

\*Includes undergraduate and graduate waivers.

Source: Illinois Student Assistance Commission

## Conclusion

Community colleges and public universities in Illinois provided \$6.3 million worth of services to veterans and active-duty military personnel in Fiscal Year 2022, while employing approximately 98.9 full-time staff. The Higher Education Veterans Act is responsible for over 43% of both staff and expenditures dedicated to veterans and military personnel. The institutions continue to strive in meeting the objectives of Public Act 96-133 by having a Coordinator of Veterans and Military Personnel Student Services on each campus, making benefit programs and services available to the veteran population, providing data on the fiscal impact of the act, and providing useful information online.

## APPENDICES

---

- Appendix A** Fiscal Year 2022 Expenditures and Staff Years by Type of Service Provided for Public Universities, Community Colleges, and Total
- Appendix B** Data Accuracy and Reporting Methodology
- Appendix C** Fiscal Impact Survey Submissions, Fiscal Year 2022
- Appendix D** Fiscal Impact Survey, Fiscal Year 2022
- Appendix E** Higher Education Veterans Act (110 ILCS 49)

**APPENDIX A – FISCAL YEAR 2022 EXPENDITURES AND STAFF YEARS BY TYPE OF SERVICE PROVIDED FOR PUBLIC UNIVERSITIES, COMMUNITY COLLEGES, AND TOTAL**

---

**Table A-1**  
***Fiscal Impact of the Programs and Services Related to the Higher Education Veterans Services Act***  
***Fiscal Year 2022 Expenditures and Staff Years, by Type of Service Provided***

		Public Universities			Community Colleges			Total		
		Staff Years*	Dollars (\$)		Staff Years*	Dollars (\$)		Staff Years*	Dollars (\$)	
			FY 2022 Expenditures			FY 2022 Expenditures			FY 2022 Expenditures	
			State	Other		State	Other		State	Other
Academic Services		0.8	\$33,375	\$4,664	2.8	\$171,961	\$70,688	3.6	\$205,336	\$75,352
	Academic Counseling	0.3	10,975	2,792	1.4	93,599	35,833	1.7	104,574	38,625
	Academic Support/Tutoring	0.5	22,400	1,872	1.5	78,362	34,855	1.9	100,762	36,727
Career Services		0.8	31,202	6,070	1.7	93,597	31,130	2.5	124,799	37,200
	Career Services	0.3	13,832	3,596	0.8	47,004	11,699	1.1	60,835	15,296
	Employment Assistance	0.4	17,370	2,473	0.9	46,593	19,431	1.4	63,963	21,904
Financial Aid Services		3.1	133,774	15,426	4.1	204,927	53,297	7.2	338,701	68,723
	Financial Aid Assistance Counseling	2.6	99,638	13,992	3.4	166,424	35,296	6.0	266,062	49,288
	Tuition Assistance Counseling	0.5	34,136	1,434	0.7	38,503	18,000	1.3	72,639	19,434
GI Bill Certification		3.8	223,735	21,093	7.9	362,170	121,424	11.7	585,905	142,518
Health Services		0.5	39,691	1,872	1.1	78,130	5,470	1.7	117,821	7,342
	Counseling	0.1	9,307	0	0.6	41,546	3,415	0.7	50,852	3,415
	Disability Services	0.2	4,292	1,872	0.3	17,577	1,830	0.4	21,869	3,702
	Health Services	0.2	26,092	0	0.2	19,008	225	0.5	45,100	225
Social Services		4.7	200,705	35,756	6.7	378,118	96,795	11.4	578,823	132,551
	Campus Social Events	1.9	55,479	12,571	1.5	85,287	14,613	3.4	140,767	27,184
	Mentoring	0.6	24,553	5,994	0.8	51,130	6,053	1.4	75,683	12,047
	Orientation	0.9	42,789	4,811	1.1	63,145	13,002	1.9	105,933	17,812
	Transition Assistance	0.8	45,131	4,718	1.3	97,791	3,495	2.1	142,922	8,213
	Veteran Student Lounge or Designate Gathering Space	0.4	32,753	7,664	2.1	80,765	59,632	2.5	113,518	67,295
Other Services		2.0	43,352	16,266	3.6	216,572	36,016	5.6	259,924	52,282
	Veterans Coordinator - Support Staff	2.0	43,352	16,266	1.4	61,363	13,621	3.4	104,715	29,888
	Other	0.0	0	0	2.2	155,209	22,394	2.2	155,209	22,394
Total		15.7	\$705,834	\$101,148	28.0	\$1,505,475	\$414,819	43.7	\$2,211,309	\$515,967

\*One staff year is equivalent to one full-time employee.

**Table A-2**  
***Fiscal Impact of the Programs and Services NOT Directly Related to the Higher Education Veterans Services Act***  
***Fiscal Year 2022 Expenditures and Staff Years, by Type of Service Provided***

		Public Universities			Community Colleges			Total		
		Staff Years*	Dollars (\$)		Staff Years*	Dollars (\$)		Staff Years*	Dollars (\$)	
			FY 2022 Expenditures			FY 2022 Expenditures			FY 2022 Expenditures	
			State	Other		State	Other		State	Other
Academic Services		3.6	\$143,993	\$45,000	7.9	\$312,752	\$290,075	11.5	\$456,744	\$335,075
	Academic Counseling	2.3	92,348	22,500	4.8	190,900	172,066	7.1	283,249	194,566
	Academic Support/Tutoring	1.3	51,644	22,500	3.1	121,851	118,009	4.4	173,496	140,509
Career Services		1.3	34,888	47,745	1.4	23,256	14,753	2.7	58,144	62,497
	Career Services	1.2	30,067	47,745	1.3	18,637	7,157	2.4	48,704	54,902
	Employment Assistance	0.1	4,821	0	0.1	4,619	7,596	0.2	9,440	7,596
Financial Aid Services		3.9	152,700	13,300	4.6	113,332	237,059	8.5	266,031	250,359
	Financial Aid Assistance Counseling	2.9	116,730	6,300	3.8	92,534	206,785	6.7	209,264	213,085
	Tuition Assistance Counseling	1.0	35,969	7,000	0.8	20,798	30,274	1.8	56,768	37,274
GI Bill Certification		3.5	167,501	7,633	5.8	117,299	245,999	9.2	284,799	253,632
Health Services		1.7	40,124	78,348	3.8	84,859	84,089	5.6	124,984	162,437
	Counseling	1.5	23,394	75,571	1.5	20,548	43,696	3.0	43,942	119,266
	Disability Services	0.2	9,048	0	2.0	37,903	35,590	2.2	46,951	35,590
	Health Services	0.1	7,682	2,777	0.3	26,408	4,804	0.4	34,090	7,581
Social Services		4.0	107,250	368,503	4.1	104,172	199,704	8.1	211,422	568,206
	Campus Social Events	0.3	9,983	8,297	1.1	39,048	54,647	1.4	49,030	62,943
	Mentoring	0.6	25,346	7,000	0.8	14,605	35,222	1.4	39,951	42,222
	Orientation	0.9	34,111	7,075	0.8	26,834	47,615	1.7	60,945	54,690
	Transition Assistance	2.0	26,759	145,000	1.0	21,302	42,191	3.0	48,061	187,191
	Veteran Student Lounge or Designate Gathering Space	0.2	11,051	201,131	0.4	2,385	20,029	0.6	13,435	221,160
Other Services		3.4	6,380	210,547	6.1	69,071	218,960	9.5	75,451	429,507
	Veterans Coordinator - Support Staff	0.4	6,380	11,147	4.2	37,127	136,418	4.6	43,506	147,565
	Other	3.0	0	199,400	1.9	31,945	82,542	4.9	31,945	281,942
Total		21.5	\$652,835	\$771,075	33.7	\$824,741	\$1,290,638	55.2	\$1,477,576	\$2,061,713

\*One staff year is equivalent to one full-time employee.

**Table A-3**  
**Total Fiscal Impact of the Programs and Services Related to Higher Education Veterans Services**  
**Fiscal Year 2022 Expenditures and Staff Years, by Type of Service Provided**

		Public Universities			Community Colleges			Total		
		Staff Years*	Dollars (\$)		Staff Years*	Dollars (\$)		Staff Years*	Dollars (\$)	
			FY 2022 Expenditures			FY 2022 Expenditures			FY 2022 Expenditures	
			State	Other		State	Other		State	Other
Academic Services		4.4	\$177,367	\$49,664	10.7	\$484,713	\$360,762	15.2	\$662,080	\$410,426
	Academic Counseling	2.7	103,323	25,292	6.1	284,499	207,898	8.8	387,822	233,190
	Academic Support/Tutoring	1.8	74,044	24,372	4.6	200,214	152,864	6.3	274,258	177,236
Career Services		2.1	66,090	53,815	3.1	116,853	45,883	5.2	182,943	99,697
	Career Services	1.5	43,899	51,341	2.1	65,641	18,856	3.6	109,540	70,198
	Employment Assistance	0.5	22,191	2,473	1.0	51,212	27,027	1.6	73,403	29,500
Financial Aid Services		7.0	286,473	28,726	8.8	318,259	290,356	15.8	604,733	319,082
	Financial Aid Assistance Counseling	5.5	216,368	20,292	7.2	258,958	242,081	12.7	475,325	262,373
	Tuition Assistance Counseling	1.5	70,106	8,434	1.6	59,302	48,274	3.1	129,407	56,708
GI Bill Certification		7.3	391,236	28,726	13.7	479,469	367,423	20.9	870,705	396,150
Health Services		2.3	79,815	80,220	5.0	162,989	89,559	7.2	242,804	169,779
	Counseling	1.6	32,701	75,571	2.1	62,094	47,110	3.7	94,795	122,681
	Disability Services	0.3	13,340	1,872	2.3	55,480	37,420	2.6	68,820	39,292
	Health Services	0.3	33,774	2,777	0.6	45,416	5,029	0.9	79,190	7,806
Social Services		8.7	307,955	404,259	10.8	482,291	296,499	19.5	790,246	700,758
	Campus Social Events	2.2	65,462	20,867	2.6	124,335	69,260	4.8	189,797	90,127
	Mentoring	1.2	49,899	12,994	1.6	65,735	41,276	2.8	115,634	54,270
	Orientation	1.8	76,900	11,886	1.9	89,978	60,617	3.7	166,878	72,502
	Transition Assistance	2.8	71,891	149,718	2.3	119,093	45,686	5.2	190,983	195,404
	Veteran Student Lounge or Designate Gathering Space	0.6	43,804	208,795	2.5	83,150	79,661	3.1	126,953	288,455
Other Services		5.5	49,732	226,813	9.7	285,643	254,975	15.1	335,375	481,789
	Veterans Coordinator - Support Staff	2.5	49,732	27,413	5.6	98,489	150,039	8.0	148,221	177,452
	Other	3.0	0	199,400	4.1	187,154	104,937	7.1	187,154	304,337
Total		37.2	\$1,358,669	\$872,223	61.7	\$2,330,216	\$1,705,457	98.9	\$3,688,885	\$2,577,680

\*One staff year is equivalent to one full-time employee.



## APPENDIX B – DATA ACCURACY AND REPORTING METHODOLOGY

---

The institutions were again asked to report their data in two parts (a copy of the survey is provided in the Appendix). Part one consists of staff years and expenditures attributable to the fiscal impact of the Higher Education Veterans Service Act (Public Act 96-133). Part two consists of staff years and expenditures for services specifically provided to veterans, but not directly related to the Act.

IBHE continues to work with institutions to improve consistency in reporting. Many schools vary widely in structure and in the services they provide. This explains the variety of services that are itemized by our public institutions on their respective Fiscal Impact Surveys in Appendix C. This year, IBHE teamed up with the Community College Board and the Department of Veteran's Affairs to revise the data collection method, and an instructional webinar was held to help improve reporting efficiency and accuracy. In doing so, we believe we have made significant strides in the uniformity of the data collection for this report. However, these improvements do not come without any drawbacks. The new method of data collection has demonstrated that much of the data submitted in previous years is not accurate to our new standards. As such, that data has been omitted for year-to-year comparisons. Year-to-year comparisons will return next year.



# Fiscal Impact of the Programs and Services Related to the Higher Education Veterans Services Act Public Act 096-0133

## Black Hawk College

### Fiscal Year 2022

	Veterans Coordinator			Other Veterans Services			Total Veterans Services		
	Staff Years	State Dollars	Other Dollars	Staff Years	State Dollars	Other Collars	Staff Years	State Dollars	Other Dollars
Academic Counseling	0.0600	\$1,268	\$2,534	0.0000	\$0	\$0	0.0600	\$1,268	\$2,534
Academic Support	0.0300	\$634	\$1,267	0.0000	\$0	\$0	0.0300	\$634	\$1,267
Campus Social Events	0.1500	\$3,171	\$6,336	0.0000	\$0	\$0	0.1500	\$3,171	\$6,336
Career Services	0.0800	\$1,691	\$3,379	0.0000	\$0	\$0	0.0800	\$1,691	\$3,379
Counseling	0.0200	\$423	\$845	0.0000	\$0	\$0	0.0200	\$423	\$845
Disability Services	0.0100	\$211	\$422	0.0000	\$0	\$0	0.0100	\$211	\$422
Employment Assistance	0.1300	\$2,748	\$5,491	0.0000	\$0	\$0	0.1300	\$2,748	\$5,491
Financial Aid Assistance Counseling	0.1000	\$2,114	\$4,224	0.0000	\$0	\$0	0.1000	\$2,114	\$4,224
Health Services	0.0000	\$0	\$0	0.0000	\$0	\$0	0.0000	\$0	\$0
Mentoring	0.0600	\$1,268	\$2,534	0.0000	\$0	\$0	0.0600	\$1,268	\$2,534
Orientation	0.0500	\$1,057	\$2,112	0.0000	\$0	\$0	0.0500	\$1,057	\$2,112
Tuition Assistance Counseling	0.0800	\$1,691	\$3,379	0.0000	\$0	\$0	0.0800	\$1,691	\$3,379
Transition Assistance	0.0300	\$634	\$1,267	0.0000	\$0	\$0	0.0300	\$634	\$1,267
Office Support for Veterans Coordinator	0.0000	\$0	\$0	0.0000	\$0	\$0	0.0000	\$0	\$0
Veterans Student Lounge/Gathering Space	0.0200	\$423	\$845	0.0000	\$0	\$0	0.0200	\$423	\$845
GI Bill Certification	0.3300	\$4,193	\$8,379	0.0000	\$0	\$0	0.3300	\$4,193	\$8,379
Total	1.1500	\$21,525	\$43,015	0.0000	\$0	\$0	1.1500	\$21,525	\$43,015

# Fiscal Impact of the Programs and Services Related to the Higher Education Veterans Services Act Public Act 096-0133

## Carl Sandburg College Fiscal Year 2022

	Veterans Coordinator			Other Veterans Services			Total Veterans Services		
	Staff Years	State Dollars	Other Dollars	Staff Years	State Dollars	Other Collars	Staff Years	State Dollars	Other Dollars
Academic Counseling	0.0120	\$540	\$0	0.0000	\$8,560	\$0	0.0120	\$9,100	\$0
Academic Support	0.0000	\$0	\$0	0.0000	\$2,853	\$0	0.0000	\$2,853	\$0
Campus Social Events	0.0080	\$360	\$0	0.0000	\$12,526	\$0	0.0080	\$12,886	\$0
Career Services	0.0000	\$0	\$0	0.0000	\$8,256	\$0	0.0000	\$8,256	\$0
Counseling	0.0000	\$0	\$0	0.0000	\$713	\$0	0.0000	\$713	\$0
Disability Services	0.0000	\$0	\$0	0.0000	\$1,566	\$0	0.0000	\$1,566	\$0
Employment Assistance	0.0000	\$0	\$0	0.0000	\$1,851	\$0	0.0000	\$1,851	\$0
Financial Aid Assistance Counseling	0.1720	\$7,740	\$0	0.0000	\$0	\$0	0.1720	\$7,740	\$0
Health Services	0.0000	\$0	\$0	0.0000	\$2,505	\$0	0.0000	\$2,505	\$0
Mentoring	0.0000	\$0	\$0	0.0000	\$999	\$0	0.0000	\$999	\$0
Orientation	0.0080	\$360	\$0	0.0000	\$4,982	\$0	0.0080	\$5,342	\$0
Tuition Assistance Counseling	0.0000	\$0	\$0	0.0000	\$626	\$0	0.0000	\$626	\$0
Transition Assistance	0.0000	\$0	\$0	0.0000	\$143	\$0	0.0000	\$143	\$0
Office Support for Veterans Coordinator	0.0000	\$0	\$0	0.0000	\$0	\$0	0.0000	\$0	\$0
Veterans Student Lounge/Gathering Space	0.0400	\$1,800	\$0	0.0000	\$0	\$0	0.0400	\$1,800	\$0
GI Bill Certification	0.1600	\$7,200	\$0	0.0000	\$0	\$0	0.1600	\$7,200	\$0
Total	0.4000	\$18,000	\$0	0.0000	\$45,580	\$0	0.4000	\$63,580	\$0

# Fiscal Impact of the Programs and Services Related to the Higher Education Veterans Services Act Public Act 096-0133

## CCC - Harry S Truman College

### Fiscal Year 2022

	Veterans Coordinator			Other Veterans Services			Total Veterans Services		
	Staff Years	State Dollars	Other Dollars	Staff Years	State Dollars	Other Collars	Staff Years	State Dollars	Other Dollars
Academic Counseling	0.0200	\$2,559	\$0	0.0000	\$0	\$0	0.0200	\$2,559	\$0
Academic Support	0.0200	\$2,559	\$0	0.0000	\$0	\$0	0.0200	\$2,559	\$0
Campus Social Events	0.0200	\$2,559	\$0	0.0000	\$0	\$0	0.0200	\$2,559	\$0
Career Services	0.0100	\$1,279	\$0	0.0000	\$0	\$0	0.0100	\$1,279	\$0
Counseling	0.0200	\$2,559	\$0	0.0000	\$0	\$0	0.0200	\$2,559	\$0
Disability Services	0.0100	\$1,279	\$0	0.0000	\$0	\$0	0.0100	\$1,279	\$0
Employment Assistance	0.0100	\$1,279	\$0	0.0000	\$0	\$0	0.0100	\$1,279	\$0
Financial Aid Assistance Counseling	0.0200	\$2,559	\$0	0.0000	\$0	\$0	0.0200	\$2,559	\$0
Health Services	0.0100	\$1,279	\$0	0.0000	\$0	\$0	0.0100	\$1,279	\$0
Mentoring	0.0300	\$3,838	\$0	0.0000	\$0	\$0	0.0300	\$3,838	\$0
Orientation	0.0100	\$1,279	\$0	0.0000	\$0	\$0	0.0100	\$1,279	\$0
Tuition Assistance Counseling	0.0100	\$1,279	\$0	0.0000	\$0	\$0	0.0100	\$1,279	\$0
Transition Assistance	0.0500	\$6,398	\$0	0.0000	\$0	\$0	0.0500	\$6,398	\$0
Office Support for Veterans Coordinator		\$0	\$0	0.0000	\$0	\$0	0.0000	\$0	\$0
Veterans Student Lounge/Gathering Space	0.0600	\$7,677	\$0	0.0000	\$0	\$0	0.0600	\$7,677	\$0
GI Bill Certification	0.1000	\$1,279	\$0	0.0000	\$0	\$0	0.1000	\$1,279	\$0
VA Work Study Supervisor	0.1000	\$1,279	\$0	0.0000	\$0	\$0	0.1000	\$1,279	\$0
VA Education Benefits Advising	0.5000	\$6,398	\$0	0.0000	\$0	\$0	0.5000	\$6,398	\$0
Military Education Benefits Certification	0.0000	\$0	\$0	0.0000	\$0	\$0	0.0000	\$0	\$0
Total	12.0000	\$127,961	\$0	0.0000	\$0	\$0	12.0000	\$127,961	\$0

# Fiscal Impact of the Programs and Services Related to the Higher Education Veterans Services Act Public Act 096-0133

## CCC - Kennedy King College

### Fiscal Year 2022

	Veterans Coordinator			Other Veterans Services			Total Veterans Services		
	Staff Years	State Dollars	Other Dollars	Staff Years	State Dollars	Other Collars	Staff Years	State Dollars	Other Dollars
Academic Counseling	0.1000	\$7,710	\$0	0.0000	\$0	\$0	0.1000	\$7,710	\$0
Academic Support	0.0500	\$3,855	\$0	0.0000	\$0	\$0	0.0500	\$3,855	\$0
Campus Social Events	0.0500	\$5,205	\$743	0.0000	\$0	\$0	0.0500	\$5,205	\$743
Career Services	0.1000	\$7,710	\$0	0.0000	\$0	\$0	0.1000	\$7,710	\$0
Counseling	0.0500	\$3,855	\$0	0.0000	\$0	\$0	0.0500	\$3,855	\$0
Disability Services	0.0500	\$3,855	\$0	0.0000	\$0	\$0	0.0500	\$3,855	\$0
Employment Assistance	0.1000	\$7,980	\$0	0.0000	\$0	\$0	0.1000	\$7,980	\$0
Financial Aid Assistance Counseling	0.3500	\$28,005	\$0	0.0000	\$0	\$0	0.3500	\$28,005	\$0
Health Services	0.0500	\$3,855	\$0	0.0000	\$0	\$0	0.0500	\$3,855	\$0
Mentoring	0.0500	\$3,855	\$0	0.0000	\$0	\$0	0.0500	\$3,855	\$0
Orientation	0.1000	\$7,710	\$0	0.0000	\$0	\$0	0.1000	\$7,710	\$0
Tuition Assistance Counseling	0.0500	\$3,855	\$0	0.0000	\$0	\$0	0.0500	\$3,855	\$0
Transition Assistance	0.1000	\$7,880	\$124	0.0000	\$0	\$0	0.1000	\$7,880	\$124
Office Support for Veterans Coordinator	0.1000	\$7,880	\$0	0.0000	\$0	\$0	0.1000	\$7,880	\$0
Veterans Student Lounge/Gathering Space	0.1000	\$8,790	\$371	0.0000	\$0	\$0	0.1000	\$8,790	\$371
GI Bill Certification	0.6000	\$48,300	\$0	0.0000	\$0	\$0	0.6000	\$48,300	\$0
Total	2.0000	\$160,300	\$1,238	0.0000	\$0	\$0	2.0000	\$160,300	\$1,238

# Fiscal Impact of the Programs and Services Related to the Higher Education Veterans Services Act Public Act 096-0133

## CCC - Malcolm X College

### Fiscal Year 2022

	Veterans Coordinator			Other Veterans Services			Total Veterans Services		
	Staff Years	State Dollars	Other Dollars	Staff Years	State Dollars	Other Collars	Staff Years	State Dollars	Other Dollars
Academic Counseling	0.1000	\$7,048	\$0	0.0500	\$0	\$3,682	0.1500	\$7,048	\$3,682
Academic Support	0.1000	\$7,048	\$0	0.0000	\$0	\$0	0.1000	\$7,048	\$0
Campus Social Events	0.1000	\$7,048	\$0	0.0000	\$0	\$0	0.1000	\$7,048	\$0
Career Services	0.1000	\$7,048	\$0	0.0000	\$0	\$0	0.1000	\$7,048	\$0
Counseling	0.0000	\$0	\$0	0.0000	\$0	\$0	0.0000	\$0	\$0
Disability Services	0.0000	\$0	\$0	0.0000	\$0	\$0	0.0000	\$0	\$0
Employment Assistance	0.0000	\$0	\$0	0.0000	\$0	\$0	0.0000	\$0	\$0
Financial Aid Assistance Counseling	0.2000	\$14,096	\$0	0.4500	\$0	\$33,137	0.6500	\$14,096	\$33,137
Health Services	0.0000	\$0	\$0	0.0000	\$0	\$0	0.0000	\$0	\$0
Mentoring	0.0000	\$0	\$0	0.0000	\$0	\$0	0.0000	\$0	\$0
Orientation	0.1500	\$10,572	\$0	0.0000	\$0	\$0	0.1500	\$10,572	\$0
Tuition Assistance Counseling	0.0500	\$3,524	\$0	0.0000	\$0	\$0	0.0500	\$3,524	\$0
Transition Assistance	0.0500	\$3,524	\$0	0.0000	\$0	\$0	0.0500	\$3,524	\$0
Office Support for Veterans Coordinator	0.0000	\$0	\$0	0.0000	\$0	\$0	0.0000	\$0	\$0
Veterans Student Lounge/Gathering Space	0.1500	\$10,572	\$0	0.0000	\$0	\$0	0.1500	\$10,572	\$0
GI Bill Certification	0.0000	\$0	\$0	0.0000	\$0	\$0	0.0000	\$0	\$0
Total	1.0000	\$70,480	\$0	0.5000	\$0	\$36,819	1.5000	\$70,480	\$36,819

# Fiscal Impact of the Programs and Services Related to the Higher Education Veterans Services Act Public Act 096-0133

## CCC - Olive-Harvey College

### Fiscal Year 2022

	Veterans Coordinator			Other Veterans Services			Total Veterans Services		
	Staff Years	State Dollars	Other Dollars	Staff Years	State Dollars	Other Collars	Staff Years	State Dollars	Other Dollars
Academic Counseling	0.0200	\$1,246	\$535	0.7000	\$60,295	\$0	0.7200	\$61,540	\$535
Academic Support	0.0200	\$1,246	\$1,070	0.3000	\$25,841	\$0	0.3200	\$27,086	\$1,070
Campus Social Events	0.0200	\$1,246	\$1,070	0.0000	\$0	\$0	0.0200	\$1,246	\$1,070
Career Services	0.0200	\$1,246	\$0	0.0250	\$1,912	\$0	0.0450	\$3,158	\$0
Counseling	0.0200	\$1,246	\$0	0.0500	\$3,980	\$0	0.0700	\$5,226	\$0
Disability Services	0.0100	\$623	\$0	0.0250	\$2,155	\$0	0.0350	\$2,778	\$0
Employment Assistance	0.0100	\$623	\$0	0.0250	\$1,912	\$0	0.0350	\$2,535	\$0
Financial Aid Assistance Counseling	0.0100	\$623	\$0	0.0000	\$0	\$0	0.0100	\$623	\$0
Health Services	0.0000	\$0	\$0	0.0250	\$1,825	\$0	0.0250	\$1,825	\$0
Mentoring	0.0400	\$2,492	\$0	0.0000	\$0	\$0	0.0400	\$2,492	\$0
Orientation	0.0200	\$1,246	\$1,070	0.0000	\$0	\$0	0.0200	\$1,246	\$1,070
Tuition Assistance Counseling	0.0200	\$1,246	\$5,352	0.0000	\$0	\$0	0.0200	\$1,246	\$5,352
Transition Assistance	0.0200	\$1,246	\$1,605	0.0000	\$0	\$0	0.0200	\$1,246	\$1,605
Office Support for Veterans Coordinator	0.3000	\$18,687	\$0	0.0000	\$0	\$0	0.3000	\$18,687	\$0
Veterans Student Lounge/Gathering Space	0.0200	\$1,246	\$0	0.0000	\$0	\$0	0.0200	\$1,246	\$0
GI Bill Certification	1.0500	\$57,792	\$0	0.0000	\$0	\$0	1.0500	\$57,792	\$0
VA Education Benefits	0.1500	\$9,344	\$0	0.0000	\$0	\$0	0.1500	\$9,344	\$0
VA Work Study Supervisor	0.1000	\$6,229	\$0	0.0000	\$0	\$0	0.1000	\$6,229	\$0
SVA Advisor	0.1000	\$6,229	\$0	0.0000	\$0	\$0	0.1000	\$6,229	\$0
Military Transcripts	0.0500	\$3,115	\$0	0.0000	\$0	\$0	0.0500	\$3,115	\$0
Total	2.0000	\$116,967	\$10,703	1.1500	\$97,918	\$0	3.1500	\$214,885	\$10,703



# Fiscal Impact of the Programs and Services Related to the Higher Education Veterans Services Act Public Act 096-0133

## CCC - Richard J Daley College

### Fiscal Year 2022

	Veterans Coordinator			Other Veterans Services			Total Veterans Services		
	Staff Years	State Dollars	Other Dollars	Staff Years	State Dollars	Other Collars	Staff Years	State Dollars	Other Dollars
Academic Counseling	0.0000	\$0	\$82,000	0.0000	\$0	\$0	0.0000	\$0	\$82,000
Academic Support	0.0000	\$0	\$2,500	0.0000	\$0	\$0	0.0000	\$0	\$2,500
Campus Social Events	0.0000	\$0	\$1,000	0.0000	\$0	\$0	0.0000	\$0	\$1,000
Career Services	0.0000	\$0	\$80,000	0.0000	\$0	\$0	0.0000	\$0	\$80,000
Counseling	0.0000	\$0	\$0	0.0000	\$0	\$0	0.0000	\$0	\$0
Disability Services	0.0000	\$0	\$80,000	0.0000	\$0	\$0	0.0000	\$0	\$80,000
Employment Assistance	0.0000	\$0	\$0	0.0000	\$0	\$0	0.0000	\$0	\$0
Financial Aid Assistance Counseling	0.0000	\$0	\$80,000	0.0000	\$0	\$0	0.0000	\$0	\$80,000
Health Services	0.0000	\$0	\$0	0.0000	\$0	\$0	0.0000	\$0	\$0
Mentoring	0.0000	\$0	\$0	0.0000	\$0	\$0	0.0000	\$0	\$0
Orientation	0.0000	\$0	\$0	0.0000	\$0	\$0	0.0000	\$0	\$0
Tuition Assistance Counseling	0.0000	\$0	\$0	0.0000	\$0	\$0	0.0000	\$0	\$0
Transition Assistance	0.0000	\$0	\$0	0.0000	\$0	\$0	0.0000	\$0	\$0
Office Support for Veterans Coordinator	0.0000	\$0	\$0	0.0000	\$0	\$0	0.0000	\$0	\$0
Veterans Student Lounge/Gathering Space	0.0000	\$0	\$500	0.0000	\$0	\$0	0.0000	\$0	\$500
GI Bill Certification	0.0000	\$0	\$30,000	0.0000	\$0	\$0	0.0000	\$0	\$30,000
Other - (Please Label)	0.0000	\$0	\$0	0.0000	\$0	\$0	0.0000	\$0	\$0
CCC ACADEMIC ADVISING	0.0000	\$0	\$80,000	0.0000	\$0	\$0	0.0000	\$0	\$80,000
Total	0.0000	\$0	\$436,000	0.0000	\$0	\$0	0.0000	\$0	\$436,000

# Fiscal Impact of the Programs and Services Related to the Higher Education Veterans Services Act Public Act 096-0133

## CCC - Wilbur Wright College

### Fiscal Year 2022

	Veterans Coordinator			Other Veterans Services			Total Veterans Services		
	Staff Years	State Dollars	Other Dollars	Staff Years	State Dollars	Other Collars	Staff Years	State Dollars	Other Dollars
Academic Counseling	0.0100	\$617	\$0	0.7000	\$37,213	\$0	0.7100	\$37,830	\$0
Academic Support	0.0200	\$1,234	\$0	0.3500	\$15,948	\$3,215	0.3700	\$17,182	\$3,215
Campus Social Events	0.0200	\$2,134	\$0	0.1000	\$0	\$6,431	0.1200	\$2,134	\$6,431
Career Services	0.0100	\$617	\$0	1.0000	\$5,572	\$0	1.0100	\$6,189	\$0
Counseling	0.0100	\$617	\$0	1.0000	\$3,500	\$0	1.0100	\$4,117	\$0
Disability Services	0.0100	\$617	\$0	1.0000	\$4,045	\$0	1.0100	\$4,662	\$0
Employment Assistance	0.0100	\$617	\$0	0.0000	\$0	\$0	0.0100	\$617	\$0
Financial Aid Assistance Counseling	0.0000	\$0	\$0	0.0000	\$0	\$0	0.0000	\$0	\$0
Health Services	0.0000	\$0	\$0	0.0000	\$0	\$0	0.0000	\$0	\$0
Mentoring	0.0500	\$3,085	\$0	0.2000	\$0	\$12,862	0.2500	\$3,085	\$12,862
Orientation	0.0200	\$1,234	\$0	0.1500	\$0	\$9,646	0.1700	\$1,234	\$9,646
Tuition Assistance Counseling	0.0200	\$1,234	\$0	0.0000	\$0	\$0	0.0200	\$1,234	\$0
Transition Assistance	0.3500	\$21,595	\$0	0.1500	\$0	\$9,646	0.5000	\$21,595	\$9,646
Office Support for Veterans Coordinator	0.0200	\$4,834	\$0	0.2000	\$0	\$12,862	0.2200	\$4,834	\$12,862
Veterans Student Lounge/Gathering Space	0.0500	\$3,085	\$0	0.1500	\$0	\$9,646	0.2000	\$3,085	\$9,646
GI Bill Certification	0.9000	\$55,274	\$0	0.0000	\$0	\$0	0.9000	\$55,274	\$0
VA WORK STUDY SUPERVISOR	0.2000	\$12,312	\$0	0.0000	\$0	\$0	0.2000	\$12,312	\$0
SVA ADVISING	0.1000	\$6,170	\$0	0.0000	\$0	\$0	0.1000	\$6,170	\$0
VA EDUCATION BENEFITS	0.1500	\$9,255	\$0	0.0000	\$0	\$0	0.1500	\$9,255	\$0
MILITARY TRANSCRIPTS	0.0500	\$3,085	\$0	0.0000	\$0	\$0	0.0500	\$3,085	\$0
Total	2.0000	\$127,615	\$0	5.0000	\$66,278	\$64,308	7.0000	\$193,893	\$64,308

# Fiscal Impact of the Programs and Services Related to the Higher Education Veterans Services Act Public Act 096-0133

## College of DuPage Fiscal Year 2022

	Veterans Coordinator			Other Veterans Services			Total Veterans Services		
	Staff Years	State Dollars	Other Dollars	Staff Years	State Dollars	Other Collars	Staff Years	State Dollars	Other Dollars
Academic Counseling	0.0000	\$0	\$0	0.3656	\$217	\$44,148	0.3656	\$217	\$44,148
Academic Support	0.0000	\$0	\$0	0.6731	\$43	\$47,073	0.6731	\$43	\$47,073
Campus Social Events	0.0000	\$0	\$0	0.3500	\$0	\$23,325	0.3500	\$0	\$23,325
Career Services	0.0000	\$0	\$0	0.0000	\$0	\$0	0.0000	\$0	\$0
Counseling	0.0000	\$0	\$0	0.0488	\$29	\$5,886	0.0488	\$29	\$5,886
Disability Services	0.0000	\$0	\$0	0.0000	\$0	\$0	0.0000	\$0	\$0
Employment Assistance	0.0000	\$0	\$0	0.0000	\$0	\$0	0.0000	\$0	\$0
Financial Aid Assistance Counseling	0.0000	\$0	\$0	0.0000	\$0	\$0	0.0000	\$0	\$0
Health Services	0.0000	\$0	\$0	0.0000	\$0	\$0	0.0000	\$0	\$0
Mentoring	0.0000	\$0	\$0	0.2000	\$0	\$13,623	0.2000	\$0	\$13,623
Orientation	0.0000	\$0	\$0	0.2000	\$0	\$13,623	0.2000	\$0	\$13,623
Tuition Assistance Counseling	0.0000	\$0	\$0	0.2000	\$0	\$13,623	0.2000	\$0	\$13,623
Transition Assistance	0.0000	\$0	\$0	0.3000	\$0	\$17,221	0.3000	\$0	\$17,221
Office Support for Veterans Coordinator	0.0000	\$0	\$0	1.0000	\$0	\$52,887	1.0000	\$0	\$52,887
Veterans Student Lounge/Gathering Space	0.0000	\$0	\$0	0.0000	\$0	\$0	0.0000	\$0	\$0
GI Bill Certification	0.0000	\$0	\$0	0.9000	\$0	\$65,603	0.9000	\$0	\$65,603
Social Media	0.0000	\$0	\$0	0.1500	\$0	\$10,763	0.1500	\$0	\$10,763
Compliance	0.0000	\$0	\$0	0.2000	\$0	\$17,927	0.2000	\$0	\$17,927
Supervision of Veterans Office	0.0000	\$0	\$0	0.4000	\$0	\$35,854	0.4000	\$0	\$35,854
Total	0.0000	\$0	\$0	4.9875	\$290	\$361,557	4.9875	\$290	\$361,557

# Fiscal Impact of the Programs and Services Related to the Higher Education Veterans Services Act Public Act 096-0133

## College of Lake County Fiscal Year 2022

	Veterans Coordinator			Other Veterans Services			Total Veterans Services		
	Staff Years	State Dollars	Other Dollars	Staff Years	State Dollars	Other Collars	Staff Years	State Dollars	Other Dollars
Academic Counseling	0.0869	\$6,559	\$0	0.0000	\$0	\$0	0.0869	\$6,559	\$0
Academic Support	0.0369	\$2,757	\$0	0.0000	\$0	\$0	0.0369	\$2,757	\$0
Campus Social Events	0.3094	\$13,783	\$0	0.0000	\$0	\$0	0.3094	\$13,783	\$0
Career Services	0.0000	\$0	\$0	0.0000	\$0	\$0	0.0000	\$0	\$0
Counseling	0.1238	\$13,119	\$0	0.0000	\$0	\$0	0.1238	\$13,119	\$0
Disability Services	0.0000	\$0	\$0	0.0000	\$0	\$0	0.0000	\$0	\$0
Employment Assistance	0.0119	\$2,757	\$0	0.0000	\$0	\$0	0.0119	\$2,757	\$0
Financial Aid Assistance Counseling	0.1119	\$6,559	\$0	0.0000	\$0	\$0	0.1119	\$6,559	\$0
Health Services	0.0000	\$0	\$0	0.0000	\$0	\$0	0.0000	\$0	\$0
Mentoring	0.0238	\$5,513	\$0	0.0000	\$0	\$0	0.0238	\$5,513	\$0
Orientation	0.0000	\$0	\$0	0.0000	\$0	\$0	0.0000	\$0	\$0
Tuition Assistance Counseling	0.0500	\$3,803	\$0	0.0000	\$0	\$0	0.0500	\$3,803	\$0
Transition Assistance	0.0738	\$9,316	\$0	0.0000	\$0	\$0	0.0738	\$9,316	\$0
Office Support for Veterans Coordinator	0.0500	\$0	\$0	0.0000	\$0	\$0	0.0500	\$0	\$0
Veterans Student Lounge/Gathering Space	0.1119	\$6,559	\$0	0.0000	\$0	\$0	0.1119	\$6,559	\$0
GI Bill Certification	0.6000	\$45,633	\$0	0.0000	\$0	\$0	0.6000	\$45,633	\$0
Campus Advocacy	0.1475	\$14,829	\$0	0.0000	\$0	\$0	0.1475	\$14,829	\$0
Total	1.7375	\$131,188	\$0	0.0000	\$0	\$0	1.7375	\$131,188	\$0

# Fiscal Impact of the Programs and Services Related to the Higher Education Veterans Services Act Public Act 096-0133

## Danville Area Community College

### Fiscal Year 2022

	Veterans Coordinator			Other Veterans Services			Total Veterans Services		
	Staff Years	State Dollars	Other Dollars	Staff Years	State Dollars	Other Collars	Staff Years	State Dollars	Other Dollars
Academic Counseling	0.0000	\$0	\$0	0.0600	\$1,453	\$20,166	0.0600	\$1,453	\$20,166
Academic Support	0.0000	\$0	\$0	0.0300	\$11	\$223	0.0300	\$11	\$223
Campus Social Events	0.0000	\$0	\$0	0.0100	\$7	\$62	0.0100	\$7	\$62
Career Services	0.1500	\$829	\$7,807	0.0300	\$166	\$894	0.1800	\$995	\$8,701
Counseling	0.0000	\$0	\$0	0.0300	\$311	\$10,498	0.0300	\$311	\$10,498
Disability Services	0.0000	\$0	\$0	0.0700	\$286	\$3,573	0.0700	\$286	\$3,573
Employment Assistance	0.2500	\$1,382	\$13,011	0.0300	\$166	\$3,295	0.2800	\$1,548	\$16,306
Financial Aid Assistance Counseling	0.1000	\$553	\$5,204	0.1900	\$4,671	\$43,983	0.2900	\$5,223	\$49,188
Health Services	0.0000	\$0	\$0	0.0000	\$0	\$0	0.0000	\$0	\$0
Mentoring	0.0000	\$0	\$0	0.0200	\$25	\$238	0.0200	\$25	\$238
Orientation	0.0000	\$0	\$0	0.0200	\$7	\$149	0.0200	\$7	\$149
Tuition Assistance Counseling	0.0000	\$0	\$0	0.0300	\$216	\$2,037	0.0300	\$216	\$2,037
Transition Assistance	0.0000	\$0	\$0	0.0000	\$0	\$0	0.0000	\$0	\$0
Office Support for Veterans Coordinator	0.0000	\$0	\$0	0.1875	\$293	\$6,822	0.1875	\$293	\$6,822
Veterans Student Lounge/Gathering Space	0.1000	\$553	\$5,204	0.0625	\$98	\$2,274	0.1625	\$650	\$7,478
GI Bill Certification	0.4000	\$2,211	\$20,818	0.0000	\$0	\$0	0.4000	\$2,211	\$20,818
Total	1.0000	\$5,527	\$52,045	0.7700	\$7,710	\$94,213	1.7700	\$13,236	\$146,258

# Fiscal Impact of the Programs and Services Related to the Higher Education Veterans Services Act Public Act 096-0133

## Elgin Community College

### Fiscal Year 2022

	Veterans Coordinator			Other Veterans Services			Total Veterans Services		
	Staff Years	State Dollars	Other Dollars	Staff Years	State Dollars	Other Collars	Staff Years	State Dollars	Other Dollars
Academic Counseling	0.0500	\$5,123	\$0	0.1500	\$12,129	\$0	0.2000	\$17,252	\$0
Academic Support	0.1500	\$15,370	\$0	0.0300	\$2,426	\$0	0.1800	\$17,796	\$0
Campus Social Events	0.1000	\$10,247	\$0	0.0000	\$265	\$0	0.1000	\$10,512	\$0
Career Services	0.1000	\$10,247	\$0	0.0000	\$0	\$0	0.1000	\$10,247	\$0
Counseling	0.0000	\$0	\$0	0.0000	\$0	\$0	0.0000	\$0	\$0
Disability Services	0.0000	\$0	\$0	0.0000	\$0	\$0	0.0000	\$0	\$0
Employment Assistance	0.1000	\$10,247	\$0	0.0000	\$0	\$0	0.1000	\$10,247	\$0
Financial Aid Assistance Counseling	0.0000	\$0	\$0	0.3300	\$26,430	\$0	0.3300	\$26,430	\$0
Health Services	0.0000	\$0	\$0	0.0000	\$0	\$0	0.0000	\$0	\$0
Mentoring	0.0000	\$0	\$0	0.0200	\$1,617	\$0	0.0200	\$1,617	\$0
Orientation	0.0000	\$0	\$0	0.0000	\$0	\$0	0.0000	\$0	\$0
Tuition Assistance Counseling	0.0000	\$0	\$0	0.0300	\$2,403	\$0	0.0300	\$2,403	\$0
Transition Assistance	0.3000	\$30,741	\$0	0.0000	\$0	\$0	0.3000	\$30,741	\$0
Office Support for Veterans Coordinator	0.0000	\$0	\$0	0.0000	\$400	\$0	0.0000	\$400	\$0
Veterans Student Lounge/Gathering Space	0.1000	\$10,247	\$0	0.0000	\$175	\$0	0.1000	\$10,422	\$0
GI Bill Certification	0.0000	\$0	\$0	0.2400	\$19,221	\$0	0.2400	\$19,221	\$0
Other - Monthly Newsletter	0.1000	\$10,247	\$0	0.0000	\$210	\$0	0.1000	\$10,457	\$0
Total	1.0000	\$102,469	\$0	0.8000	\$65,275	\$0	1.8000	\$167,745	\$0

# Fiscal Impact of the Programs and Services Related to the Higher Education Veterans Services Act Public Act 096-0133

## Harold Washington College

### Fiscal Year 2022

	Veterans Coordinator			Other Veterans Services			Total Veterans Services		
	Staff Years	State Dollars	Other Dollars	Staff Years	State Dollars	Other Collars	Staff Years	State Dollars	Other Dollars
Academic Counseling	0.0938	\$7,800	\$0	0.4200	\$37,833	\$0	0.5138	\$45,633	\$0
Academic Support	0.0938	\$7,800	\$0	0.1400	\$12,611	\$0	0.2338	\$20,411	\$0
Campus Social Events	0.0469	\$3,900	\$2,080	0.0000	\$0	\$0	0.0469	\$3,900	\$2,080
Career Services	0.0469	\$3,900	\$0	0.0000	\$0	\$0	0.0469	\$3,900	\$0
Counseling	0.0938	\$7,800	\$0	0.0000	\$0	\$0	0.0938	\$7,800	\$0
Disability Services	0.0234	\$1,950	\$0	0.0000	\$0	\$0	0.0234	\$1,950	\$0
Employment Assistance	0.0469	\$3,900	\$0	0.0000	\$0	\$0	0.0469	\$3,900	\$0
Financial Aid Assistance Counseling	0.0938	\$7,800	\$2,080	0.1250	\$9,380	\$0	0.2188	\$17,180	\$2,080
Health Services	0.0234	\$1,950	\$0	0.0000	\$0	\$0	0.0234	\$1,950	\$0
Mentoring	0.0938	\$7,800	\$0	0.0700	\$6,305	\$0	0.1638	\$14,105	\$0
Orientation	0.0469	\$3,900	\$0	0.0700	\$6,305	\$0	0.1169	\$10,205	\$0
Tuition Assistance Counseling	0.0469	\$3,900	\$2,080	0.1250	\$9,380	\$0	0.1719	\$13,280	\$2,080
Transition Assistance	0.0469	\$3,900	\$0	0.0000	\$0	\$0	0.0469	\$3,900	\$0
Office Support for Veterans Coordinator	0.0000	\$0	\$4,160	0.0000	\$0	\$0	0.0000	\$0	\$4,160
Veterans Student Lounge/Gathering Space	0.0469	\$5,400	\$10,400	0.0000	\$0	\$0	0.0469	\$5,400	\$10,400
GI Bill Certification	0.0000	\$0	\$0	0.2500	\$18,760	\$0	0.2500	\$18,760	\$0
Superising Work Study	0.0469	\$3,900	\$0	0.0000	\$0	\$0	0.0469	\$3,900	\$0
On-line Virtual office	0.0469	\$3,900	\$20,800	0.0000	\$0	\$0	0.0469	\$3,900	\$20,800
Total	0.9375	\$79,497	\$41,600	1.2000	\$100,575	\$0	2.1375	\$180,072	\$41,600

# Fiscal Impact of the Programs and Services Related to the Higher Education Veterans Services Act Public Act 096-0133

## Harper College Fiscal Year 2022

	Veterans Coordinator			Other Veterans Services			Total Veterans Services		
	Staff Years	State Dollars	Other Dollars	Staff Years	State Dollars	Other Collars	Staff Years	State Dollars	Other Dollars
Academic Counseling	0.0500	\$4,149	\$0	0.0000	\$0	\$0	0.0500	\$4,149	\$0
Academic Support	0.0000	\$500	\$0	0.0000	\$0	\$0	0.0000	\$500	\$0
Campus Social Events	0.3500	\$20,743	\$1,131	0.0000	\$0	\$0	0.3500	\$20,743	\$1,131
Career Services	0.0500	\$4,149	\$0	0.0000	\$0	\$0	0.0500	\$4,149	\$0
Counseling	0.0500	\$4,149	\$0	0.0000	\$0	\$0	0.0500	\$4,149	\$0
Disability Services	0.0500	\$4,149	\$0	0.0000	\$0	\$0	0.0500	\$4,149	\$0
Employment Assistance	0.0500	\$4,149	\$0	0.0000	\$0	\$0	0.0500	\$4,149	\$0
Financial Aid Assistance Counseling	0.0500	\$4,149	\$0	0.1500	\$10,922	\$0	0.2000	\$15,071	\$0
Health Services	0.0500	\$4,149	\$0	0.0000	\$0	\$0	0.0500	\$4,149	\$0
Mentoring	0.0700	\$4,149	\$226	0.0000	\$0	\$0	0.0700	\$4,149	\$226
Orientation	0.0700	\$4,149	\$226	0.0000	\$0	\$0	0.0700	\$4,149	\$226
Tuition Assistance Counseling	0.0700	\$4,149	\$226	0.0375	\$2,731	\$0	0.1075	\$6,879	\$226
Transition Assistance	0.1200	\$7,797	\$226	0.0000	\$0	\$0	0.1200	\$7,797	\$226
Office Support for Veterans Coordinator	0.2600	\$7,797	\$1,810	0.0000	\$0	\$0	0.2600	\$7,797	\$1,810
Veterans Student Lounge/Gathering Space	0.1100	\$4,649	\$679	0.0000	\$0	\$0	0.1100	\$4,649	\$679
GI Bill Certification	0.0000	\$0	\$0	0.5625	\$40,958	\$0	0.5625	\$40,958	\$0
Total	1.4000	\$82,972	\$4,524	0.7500	\$54,611	\$0	2.1500	\$137,583	\$4,524



# Fiscal Impact of the Programs and Services Related to the Higher Education Veterans Services Act Public Act 096-0133

## Heartland Community College

### Fiscal Year 2022

	Veterans Coordinator			Other Veterans Services			Total Veterans Services		
	Staff Years	State Dollars	Other Dollars	Staff Years	State Dollars	Other Collars	Staff Years	State Dollars	Other Dollars
Academic Counseling	0.0000	\$10,323	\$26,211	0.0000	\$0	\$0	0.0000	\$10,323	\$26,211
Academic Support	0.0000	\$0	\$0	0.0000	\$956	\$846	0.0000	\$956	\$846
Campus Social Events	0.0000	\$0	\$0	0.0000	\$433	\$1,424	0.0000	\$433	\$1,424
Career Services	0.0000	\$0	\$0	0.0000	\$0	\$0	0.0000	\$0	\$0
Counseling	0.0000	\$0	\$0	0.0000	\$651	\$1,944	0.0000	\$651	\$1,944
Disability Services	0.0000	\$0	\$0	0.0000	\$436	\$1,340	0.0000	\$436	\$1,340
Employment Assistance	0.0000	\$0	\$0	0.0000	\$0	\$0	0.0000	\$0	\$0
Financial Aid Assistance Counseling	0.0625	\$294	\$515	0.0000	\$1,832	\$5,387	0.0625	\$2,126	\$5,902
Health Services	0.0000	\$0	\$0	0.0000	\$0	\$0	0.0000	\$0	\$0
Mentoring	0.0000	\$0	\$0	0.0000	\$0	\$578	0.0000	\$0	\$578
Orientation	0.0000	\$0	\$0	0.0000	\$1,995	\$5,117	0.0000	\$1,995	\$5,117
Tuition Assistance Counseling	0.0125	\$1,210	\$3,561	0.0000	\$0	\$0	0.0125	\$1,210	\$3,561
Transition Assistance	0.0000	\$0	\$0	0.0000	\$0	\$0	0.0000	\$0	\$0
Office Support for Veterans Coordinator	0.0000	\$0	\$1,210	0.0000	\$0	\$0	0.0000	\$0	\$1,210
Veterans Student Lounge/Gathering Space	0.8000	\$7,446	\$39,053	0.0000	\$0	\$0	0.8000	\$7,446	\$39,053
GI Bill Certification	0.1250	\$589	\$1,030	0.0000	\$0	\$0	0.1250	\$589	\$1,030
Total	1.0000	\$19,862	\$71,580	0.0000	\$6,303	\$16,636	1.0000	\$26,165	\$88,216

# Fiscal Impact of the Programs and Services Related to the Higher Education Veterans Services Act Public Act 096-0133

## Highland Community College

### Fiscal Year 2022

	Veterans Coordinator			Other Veterans Services			Total Veterans Services		
	Staff Years	State Dollars	Other Dollars	Staff Years	State Dollars	Other Collars	Staff Years	State Dollars	Other Dollars
Academic Counseling	0.0000	\$0	\$0	0.0480	\$61	\$2,799	0.0480	\$61	\$2,799
Academic Support	0.0000	\$0	\$0	0.0050	\$25	\$205	0.0050	\$25	\$205
Campus Social Events	0.0000	\$0	\$0	0.0000	\$0	\$0	0.0000	\$0	\$0
Career Services	0.0000	\$0	\$0	0.0000	\$0	\$0	0.0000	\$0	\$0
Counseling	0.0000	\$0	\$0	0.0000	\$0	\$0	0.0000	\$0	\$0
Disability Services	0.0000	\$0	\$0	0.0000	\$0	\$0	0.0000	\$0	\$0
Employment Assistance	0.0000	\$0	\$0	0.0000	\$0	\$0	0.0000	\$0	\$0
Financial Aid Assistance Counseling	0.0000	\$0	\$0	0.0300	\$180	\$1,453	0.0300	\$180	\$1,453
Health Services	0.0000	\$0	\$0	0.0000	\$0	\$0	0.0000	\$0	\$0
Mentoring	0.0040	\$32	\$256	0.0030	\$15	\$123	0.0070	\$47	\$379
Orientation	0.0000	\$0	\$0	0.0188	\$1,399	\$1,311	0.0188	\$1,399	\$1,311
Tuition Assistance Counseling	0.0000	\$0	\$0	0.0000	\$0	\$0	0.0000	\$0	\$0
Transition Assistance	0.0000	\$0	\$0	0.0040	\$0	\$256	0.0040	\$0	\$256
Office Support for Veterans Coordinator	0.0160	\$127	\$1,025	0.0000	\$0	\$0	0.0160	\$127	\$1,025
Veterans Student Lounge/Gathering Space	0.0000	\$0	\$0	0.0000	\$0	\$0	0.0000	\$0	\$0
GI Bill Certification	0.0000	\$0	\$0	0.0700	\$419	\$3,391	0.0700	\$419	\$3,391
Total	0.0200	\$158	\$1,281	0.1788	\$2,099	\$9,538	0.1988	\$2,257	\$10,820

# Fiscal Impact of the Programs and Services Related to the Higher Education Veterans Services Act Public Act 096-0133

## IECC - Frontier Community College

### Fiscal Year 2022

	Veterans Coordinator			Other Veterans Services			Total Veterans Services		
	Staff Years	State Dollars	Other Dollars	Staff Years	State Dollars	Other Collars	Staff Years	State Dollars	Other Dollars
Academic Counseling	0.0000	\$0	\$0	0.0300	\$463	\$578	0.0300	\$463	\$578
Academic Support	0.0000	\$0	\$0	0.0200	\$309	\$385	0.0200	\$309	\$385
Campus Social Events	0.0000	\$0	\$0	0.0300	\$463	\$578	0.0300	\$463	\$578
Career Services	0.0000	\$0	\$0	0.0000	\$0	\$0	0.0000	\$0	\$0
Counseling	0.0000	\$0	\$0	0.0000	\$0	\$0	0.0000	\$0	\$0
Disability Services	0.0000	\$0	\$0	0.0000	\$0	\$0	0.0000	\$0	\$0
Employment Assistance	0.0000	\$0	\$0	0.0000	\$0	\$0	0.0000	\$0	\$0
Financial Aid Assistance Counseling	0.0000	\$0	\$0	0.0800	\$1,235	\$1,540	0.0800	\$1,235	\$1,540
Health Services	0.0000	\$0	\$0	0.0000	\$0	\$0	0.0000	\$0	\$0
Mentoring	0.0000	\$0	\$0	0.0000	\$0	\$0	0.0000	\$0	\$0
Orientation	0.0000	\$0	\$0	0.0000	\$0	\$0	0.0000	\$0	\$0
Tuition Assistance Counseling	0.0000	\$0	\$0	0.0000	\$0	\$0	0.0000	\$0	\$0
Transition Assistance	0.0000	\$0	\$0	0.0000	\$0	\$0	0.0000	\$0	\$0
Office Support for Veterans Coordinator	0.0000	\$0	\$0	0.0000	\$0	\$0	0.0000	\$0	\$0
Veterans Student Lounge/Gathering Space	0.0000	\$0	\$0	0.0000	\$0	\$0	0.0000	\$0	\$0
GI Bill Certification	0.0000	\$0	\$0	0.0400	\$617	\$770	0.0400	\$617	\$770
Total	0.0000	\$0	\$0	0.2000	\$3,086	\$3,850	0.2000	\$3,086	\$3,850

# Fiscal Impact of the Programs and Services Related to the Higher Education Veterans Services Act Public Act 096-0133

## IECC - Lincoln Trail College

### Fiscal Year 2022

	Veterans Coordinator			Other Veterans Services			Total Veterans Services		
	Staff Years	State Dollars	Other Dollars	Staff Years	State Dollars	Other Collars	Staff Years	State Dollars	Other Dollars
Academic Counseling	0.0000	\$0	\$0	0.0360	\$580	\$946	0.0360	\$580	\$946
Academic Support	0.0000	\$0	\$0	0.0340	\$547	\$893	0.0340	\$547	\$893
Campus Social Events	0.0000	\$0	\$0	0.0340	\$547	\$893	0.0340	\$547	\$893
Career Services	0.0000	\$0	\$0	0.0000	\$0	\$0	0.0000	\$0	\$0
Counseling	0.0000	\$0	\$0	0.0000	\$0	\$0	0.0000	\$0	\$0
Disability Services	0.0000	\$0	\$0	0.0000	\$0	\$0	0.0000	\$0	\$0
Employment Assistance	0.0000	\$0	\$0	0.0000	\$0	\$0	0.0000	\$0	\$0
Financial Aid Assistance Counseling	0.0000	\$0	\$0	0.0360	\$580	\$946	0.0360	\$580	\$946
Health Services	0.0000	\$0	\$0	0.0000	\$0	\$0	0.0000	\$0	\$0
Mentoring	0.0000	\$0	\$0	0.0000	\$0	\$0	0.0000	\$0	\$0
Orientation	0.0000	\$0	\$0	0.0000	\$0	\$0	0.0000	\$0	\$0
Tuition Assistance Counseling	0.0000	\$0	\$0	0.0000	\$0	\$0	0.0000	\$0	\$0
Transition Assistance	0.0000	\$0	\$0	0.0000	\$0	\$0	0.0000	\$0	\$0
Office Support for Veterans Coordinator	0.0000	\$0	\$0	0.0000	\$0	\$0	0.0000	\$0	\$0
Veterans Student Lounge/Gathering Space	0.0000	\$0	\$0	0.0000	\$0	\$0	0.0000	\$0	\$0
GI Bill Certification	0.0000	\$0	\$0	0.0600	\$966	\$1,576	0.0600	\$966	\$1,576
Total	0.0000	\$0	\$0	0.2000	\$3,220	\$5,253	0.2000	\$3,220	\$5,253

# Fiscal Impact of the Programs and Services Related to the Higher Education Veterans Services Act Public Act 096-0133

## IECC - Olney Central College

### Fiscal Year 2022

	Veterans Coordinator			Other Veterans Services			Total Veterans Services		
	Staff Years	State Dollars	Other Dollars	Staff Years	State Dollars	Other Collars	Staff Years	State Dollars	Other Dollars
Academic Counseling	0.0000	\$0	\$0	0.0500	\$920	\$1,501	0.0500	\$920	\$1,501
Academic Support	0.0000	\$0	\$0	0.0250	\$460	\$751	0.0250	\$460	\$751
Campus Social Events	0.0000	\$0	\$0	0.0050	\$92	\$150	0.0050	\$92	\$150
Career Services	0.0000	\$0	\$0	0.0000	\$0	\$0	0.0000	\$0	\$0
Counseling	0.0000	\$0	\$0	0.0000	\$0	\$0	0.0000	\$0	\$0
Disability Services	0.0000	\$0	\$0	0.0000	\$0	\$0	0.0000	\$0	\$0
Employment Assistance	0.0000	\$0	\$0	0.0000	\$0	\$0	0.0000	\$0	\$0
Financial Aid Assistance Counseling	0.0000	\$0	\$0	0.1000	\$1,841	\$3,003	0.1000	\$1,841	\$3,003
Health Services	0.0000	\$0	\$0	0.0000	\$0	\$0	0.0000	\$0	\$0
Mentoring	0.0000	\$0	\$0	0.0000	\$0	\$0	0.0000	\$0	\$0
Orientation	0.0000	\$0	\$0	0.0000	\$0	\$0	0.0000	\$0	\$0
Tuition Assistance Counseling	0.0000	\$0	\$0	0.0000	\$0	\$0	0.0000	\$0	\$0
Transition Assistance	0.0000	\$0	\$0	0.0000	\$0	\$0	0.0000	\$0	\$0
Office Support for Veterans Coordinator	0.0000	\$0	\$0	0.0000	\$0	\$0	0.0000	\$0	\$0
Veterans Student Lounge/Gathering Space	0.0000	\$0	\$0	0.0000	\$0	\$0	0.0000	\$0	\$0
GI Bill Certification	0.0000	\$0	\$0	0.0700	\$1,288	\$2,102	0.0700	\$1,288	\$2,102
Total	0.0000	\$0	\$0	0.2500	\$4,601	\$7,507	0.2500	\$4,601	\$7,507

# Fiscal Impact of the Programs and Services Related to the Higher Education Veterans Services Act Public Act 096-0133

## IECC - Wabash Valley College

### Fiscal Year 2022

	Veterans Coordinator			Other Veterans Services			Total Veterans Services		
	Staff Years	State Dollars	Other Dollars	Staff Years	State Dollars	Other Collars	Staff Years	State Dollars	Other Dollars
Academic Counseling	0.0000	\$0	\$0	0.0400	\$644	\$1,051	0.0400	\$644	\$1,051
Academic Support	0.0000	\$0	\$0	0.0320	\$515	\$840	0.0320	\$515	\$840
Campus Social Events	0.0000	\$0	\$0	0.0320	\$515	\$840	0.0320	\$515	\$840
Career Services	0.0000	\$0	\$0	0.0000	\$0	\$0	0.0000	\$0	\$0
Counseling	0.0000	\$0	\$0	0.0000	\$0	\$0	0.0000	\$0	\$0
Disability Services	0.0000	\$0	\$0	0.0000	\$0	\$0	0.0000	\$0	\$0
Employment Assistance	0.0000	\$0	\$0	0.0000	\$0	\$0	0.0000	\$0	\$0
Financial Aid Assistance Counseling	0.0000	\$0	\$0	0.0360	\$580	\$946	0.0360	\$580	\$946
Health Services	0.0000	\$0	\$0	0.0000	\$0	\$0	0.0000	\$0	\$0
Mentoring	0.0000	\$0	\$0	0.0000	\$0	\$0	0.0000	\$0	\$0
Orientation	0.0000	\$0	\$0	0.0000	\$0	\$0	0.0000	\$0	\$0
Tuition Assistance Counseling	0.0000	\$0	\$0	0.0000	\$0	\$0	0.0000	\$0	\$0
Transition Assistance	0.0000	\$0	\$0	0.0000	\$0	\$0	0.0000	\$0	\$0
Office Support for Veterans Coordinator	0.0000	\$0	\$0	0.0000	\$0	\$0	0.0000	\$0	\$0
Veterans Student Lounge/Gathering Space	0.0000	\$0	\$0	0.0000	\$0	\$0	0.0000	\$0	\$0
GI Bill Certification	0.0000	\$0	\$0	0.0600	\$966	\$1,576	0.0600	\$966	\$1,576
Total	0.0000	\$0	\$0	0.2000	\$3,220	\$5,253	0.2000	\$3,220	\$5,253

# Fiscal Impact of the Programs and Services Related to the Higher Education Veterans Services Act Public Act 096-0133

## Illinois Central College

### Fiscal Year 2022

	Veterans Coordinator			Other Veterans Services			Total Veterans Services		
	Staff Years	State Dollars	Other Dollars	Staff Years	State Dollars	Other Collars	Staff Years	State Dollars	Other Dollars
Academic Counseling	0.0000	\$0	\$0	0.0954	\$0	\$3,648	0.0954	\$0	\$3,648
Academic Support	0.0000	\$0	\$0	0.0000	\$0	\$0	0.0000	\$0	\$0
Campus Social Events	0.0000	\$0	\$0	0.0000	\$0	\$0	0.0000	\$0	\$0
Career Services	0.0000	\$0	\$0	0.0000	\$0	\$0	0.0000	\$0	\$0
Counseling	0.0000	\$0	\$0	0.0415	\$0	\$1,706	0.0415	\$0	\$1,706
Disability Services	0.0000	\$0	\$0	0.0000	\$0	\$0	0.0000	\$0	\$0
Employment Assistance	0.0000	\$0	\$0	0.0000	\$0	\$0	0.0000	\$0	\$0
Financial Aid Assistance Counseling	0.0000	\$0	\$0	0.1071	\$0	\$4,204	0.1071	\$0	\$4,204
Health Services	0.0000	\$0	\$0	0.0000	\$0	\$0	0.0000	\$0	\$0
Mentoring	0.0000	\$0	\$0	0.0000	\$0	\$0	0.0000	\$0	\$0
Orientation	0.0000	\$0	\$0	0.0000	\$0	\$0	0.0000	\$0	\$0
Tuition Assistance Counseling	0.0000	\$0	\$0	0.0117	\$0	\$556	0.0117	\$0	\$556
Transition Assistance	0.0000	\$0	\$0	0.0000	\$0	\$0	0.0000	\$0	\$0
Office Support for Veterans Coordinator	0.0000	\$0	\$0	0.0000	\$0	\$0	0.0000	\$0	\$0
Veterans Student Lounge/Gathering Space	0.0000	\$0	\$0	0.0238	\$0	\$952	0.0238	\$0	\$952
GI Bill Certification	0.0000	\$0	\$0	0.2560	\$0	\$9,953	0.2560	\$0	\$9,953
Total	0.0000	\$0	\$0	0.5354	\$0	\$21,018	0.5354	\$0	\$21,018

# Fiscal Impact of the Programs and Services Related to the Higher Education Veterans Services Act Public Act 096-0133

## Illinois Valley Community College

### Fiscal year 2022

	Veterans Coordinator			Other Veterans Services			Total Veterans Services		
	Staff Years	State Dollars	Other Dollars	Staff Years	State Dollars	Other Collars	Staff Years	State Dollars	Other Dollars
Academic Counseling	0.0000	\$0	\$0	0.0375	\$0	\$1,418	0.0375	\$0	\$1,418
Academic Support	0.0000	\$0	\$0	0.0000	\$0	\$0	0.0000	\$0	\$0
Campus Social Events	0.0000	\$0	\$0	0.0000	\$0	\$0	0.0000	\$0	\$0
Career Services	0.0000	\$0	\$0	0.0000	\$0	\$0	0.0000	\$0	\$0
Counseling	0.0000	\$0	\$0	0.0000	\$0	\$0	0.0000	\$0	\$0
Disability Services	0.0000	\$0	\$0	0.0000	\$0	\$0	0.0000	\$0	\$0
Employment Assistance	0.0000	\$0	\$0	0.0000	\$0	\$0	0.0000	\$0	\$0
Financial Aid Assistance Counseling	0.0000	\$0	\$0	0.1125	\$0	\$4,253	0.1125	\$0	\$4,253
Health Services	0.0000	\$0	\$0	0.0000	\$0	\$0	0.0000	\$0	\$0
Mentoring	0.0000	\$0	\$0	0.0000	\$0	\$0	0.0000	\$0	\$0
Orientation	0.0000	\$0	\$0	0.0000	\$0	\$0	0.0000	\$0	\$0
Tuition Assistance Counseling	0.0000	\$0	\$0	0.0750	\$0	\$2,835	0.0750	\$0	\$2,835
Transition Assistance	0.0000	\$0	\$0	0.0000	\$0	\$0	0.0000	\$0	\$0
Office Support for Veterans Coordinator	0.0000	\$0	\$0	0.3750	\$0	\$14,175	0.3750	\$0	\$14,175
Veterans Student Lounge/Gathering Space	0.0000	\$0	\$0	0.0375	\$0	\$1,418	0.0375	\$0	\$1,418
GI Bill Certification	0.0000	\$0	\$0	0.1125	\$0	\$4,253	0.1125	\$0	\$4,253
Total	0.0000	\$0	\$0	0.7500	\$0	\$28,350	0.7500	\$0	\$28,350



# Fiscal Impact of the Programs and Services Related to the Higher Education Veterans Services Act Public Act 096-0133

## John A. Logan College Fiscal Year 2022

	Veterans Coordinator			Other Veterans Services			Total Veterans Services		
	Staff Years	State Dollars	Other Dollars	Staff Years	State Dollars	Other Collars	Staff Years	State Dollars	Other Dollars
Academic Counseling	0.0000	\$0	\$0	0.3655	\$17,125	\$0	0.3655	\$17,125	\$0
Academic Support	0.0000	\$0	\$0	0.0000	\$0	\$0	0.0000	\$0	\$0
Campus Social Events	0.0000	\$0	\$0	0.0085	\$398	\$0	0.0085	\$398	\$0
Career Services	0.0000	\$0	\$0	0.0000	\$0	\$0	0.0000	\$0	\$0
Counseling	0.0000	\$0	\$0	0.0000	\$0	\$0	0.0000	\$0	\$0
Disability Services	0.0000	\$0	\$0	0.0000	\$0	\$0	0.0000	\$0	\$0
Employment Assistance	0.0000	\$0	\$0	0.0000	\$0	\$0	0.0000	\$0	\$0
Financial Aid Assistance Counseling	0.0000	\$0	\$0	0.0160	\$711	\$0	0.0160	\$711	\$0
Health Services	0.0000	\$0	\$0	0.0000	\$0	\$0	0.0000	\$0	\$0
Mentoring	0.0000	\$0	\$0	0.0408	\$1,507	\$135	0.0408	\$1,507	\$135
Orientation	0.0000	\$0	\$0	0.0000	\$0	\$0	0.0000	\$0	\$0
Tuition Assistance Counseling	0.0000	\$0	\$0	0.0238	\$711	\$135	0.0238	\$711	\$135
Transition Assistance	0.0000	\$0	\$0	0.0310	\$1,336	\$0	0.0310	\$1,336	\$0
Office Support for Veterans Coordinator	0.0000	\$0	\$0	1.4556	\$28,761	\$13,258	1.4556	\$28,761	\$13,258
Veterans Student Lounge/Gathering Space	0.0000	\$0	\$0	0.0000	\$0	\$0	0.0000	\$0	\$0
GI Bill Certification	0.0000	\$0	\$0	0.4400	\$20,538	\$0	0.4400	\$20,538	\$0
Total	0.0000	\$0	\$0	2.3813	\$71,087	\$13,529	2.3813	\$71,087	\$13,529

# Fiscal Impact of the Programs and Services Related to the Higher Education Veterans Services Act Public Act 096-0133

## John Wood Community College

### Fiscal Year 2022

	Veterans Coordinator			Other Veterans Services			Total Veterans Services		
	Staff Years	State Dollars	Other Dollars	Staff Years	State Dollars	Other Collars	Staff Years	State Dollars	Other Dollars
Academic Counseling	0.0600	\$0	\$3,180	0.2300	\$0	\$12,891	0.2900	\$0	\$16,071
Academic Support	0.0000	\$0	\$0	0.0500	\$0	\$4,848	0.0500	\$0	\$4,848
Campus Social Events	0.0000	\$0	\$0	0.0000	\$0	\$0	0.0000	\$0	\$0
Career Services	0.0000	\$0	\$0	0.0700	\$0	\$851	0.0700	\$0	\$851
Counseling	0.0000	\$0	\$0	0.0000	\$0	\$0	0.0000	\$0	\$0
Disability Services	0.0000	\$0	\$0	0.0000	\$0	\$0	0.0000	\$0	\$0
Employment Assistance	0.0000	\$0	\$0	0.0000	\$0	\$0	0.0000	\$0	\$0
Financial Aid Assistance Counseling	0.0000	\$0	\$0	0.0500	\$0	\$2,771	0.0500	\$0	\$2,771
Health Services	0.0000	\$0	\$0	0.0000	\$0	\$0	0.0000	\$0	\$0
Mentoring	0.0000	\$0	\$0	0.0000	\$0	\$0	0.0000	\$0	\$0
Orientation	0.0000	\$0	\$0	0.0000	\$0	\$0	0.0000	\$0	\$0
Tuition Assistance Counseling	0.0000	\$0	\$0	0.0000	\$0	\$0	0.0000	\$0	\$0
Transition Assistance	0.0000	\$0	\$0	0.0000	\$0	\$0	0.0000	\$0	\$0
Office Support for Veterans Coordinator	0.0000	\$0	\$0	0.0000	\$0	\$0	0.0000	\$0	\$0
Veterans Student Lounge/Gathering Space	0.0000	\$0	\$0	0.0000	\$0	\$0	0.0000	\$0	\$0
GI Bill Certification	0.2400	\$0	\$12,719	0.0000	\$0	\$0	0.2400	\$0	\$12,719
Total	0.3000	\$0	\$15,899	0.4000	\$0	\$21,361	0.7000	\$0	\$37,259

# Fiscal Impact of the Programs and Services Related to the Higher Education Veterans Services Act Public Act 096-0133

## Joliet Junior College

### Fiscal Year 2022

	Veterans Coordinator			Other Veterans Services			Total Veterans Services		
	Staff Years	State Dollars	Other Dollars	Staff Years	State Dollars	Other Collars	Staff Years	State Dollars	Other Dollars
Academic Counseling	0.0000	\$0	\$0	0.2000	\$0	\$14,282	0.2000	\$0	\$14,282
Academic Support	0.0000	\$0	\$0	0.1000	\$0	\$7,141	0.1000	\$0	\$7,141
Campus Social Events	0.0000	\$0	\$0	0.0000	\$0	\$0	0.0000	\$0	\$0
Career Services	0.0000	\$0	\$0	0.0000	\$0	\$0	0.0000	\$0	\$0
Counseling	0.0000	\$0	\$0	0.0000	\$0	\$0	0.0000	\$0	\$0
Disability Services	0.0000	\$0	\$0	0.0000	\$0	\$0	0.0000	\$0	\$0
Employment Assistance	0.0000	\$0	\$0	0.0000	\$0	\$0	0.0000	\$0	\$0
Financial Aid Assistance Counseling	0.0000	\$0	\$0	0.1000	\$0	\$7,141	0.1000	\$0	\$7,141
Health Services	0.0000	\$0	\$0	0.0000	\$0	\$0	0.0000	\$0	\$0
Mentoring	0.0000	\$0	\$0	0.0000	\$0	\$0	0.0000	\$0	\$0
Orientation	0.0000	\$0	\$0	0.0000	\$0	\$0	0.0000	\$0	\$0
Tuition Assistance Counseling	0.0000	\$0	\$0	0.0000	\$0	\$0	0.0000	\$0	\$0
Transition Assistance	0.0000	\$0	\$0	0.1000	\$0	\$7,141	0.1000	\$0	\$7,141
Office Support for Veterans Coordinator	0.0000	\$0	\$0	0.6250	\$0	\$22,256	0.6250	\$0	\$22,256
Veterans Student Lounge/Gathering Space	0.0000	\$0	\$0	0.0000	\$0	\$0	0.0000	\$0	\$0
GI Bill Certification	0.0000	\$0	\$0	0.5000	\$0	\$35,705	0.5000	\$0	\$35,705
Total	0.0000	\$0	\$0	1.6250	\$0	\$93,665	1.6250	\$0	\$93,665

# Fiscal Impact of the Programs and Services Related to the Higher Education Veterans Services Act Public Act 096-0133

## Kankakee Community College

### Fiscal Year 2022

	Veterans Coordinator			Other Veterans Services			Total Veterans Services		
	Staff Years	State Dollars	Other Dollars	Staff Years	State Dollars	Other Collars	Staff Years	State Dollars	Other Dollars
Academic Counseling	0.0000	\$0	\$0	0.0000	\$0	\$0	0.0000	\$0	\$0
Academic Support	0.0000	\$0	\$0	0.0000	\$0	\$0	0.0000	\$0	\$0
Campus Social Events	0.0525	\$929	\$1,858	0.0000	\$0	\$0	0.0525	\$929	\$1,858
Career Services	0.0000	\$0	\$0	0.0000	\$0	\$0	0.0000	\$0	\$0
Counseling	0.0000	\$0	\$0	0.0000	\$0	\$0	0.0000	\$0	\$0
Disability Services	0.0000	\$0	\$0	0.0000	\$0	\$0	0.0000	\$0	\$0
Employment Assistance	0.0200	\$382	\$797	0.0000	\$0	\$0	0.0200	\$382	\$797
Financial Aid Assistance Counseling	0.1425	\$2,355	\$4,710	0.0000	\$0	\$0	0.1425	\$2,355	\$4,710
Health Services	0.0000	\$0	\$0	0.0000	\$0	\$0	0.0000	\$0	\$0
Mentoring	0.0000	\$0	\$68	0.0000	\$0	\$0	0.0000	\$0	\$68
Orientation	0.0200	\$382	\$763	0.0000	\$0	\$0	0.0200	\$382	\$763
Tuition Assistance Counseling	0.0000	\$0	\$34	0.0000	\$0	\$0	0.0000	\$0	\$34
Transition Assistance	0.0000	\$0	\$0	0.0000	\$0	\$0	0.0000	\$0	\$0
Office Support for Veterans Coordinator	0.1250	\$1,656	\$3,447	0.0000	\$0	\$0	0.1250	\$1,656	\$3,447
Veterans Student Lounge/Gathering Space	0.0650	\$1,095	\$2,189	0.0000	\$0	\$0	0.0650	\$1,095	\$2,189
GI Bill Certification	0.1850	\$3,385	\$7,108	0.0000	\$0	\$0	0.1850	\$3,385	\$7,108
Student Veterans Organization	0.0400	\$763	\$1,594	0.0000	\$0	\$0	0.0400	\$763	\$1,594
Total	0.6500	\$10,947	\$22,567	0.0000	\$0	\$0	0.6500	\$10,947	\$22,567

# Fiscal Impact of the Programs and Services Related to the Higher Education Veterans Services Act Public Act 096-0133

## Kaskaskia College

### Fiscal Year 2022

	Veterans Coordinator			Other Veterans Services			Total Veterans Services		
	Staff Years	State Dollars	Other Dollars	Staff Years	State Dollars	Other Collars	Staff Years	State Dollars	Other Dollars
Academic Support	0.0000	\$0	\$0	0.1500	\$10,693	\$0	0.1500	\$10,693	\$0
Campus Social Events	0.0000	\$0	\$0	0.1000	\$8,163	\$0	0.1000	\$8,163	\$0
Career Services	0.0000	\$0	\$0	0.0000	\$0	\$0	0.0000	\$0	\$0
Counseling	0.0000	\$0	\$0	0.0000	\$0	\$0	0.0000	\$0	\$0
Disability Services	0.0000	\$0	\$0	0.2000	\$10,722	\$0	0.2000	\$10,722	\$0
Employment Assistance	0.0000	\$0	\$0	0.0000	\$0	\$0	0.0000	\$0	\$0
Financial Aid Assistance Counseling	0.2125	\$11,218	\$0	0.1350	\$8,244	\$0	0.3475	\$19,463	\$0
Health Services	0.0000	\$0	\$0	0.1000	\$8,163	\$0	0.1000	\$8,163	\$0
Mentoring	0.0425	\$2,244	\$0	0.1000	\$8,163	\$0	0.1425	\$10,406	\$0
Orientation	0.0425	\$2,244	\$0	0.0000	\$0	\$0	0.0425	\$2,244	\$0
Tuition Assistance Counseling	0.0000	\$0	\$0	0.0000	\$0	\$0	0.0000	\$0	\$0
Transition Assistance	0.0000	\$0	\$0	0.0000	\$0	\$0	0.0000	\$0	\$0
Office Support for Veterans Coordinator	0.0000	\$0	\$0	0.0000	\$0	\$0	0.0000	\$0	\$0
Veterans Student Lounge/Gathering Space	0.0425	\$2,244	\$0	0.0000	\$0	\$0	0.0425	\$2,244	\$0
GI Bill Certification	0.2975	\$15,706	\$0	0.0150	\$916	\$0	0.3125	\$16,622	\$0
Total	0.8500	\$44,873	\$0	0.9500	\$62,655	\$0	1.8000	\$107,528	\$0

# Fiscal Impact of the Programs and Services Related to the Higher Education Veterans Services Act Public Act 096-0133

## Kishwaukee College

### Fiscal Year 2022

	Veterans Coordinator			Other Veterans Services			Total Veterans Services		
	Staff Years	State Dollars	Other Dollars	Staff Years	State Dollars	Other Collars	Staff Years	State Dollars	Other Dollars
Academic Counseling	0.0000	\$0	\$0	0.0000	\$0	\$0	0.0000	\$0	\$0
Academic Support	0.0000	\$0	\$0	0.0000	\$0	\$0	0.0000	\$0	\$0
Campus Social Events	0.0000	\$0	\$0	0.0000	\$0	\$0	0.0000	\$0	\$0
Career Services	0.0000	\$0	\$0	0.0000	\$0	\$0	0.0000	\$0	\$0
Counseling	0.0000	\$0	\$0	0.0325	\$1,735	\$0	0.0325	\$1,735	\$0
Disability Services	0.0000	\$0	\$0	0.0000	\$0	\$0	0.0000	\$0	\$0
Employment Assistance	0.0000	\$0	\$0	0.0000	\$0	\$0	0.0000	\$0	\$0
Financial Aid Assistance Counseling	0.0000	\$0	\$0	0.1250	\$6,673	\$0	0.1250	\$6,673	\$0
Health Services	0.0000	\$0	\$0	0.0000	\$0	\$0	0.0000	\$0	\$0
Mentoring	0.0000	\$0	\$0	0.0000	\$0	\$0	0.0000	\$0	\$0
Orientation	0.0000	\$0	\$0	0.0000	\$0	\$0	0.0000	\$0	\$0
Tuition Assistance Counseling	0.0000	\$0	\$0	0.0300	\$1,602	\$0	0.0300	\$1,602	\$0
Transition Assistance	0.0000	\$0	\$0	0.0000	\$0	\$0	0.0000	\$0	\$0
Office Support for Veterans Coordinator	0.0000	\$0	\$0	0.0000	\$0	\$0	0.0000	\$0	\$0
Veterans Student Lounge/Gathering Space	0.0000	\$0	\$0	0.0000	\$0	\$0	0.0000	\$0	\$0
GI Bill Certification	0.0000	\$0	\$0	0.0625	\$3,336	\$0	0.0625	\$3,336	\$0
Total	0.0000	\$0	\$0	0.2500	\$13,346	\$0	0.2500	\$13,346	\$0

# Fiscal Impact of the Programs and Services Related to the Higher Education Veterans Services Act Public Act 096-0133

## Lake Land College Fiscal Year 2022

	Veterans Coordinator			Other Veterans Services			Total Veterans Services		
	Staff Years	State Dollars	Other Dollars	Staff Years	State Dollars	Other Collars	Staff Years	State Dollars	Other Dollars
Academic Counseling	0.0000	\$0	\$0	0.0000	\$2,817	\$6,574	0.0000	\$2,817	\$6,574
Academic Support	0.0000	\$0	\$0	0.0000	\$163	\$378	0.0000	\$163	\$378
Campus Social Events	0.0000	\$0	\$0	0.0000	\$341	\$794	0.0000	\$341	\$794
Career Services	0.0000	\$0	\$0	0.0000	\$308	\$720	0.0000	\$308	\$720
Counseling	0.0000	\$0	\$0	0.0000	\$2,817	\$6,574	0.0000	\$2,817	\$6,574
Disability Services	0.0000	\$0	\$0	0.0000	\$894	\$2,085	0.0000	\$894	\$2,085
Employment Assistance	0.0000	\$0	\$0	0.0000	\$308	\$720	0.0000	\$308	\$720
Financial Aid Assistance Counseling	0.0850	\$2,391	\$5,579	0.0000	\$0	\$0	0.0850	\$2,391	\$5,579
Health Services	0.0000	\$0	\$0	0.0000	\$328	\$764	0.0000	\$328	\$764
Mentoring	0.0255	\$717	\$1,674	0.0000	\$0	\$0	0.0255	\$717	\$1,674
Orientation	0.0000	\$0	\$0	0.0000	\$704	\$1,643	0.0000	\$704	\$1,643
Tuition Assistance Counseling	0.0170	\$478	\$1,116	0.0000	\$0	\$0	0.0170	\$478	\$1,116
Transition Assistance	0.0000	\$0	\$0	0.0000	\$0	\$0	0.0000	\$0	\$0
Office Support for Veterans Coordinator	0.0000	\$0	\$0	0.0000	\$207	\$483	0.0000	\$207	\$483
Veterans Student Lounge/Gathering Space	0.0000	\$0	\$0	0.0000	\$0	\$0	0.0000	\$0	\$0
GI Bill Certification	0.7225	\$20,325	\$47,426	0.0000	\$0	\$0	0.7225	\$20,325	\$47,426
Total	0.8500	\$23,911	\$55,795	0.0000	\$8,887	\$20,735	0.8500	\$32,798	\$76,530

# Fiscal Impact of the Programs and Services Related to the Higher Education Veterans Services Act Public Act 096-0133

## Lewis & Clark Community College

### Fiscal Year 2022

	Veterans Coordinator			Other Veterans Services			Total Veterans Services		
	Staff Years	State Dollars	Other Dollars	Staff Years	State Dollars	Other Collars	Staff Years	State Dollars	Other Dollars
Academic Counseling	0.0250	\$2,659	\$0	0.0000	\$0	\$0	0.0250	\$2,659	\$0
Academic Support	0.0250	\$2,659	\$0	0.0000	\$0	\$0	0.0250	\$2,659	\$0
Campus Social Events	0.0250	\$2,659	\$0	0.0000	\$0	\$0	0.0250	\$2,659	\$0
Career Services	0.0500	\$5,318	\$0	0.0000	\$0	\$0	0.0500	\$5,318	\$0
Counseling	0.0250	\$2,659	\$0	0.0000	\$0	\$0	0.0250	\$2,659	\$0
Disability Services	0.0250	\$2,659	\$0	0.0000	\$0	\$0	0.0250	\$2,659	\$0
Employment Assistance	0.0250	\$2,659	\$0	0.0000	\$0	\$0	0.0250	\$2,659	\$0
Financial Aid Assistance Counseling	0.0250	\$2,659	\$0	0.0000	\$0	\$0	0.0250	\$2,659	\$0
Health Services	0.0750	\$7,976	\$0	0.0000	\$0	\$0	0.0750	\$7,976	\$0
Mentoring	0.0250	\$2,659	\$0	0.0000	\$0	\$0	0.0250	\$2,659	\$0
Orientation	0.0250	\$2,659	\$0	0.0000	\$0	\$0	0.0250	\$2,659	\$0
Tuition Assistance Counseling	0.0250	\$2,659	\$0	0.0000	\$0	\$0	0.0250	\$2,659	\$0
Transition Assistance	0.0250	\$2,659	\$0	0.0000	\$0	\$0	0.0250	\$2,659	\$0
Office Support for Veterans Coordinator	0.0000	\$0	\$0	0.0000	\$0	\$0	0.0000	\$0	\$0
Veterans Student Lounge/Gathering Space	0.0250	\$2,659	\$0	0.0000	\$0	\$0	0.0250	\$2,659	\$0
GI Bill Certification	0.0000	\$0	\$0	0.0000	\$0	\$0	0.0000	\$0	\$0
Liaison w/Community Agencies & Organization	0.0250	\$2,659	\$0	0.0000	\$0	\$0	0.0250	\$2,659	\$0
Liaison w/Area Veterans Services Organizations	0.0250	\$2,659	\$0	0.0000	\$0	\$0	0.0250	\$2,659	\$0
Liaison w/Faculty, Staff and Administration	0.0250	\$2,659	\$0	0.0000	\$0	\$0	0.0250	\$2,659	\$0
Total	0.5000	\$53,176	\$0	0.0000	\$0	\$0	0.5000	\$53,176	\$0



# Fiscal Impact of the Programs and Services Related to the Higher Education Veterans Services Act Public Act 096-0133

## Lincoln Land Community College

### Fiscal Year 2022

	Veterans Coordinator			Other Veterans Services			Total Veterans Services		
	Staff Years	State Dollars	Other Dollars	Staff Years	State Dollars	Other Collars	Staff Years	State Dollars	Other Dollars
Academic Counseling	0.0000	\$0	\$0	0.1150	\$713	\$7,116	0.1150	\$713	\$7,116
Academic Support	0.0000	\$0	\$0	0.1450	\$880	\$8,784	0.1450	\$880	\$8,784
Campus Social Events	0.0000	\$0	\$0	0.0300	\$170	\$1,697	0.0300	\$170	\$1,697
Career Services	0.0000	\$0	\$0	0.0150	\$82	\$816	0.0150	\$82	\$816
Counseling	0.0000	\$0	\$0	0.0000	\$156	\$1,558	0.0000	\$156	\$1,558
Disability Services	0.0000	\$0	\$0	0.0300	\$246	\$2,454	0.0300	\$246	\$2,454
Employment Assistance	0.0000	\$0	\$0	0.0150	\$82	\$816	0.0150	\$82	\$816
Financial Aid Assistance Counseling	0.0000	\$0	\$0	0.2300	\$1,377	\$13,917	0.2300	\$1,377	\$13,917
Health Services	0.0000	\$0	\$0	0.0000	\$0	\$0	0.0000	\$0	\$0
Mentoring	0.0000	\$0	\$0	0.0000	\$0	\$0	0.0000	\$0	\$0
Orientation	0.0000	\$0	\$0	0.0300	\$178	\$1,780	0.0300	\$178	\$1,780
Tuition Assistance Counseling	0.0000	\$0	\$0	0.0500	\$312	\$3,113	0.0500	\$312	\$3,113
Transition Assistance	0.0000	\$0	\$0	0.0800	\$554	\$5,528	0.0800	\$554	\$5,528
Office Support for Veterans Coordinator	0.0000	\$0	\$0	0.0000	\$0	\$0	0.0000	\$0	\$0
Veterans Student Lounge/Gathering Space	0.0000	\$0	\$0	0.0000	\$0	\$0	0.0000	\$0	\$0
GI Bill Certification	0.0000	\$0	\$0	0.4000	\$2,494	\$24,904	0.4000	\$2,494	\$24,904
Administrative Duties, Testing & Placement	0.0000	\$0	\$0	0.0300	\$207	\$2,071	0.0300	\$207	\$2,071
Outreach	0.0000	\$0	\$0	0.1000	\$685	\$6,838	0.1000	\$685	\$6,838
Course Registration	0.0000	\$0	\$0	0.0300	\$129	\$1,291	0.0300	\$129	\$1,291
Student Records, Transcripts	0.0000	\$0	\$0	0.0300	\$217	\$2,171	0.0300	\$217	\$2,171
Total	0.0000	\$0	\$0	1.3300	\$8,482	\$84,854	1.3300	\$8,482	\$84,854

# Fiscal Impact of the Programs and Services Related to the Higher Education Veterans Services Act Public Act 096-0133

## McHenry County College

### Fiscal Year 2022

	Veterans Coordinator			Other Veterans Services			Total Veterans Services		
	Staff Years	State Dollars	Other Dollars	Staff Years	State Dollars	Other Collars	Staff Years	State Dollars	Other Dollars
Academic Counseling	0.0272	\$310	\$937	0.0000	\$0	\$0	0.0272	\$310	\$937
Academic Support	0.0272	\$310	\$937	0.0000	\$0	\$0	0.0272	\$310	\$937
Campus Social Events	0.0054	\$62	\$187	0.0000	\$0	\$0	0.0054	\$62	\$187
Career Services	0.0000	\$0	\$0	0.0000	\$0	\$0	0.0000	\$0	\$0
Counseling	0.0000	\$0	\$0	0.0000	\$0	\$0	0.0000	\$0	\$0
Disability Services	0.0109	\$124	\$375	0.0000	\$0	\$0	0.0109	\$124	\$375
Employment Assistance	0.0000	\$0	\$0	0.0000	\$0	\$0	0.0000	\$0	\$0
Financial Aid Assistance Counseling	0.1359	\$1,548	\$4,685	0.0000	\$0	\$0	0.1359	\$1,548	\$4,685
Health Services	0.0054	\$62	\$187	0.0000	\$0	\$0	0.0054	\$62	\$187
Mentoring	0.0000	\$0	\$0	0.0000	\$0	\$0	0.0000	\$0	\$0
Orientation	0.0272	\$310	\$937	0.0000	\$0	\$0	0.0272	\$310	\$937
Tuition Assistance Counseling	0.0272	\$310	\$937	0.0000	\$0	\$0	0.0272	\$310	\$937
Transition Assistance	0.0000	\$0	\$0	0.0000	\$0	\$0	0.0000	\$0	\$0
Office Support for Veterans Coordinator	0.0109	\$124	\$375	0.0000	\$0	\$0	0.0109	\$124	\$375
Veterans Student Lounge/Gathering Space	0.0218	\$248	\$750	0.0000	\$0	\$0	0.0218	\$248	\$750
GI Bill Certification	0.2447	\$2,786	\$8,433	0.0000	\$0	\$0	0.2447	\$2,786	\$8,433
Total	0.5438	\$6,190	\$18,741	0.0000	\$0	\$0	0.5438	\$6,190	\$18,741

# Fiscal Impact of the Programs and Services Related to the Higher Education Veterans Services Act Public Act 096-0133

## Moraine Valley Community College

### Fiscal Year 2022

	Veterans Coordinator			Other Veterans Services			Total Veterans Services		
	Staff Years	State Dollars	Other Dollars	Staff Years	State Dollars	Other Collars	Staff Years	State Dollars	Other Dollars
Academic Counseling	0.2000	\$17,742	\$0	0.1500	\$6,336	\$0	0.3500	\$24,078	\$0
Academic Support	0.3000	\$26,613	\$0	0.2000	\$8,448	\$0	0.5000	\$35,061	\$0
Campus Social Events	0.0000	\$0	\$0	0.0000	\$0	\$0	0.0000	\$0	\$0
Career Services	0.0000	\$0	\$0	0.0000	\$0	\$0	0.0000	\$0	\$0
Counseling	0.0000	\$0	\$0	0.0000	\$0	\$0	0.0000	\$0	\$0
Disability Services	0.0000	\$0	\$0	0.0000	\$0	\$0	0.0000	\$0	\$0
Employment Assistance	0.0000	\$0	\$0	0.0000	\$0	\$0	0.0000	\$0	\$0
Financial Aid Assistance Counseling	0.0000	\$0	\$0	0.0000	\$0	\$0	0.0000	\$0	\$0
Health Services	0.0000	\$0	\$0	0.0000	\$0	\$0	0.0000	\$0	\$0
Mentoring	0.1000	\$8,871	\$0	0.0500	\$2,112	\$0	0.1500	\$10,983	\$0
Orientation	0.2000	\$17,742	\$0	0.0500	\$2,112	\$0	0.2500	\$19,854	\$0
Tuition Assistance Counseling	0.0000	\$0	\$0	0.0000	\$0	\$0	0.0000	\$0	\$0
Transition Assistance	0.0000	\$0	\$0	0.0000	\$0	\$0	0.0000	\$0	\$0
Office Support for Veterans Coordinator	0.0000	\$0	\$0	0.0000	\$0	\$0	0.0000	\$0	\$0
Veterans Student Lounge/Gathering Space	0.0500	\$4,436	\$0	0.0500	\$2,112	\$0	0.1000	\$6,548	\$0
GI Bill Certification	0.0500	\$4,436	\$0	0.2900	\$6,600	\$0	0.3400	\$11,035	\$0
VA Training	0.0500	\$4,436	\$0	0.0425	\$912	\$0	0.0925	\$5,348	\$0
VA Reports	0.0500	\$4,436	\$0	0.0425	\$912	\$0	0.0925	\$5,348	\$0
Financial Aid Assistance Grants & Scholarships	0.0000	\$0	\$0	0.0475	\$84	\$0	0.0475	\$84	\$0
Financial Aid Expeditor	0.0000	\$0	\$0	0.4775	\$9,827	\$0	0.4775	\$9,827	\$0
Total	1.0000	\$88,710	\$0	1.4000	\$39,456	\$0	2.4000	\$128,166	\$0

# Fiscal Impact of the Programs and Services Related to the Higher Education Veterans Services Act Public Act 096-0133

## Morton College Fiscal Year 2022

	Veterans Coordinator			Other Veterans Services			Total Veterans Services		
	Staff Years	State Dollars	Other Dollars	Staff Years	State Dollars	Other Collars	Staff Years	State Dollars	Other Dollars
Academic Counseling	0.0000	\$0	\$0	0.0250	\$1,770	\$0	0.0250	\$1,770	\$0
Academic Support	0.0000	\$0	\$0	0.0250	\$1,770	\$0	0.0250	\$1,770	\$0
Campus Social Events	0.0500	\$2,935	\$0	0.0025	\$244	\$0	0.0525	\$3,179	\$0
Career Services	0.0000	\$0	\$0	0.0000	\$0	\$0	0.0000	\$0	\$0
Counseling	0.0000	\$0	\$0	0.0000	\$0	\$0	0.0000	\$0	\$0
Disability Services	0.0000	\$0	\$0	0.1000	\$7,220	\$0	0.1000	\$7,220	\$0
Employment Assistance	0.0000	\$0	\$0	0.0000	\$0	\$0	0.0000	\$0	\$0
Financial Aid Assistance Counseling	0.5000	\$29,350	\$0	0.0475	\$4,631	\$0	0.5475	\$33,981	\$0
Health Services	0.0000	\$0	\$0	0.0000	\$0	\$0	0.0000	\$0	\$0
Mentoring	0.0000	\$0	\$0	0.0000	\$0	\$0	0.0000	\$0	\$0
Orientation	0.0000	\$0	\$0	0.0000	\$0	\$0	0.0000	\$0	\$0
Tuition Assistance Counseling	0.0000	\$0	\$0	0.0000	\$0	\$0	0.0000	\$0	\$0
Transition Assistance	0.0000	\$0	\$0	0.0000	\$0	\$0	0.0000	\$0	\$0
Office Support for Veterans Coordinator	0.0000	\$0	\$0	0.0000	\$0	\$0	0.0000	\$0	\$0
Veterans Student Lounge/Gathering Space	0.0000	\$0	\$0	0.0000	\$0	\$0	0.0000	\$0	\$0
GI Bill Certification	0.4500	\$26,415	\$0	0.0000	\$0	\$0	0.4500	\$26,415	\$0
Total	1.0000	\$58,700	\$0	0.2000	\$15,636	\$0	1.2000	\$74,336	\$0

# Fiscal Impact of the Programs and Services Related to the Higher Education Veterans Services Act Public Act 096-0133

## Oakton Community College

### Fiscal Year 2022

	Veterans Coordinator			Other Veterans Services			Total Veterans Services		
	Staff Years	State Dollars	Other Dollars	Staff Years	State Dollars	Other Collars	Staff Years	State Dollars	Other Dollars
Academic Counseling	0.0000	\$0	\$0	0.1600	\$12,451	\$0	0.1600	\$12,451	\$0
Academic Support	0.0000	\$0	\$0	0.1000	\$5,602	\$0	0.1000	\$5,602	\$0
Campus Social Events	0.0000	\$0	\$0	0.0240	\$664	\$0	0.0240	\$664	\$0
Career Services	0.0000	\$0	\$0	0.0300	\$693	\$0	0.0300	\$693	\$0
Counseling	0.0000	\$0	\$0	0.0500	\$2,524	\$0	0.0500	\$2,524	\$0
Disability Services	0.0000	\$0	\$0	0.1000	\$2,924	\$0	0.1000	\$2,924	\$0
Employment Assistance	0.0000	\$0	\$0	0.0000	\$0	\$0	0.0000	\$0	\$0
Financial Aid Assistance Counseling	0.0000	\$0	\$0	0.1275	\$4,796	\$0	0.1275	\$4,796	\$0
Health Services	0.0000	\$0	\$0	0.0500	\$2,524	\$0	0.0500	\$2,524	\$0
Mentoring	0.0000	\$0	\$0	0.0060	\$166	\$0	0.0060	\$166	\$0
Orientation	0.0000	\$0	\$0	0.0400	\$3,113	\$0	0.0400	\$3,113	\$0
Tuition Assistance Counseling	0.0000	\$0	\$0	0.0000	\$0	\$0	0.0000	\$0	\$0
Transition Assistance	0.0000	\$0	\$0	0.0000	\$0	\$0	0.0000	\$0	\$0
Office Support for Veterans Coordinator	0.0000	\$0	\$0	0.0000	\$0	\$0	0.0000	\$0	\$0
Veterans Student Lounge/Gathering Space	0.0000	\$0	\$0	0.0000	\$0	\$0	0.0000	\$0	\$0
GI Bill Certification	0.0000	\$0	\$0	0.0225	\$846	\$0	0.0225	\$846	\$0
Total	0.0000	\$0	\$0	0.7100	\$36,304	\$0	0.7100	\$36,304	\$0

# Fiscal Impact of the Programs and Services Related to the Higher Education Veterans Services Act Public Act 096-0133

## Parkland College Fiscal Year 2022

	Veterans Coordinator			Other Veterans Services			Total Veterans Services		
	Staff Years	State Dollars	Other Dollars	Staff Years	State Dollars	Other Collars	Staff Years	State Dollars	Other Dollars
Academic Counseling	0.0000	\$0	\$0	0.3800	\$2,588	\$27,858	0.3800	\$2,588	\$27,858
Academic Support	0.0000	\$0	\$0	0.1000	\$1,734	\$18,667	0.1000	\$1,734	\$18,667
Campus Social Events	0.0000	\$0	\$0	0.0500	\$543	\$5,842	0.0500	\$543	\$5,842
Career Services	0.0000	\$0	\$0	0.0100	\$115	\$1,240	0.0100	\$115	\$1,240
Counseling	0.0000	\$0	\$0	0.0800	\$739	\$7,954	0.0800	\$739	\$7,954
Disability Services	0.0000	\$0	\$0	0.3500	\$1,834	\$19,747	0.3500	\$1,834	\$19,747
Employment Assistance	0.0000	\$0	\$0	0.0100	\$115	\$1,240	0.0100	\$115	\$1,240
Financial Aid Assistance Counseling	0.0000	\$0	\$0	0.5875	\$4,473	\$48,152	0.5875	\$4,473	\$48,152
Health Services	0.0000	\$0	\$0	0.0250	\$312	\$3,258	0.0250	\$312	\$3,258
Mentoring	0.0000	\$0	\$0	0.0000	\$0	\$0	0.0000	\$0	\$0
Orientation	0.0000	\$0	\$0	0.0750	\$655	\$9,493	0.0750	\$655	\$9,493
Tuition Assistance Counseling	0.0000	\$0	\$0	0.0000	\$0	\$0	0.0000	\$0	\$0
Transition Assistance	0.0000	\$0	\$0	0.0000	\$0	\$0	0.0000	\$0	\$0
Office Support for Veterans Coordinator	0.0000	\$0	\$0	0.0000	\$0	\$0	0.0000	\$0	\$0
Veterans Student Lounge/Gathering Space	0.0000	\$0	\$0	0.0000	\$0	\$0	0.0000	\$0	\$0
GI Bill Certification	0.0000	\$0	\$0	0.5625	\$4,212	\$45,339	0.5625	\$4,212	\$45,339
Total	0.0000	\$0	\$0	2.2300	\$17,320	\$188,791	2.2300	\$17,320	\$188,791

# Fiscal Impact of the Programs and Services Related to the Higher Education Veterans Services Act Public Act 096-0133

## Prairie State College Fiscal Year 2022

	Veterans Coordinator			Other Veterans Services			Total Veterans Services		
	Staff Years	State Dollars	Other Dollars	Staff Years	State Dollars	Other Collars	Staff Years	State Dollars	Other Dollars
Academic Counseling	0.0500	\$2,811	\$0	0.0000	\$0	\$0	0.0500	\$2,811	\$0
Academic Support	0.0000	\$0	\$0	0.0000	\$0	\$0	0.0000	\$0	\$0
Campus Social Events	0.1000	\$7,519	\$0	0.0000	\$0	\$0	0.1000	\$7,519	\$0
Career Services	0.0500	\$2,811	\$0	0.0000	\$0	\$0	0.0500	\$2,811	\$0
Counseling	0.1000	\$5,623	\$0	0.0000	\$0	\$0	0.1000	\$5,623	\$0
Disability Services	0.0000	\$0	\$0	0.0000	\$0	\$0	0.0000	\$0	\$0
Employment Assistance	0.1000	\$5,623	\$0	0.0000	\$0	\$0	0.1000	\$5,623	\$0
Financial Aid Assistance Counseling	0.1000	\$5,623	\$0	0.0000	\$0	\$0	0.1000	\$5,623	\$0
Health Services	0.0000	\$0	\$0	0.0000	\$0	\$0	0.0000	\$0	\$0
Mentoring	0.1000	\$5,623	\$0	0.0000	\$0	\$0	0.1000	\$5,623	\$0
Orientation	0.1000	\$5,667	\$0	0.0000	\$0	\$0	0.1000	\$5,667	\$0
Tuition Assistance Counseling	0.0000	\$0	\$0	0.0000	\$0	\$0	0.0000	\$0	\$0
Transition Assistance	0.0500	\$2,811	\$0	0.0000	\$0	\$0	0.0500	\$2,811	\$0
Office Support for Veterans Coordinator	0.0000	\$290	\$0	0.0000	\$0	\$0	0.0000	\$290	\$0
Veterans Student Lounge/Gathering Space	0.0500	\$2,811	\$0	0.0000	\$0	\$0	0.0500	\$2,811	\$0
GI Bill Certification	0.2000	\$11,246	\$0	0.0000	\$0	\$0	0.2000	\$11,246	\$0
Total	1.0000	\$58,459	\$0	0.0000	\$0	\$0	1.0000	\$58,459	\$0

# Fiscal Impact of the Programs and Services Related to the Higher Education Veterans Services Act Public Act 096-0133

## Rend Lake College Fiscal Year 2022

	Veterans Coordinator			Other Veterans Services			Total Veterans Services		
	Staff Years	State Dollars	Other Dollars	Staff Years	State Dollars	Other Collars	Staff Years	State Dollars	Other Dollars
Academic Counseling	0.0000	\$0	\$0	0.0106	\$3,218	\$0	0.0106	\$3,218	\$0
Academic Support	0.0000	\$0	\$0	0.0213	\$2,000	\$0	0.0213	\$2,000	\$0
Campus Social Events	0.0000	\$0	\$0	0.0200	\$1,067	\$0	0.0200	\$1,067	\$0
Career Services	0.0000	\$0	\$0	0.0000	\$185	\$180	0.0000	\$185	\$180
Counseling	0.0000	\$0	\$0	0.0000	\$1,371	\$485	0.0000	\$1,371	\$485
Disability Services	0.0000	\$0	\$0	0.0000	\$555	\$0	0.0000	\$555	\$0
Employment Assistance	0.0000	\$0	\$0	0.0000	\$185	\$180	0.0000	\$185	\$180
Financial Aid Assistance Counseling	0.0000	\$0	\$0	0.1400	\$7,466	\$0	0.1400	\$7,466	\$0
Health Services	0.0000	\$0	\$0	0.0000	\$1,371	\$485	0.0000	\$1,371	\$485
Mentoring	0.0000	\$0	\$0	0.0000	\$0	\$0	0.0000	\$0	\$0
Orientation	0.0000	\$0	\$0	0.0200	\$1,067	\$0	0.0200	\$1,067	\$0
Tuition Assistance Counseling	0.0000	\$0	\$0	0.0000	\$0	\$0	0.0000	\$0	\$0
Transition Assistance	0.0000	\$0	\$0	0.0206	\$1,256	\$0	0.0206	\$1,256	\$0
Office Support for Veterans Coordinator	0.0000	\$0	\$0	0.1400	\$7,466	\$0	0.1400	\$7,466	\$0
Veterans Student Lounge/Gathering Space	0.0000	\$0	\$0	0.0000	\$0	\$0	0.0000	\$0	\$0
GI Bill Certification	0.0000	\$0	\$0	0.0400	\$2,133	\$0	0.0400	\$2,133	\$0
Total	0.0000	\$0	\$0	0.4125	\$29,340	\$1,329	0.4125	\$29,340	\$1,329



# Fiscal Impact of the Programs and Services Related to the Higher Education Veterans Services Act Public Act 096-0133

## Richland Community College

### Fiscal Year 2022

	Veterans Coordinator			Other Veterans Services			Total Veterans Services		
	Staff Years	State Dollars	Other Dollars	Staff Years	State Dollars	Other Collars	Staff Years	State Dollars	Other Dollars
Academic Counseling	0.0000	\$0	\$0	0.0250	\$0	\$1,050	0.0250	\$0	\$1,050
Academic Support	0.0000	\$0	\$0	0.0000	\$0	\$0	0.0000	\$0	\$0
Campus Social Events	0.0000	\$0	\$0	0.0500	\$0	\$2,100	0.0500	\$0	\$2,100
Career Services	0.0000	\$0	\$0	0.0350	\$0	\$1,470	0.0350	\$0	\$1,470
Counseling	0.0000	\$0	\$0	0.0000	\$0	\$0	0.0000	\$0	\$0
Disability Services	0.0000	\$0	\$0	0.0000	\$0	\$0	0.0000	\$0	\$0
Employment Assistance	0.0000	\$0	\$0	0.0000	\$0	\$0	0.0000	\$0	\$0
Financial Aid Assistance Counseling	0.0000	\$0	\$0	0.1000	\$0	\$4,200	0.1000	\$0	\$4,200
Health Services	0.0000	\$0	\$0	0.0000	\$0	\$0	0.0000	\$0	\$0
Mentoring	0.0000	\$0	\$0	0.1000	\$0	\$4,200	0.1000	\$0	\$4,200
Orientation	0.0000	\$0	\$0	0.0000	\$0	\$0	0.0000	\$0	\$0
Tuition Assistance Counseling	0.0000	\$0	\$0	0.0500	\$0	\$2,100	0.0500	\$0	\$2,100
Transition Assistance	0.0000	\$0	\$0	0.0500	\$0	\$2,100	0.0500	\$0	\$2,100
Office Support for Veterans Coordinator	0.0000	\$0	\$0	0.0000	\$0	\$0	0.0000	\$0	\$0
Veterans Student Lounge/Gathering Space	0.0000	\$0	\$0	0.0500	\$0	\$2,100	0.0500	\$0	\$2,100
GI Bill Certification	0.0000	\$0	\$0	0.0400	\$0	\$1,680	0.0400	\$0	\$1,680
Total	0.0000	\$0	\$0	0.5000	\$0	\$21,000	0.5000	\$0	\$21,000

# Fiscal Impact of the Programs and Services Related to the Higher Education Veterans Services Act Public Act 096-0133

## Rock Valley College Fiscal Year 2022

	Veterans Coordinator			Other Veterans Services			Total Veterans Services		
	Staff Years	State Dollars	Other Dollars	Staff Years	State Dollars	Other Collars	Staff Years	State Dollars	Other Dollars
Academic Counseling	0.0000	\$0	\$0	0.1500	\$6,738	\$0	0.1500	\$6,738	\$0
Academic Support	0.0000	\$0	\$0	0.0450	\$2,022	\$0	0.0450	\$2,022	\$0
Campus Social Events	0.0150	\$893	\$0	0.0000	\$0	\$0	0.0150	\$893	\$0
Career Services	0.0000	\$0	\$0	0.0300	\$1,348	\$0	0.0300	\$1,348	\$0
Counseling	0.0000	\$0	\$0	0.0450	\$2,022	\$0	0.0450	\$2,022	\$0
Disability Services	0.0000	\$0	\$0	0.0300	\$1,348	\$0	0.0300	\$1,348	\$0
Employment Assistance	0.0000	\$0	\$0	0.0000	\$0	\$0	0.0000	\$0	\$0
Financial Aid Assistance Counseling	0.0250	\$1,488	\$0	0.0000	\$0	\$0	0.0250	\$1,488	\$0
Health Services	0.0000	\$0	\$0	0.0000	\$0	\$0	0.0000	\$0	\$0
Mentoring	0.0025	\$149	\$0	0.0000	\$0	\$0	0.0025	\$149	\$0
Orientation	0.0500	\$2,975	\$0	0.0000	\$0	\$0	0.0500	\$2,975	\$0
Tuition Assistance Counseling	0.0050	\$298	\$0	0.0000	\$0	\$0	0.0050	\$298	\$0
Transition Assistance	0.0025	\$149	\$0	0.0000	\$0	\$0	0.0025	\$149	\$0
Office Support for Veterans Coordinator	0.2000	\$11,900	\$0	0.0000	\$0	\$0	0.2000	\$11,900	\$0
Veterans Student Lounge/Gathering Space	0.0000	\$0	\$0	0.0000	\$0	\$0	0.0000	\$0	\$0
GI Bill Certification	0.2000	\$11,900	\$0	0.0000	\$0	\$0	0.2000	\$11,900	\$0
Total	0.5000	\$29,750	\$0	0.3000	\$13,477	\$0	0.8000	\$43,227	\$0

# Fiscal Impact of the Programs and Services Related to the Higher Education Veterans Services Act Public Act 096-0133

## Sauk Valley Community College

### Fiscal Year 2022

	Veterans Coordinator			Other Veterans Services			Total Veterans Services		
	Staff Years	State Dollars	Other Dollars	Staff Years	State Dollars	Other Collars	Staff Years	State Dollars	Other Dollars
Academic Counseling	0.0031	\$0	\$132	0.1875	\$0	\$11,098	0.1906	\$0	\$11,230
Academic Support	0.0031	\$0	\$132	0.0500	\$0	\$2,960	0.0531	\$0	\$3,091
Campus Social Events	0.0062	\$0	\$263	0.0000	\$0	\$0	0.0062	\$0	\$263
Career Services	0.0000	\$0	\$0	0.0025	\$0	\$148	0.0025	\$0	\$148
Counseling	0.0310	\$0	\$1,316	0.0025	\$0	\$148	0.0335	\$0	\$1,464
Disability Services	0.0000	\$0	\$0	0.1000	\$3,287	\$4,441	0.1000	\$3,287	\$4,441
Employment Assistance	0.0031	\$0	\$132	0.0000	\$0	\$0	0.0031	\$0	\$132
Financial Aid Assistance Counseling	0.1395	\$0	\$5,921	0.0025	\$0	\$148	0.1420	\$0	\$6,069
Health Services	0.0000	\$0	\$0	0.0000	\$0	\$0	0.0000	\$0	\$0
Mentoring	0.0155	\$0	\$658	0.0000	\$0	\$0	0.0155	\$0	\$658
Orientation	0.0000	\$0	\$0	0.0020	\$0	\$115	0.0020	\$0	\$115
Tuition Assistance Counseling	0.0310	\$0	\$1,316	0.0000	\$0	\$0	0.0310	\$0	\$1,316
Transition Assistance	0.0000	\$0	\$0	0.0050	\$0	\$296	0.0050	\$0	\$296
Office Support for Veterans Coordinator	0.0155	\$0	\$658	0.0000	\$0	\$0	0.0155	\$0	\$658
Veterans Student Lounge/Gathering Space	0.0000	\$0	\$0	0.0000	\$0	\$0	0.0000	\$0	\$0
GI Bill Certification	0.0620	\$0	\$2,631	0.0000	\$0	\$0	0.0620	\$0	\$2,631
Registration	0.0000	\$0	\$0	0.0850	\$0	\$4,882	0.0850	\$0	\$4,882
Commencement	0.0000	\$0	\$0	0.0020	\$0	\$115	0.0020	\$0	\$115
Enrollment	0.0000	\$0	\$0	0.0110	\$0	\$632	0.0110	\$0	\$632
Total	0.3100	\$0	\$13,157	0.4500	\$3,287	\$24,983	0.7600	\$3,287	\$38,140

# Fiscal Impact of the Programs and Services Related to the Higher Education Veterans Services Act Public Act 096-0133

## Shawnee Community College

### Fiscal Year 2022

	Veterans Coordinator			Other Veterans Services			Total Veterans Services		
	Staff Years	State Dollars	Other Dollars	Staff Years	State Dollars	Other Collars	Staff Years	State Dollars	Other Dollars
Academic Counseling	0.0500	\$0	\$375	0.0000	\$0	\$0	0.0500	\$0	\$375
Academic Support	0.0000	\$0	\$0	0.0000	\$0	\$0	0.0000	\$0	\$0
Campus Social Events	0.0250	\$0	\$469	0.0000	\$0	\$0	0.0250	\$0	\$469
Career Services	0.0050	\$0	\$38	0.0000	\$0	\$0	0.0050	\$0	\$38
Counseling	0.0475	\$0	\$778	0.0000	\$0	\$0	0.0475	\$0	\$778
Disability Services	0.0100	\$0	\$75	0.0000	\$0	\$0	0.0100	\$0	\$75
Employment Assistance	0.0000	\$0	\$0	0.0000	\$0	\$0	0.0000	\$0	\$0
Financial Aid Assistance Counseling	0.0500	\$0	\$938	0.0000	\$0	\$0	0.0500	\$0	\$938
Health Services	0.0050	\$0	\$38	0.0000	\$0	\$0	0.0050	\$0	\$38
Mentoring	0.0400	\$0	\$638	0.0000	\$0	\$0	0.0400	\$0	\$638
Orientation	0.0175	\$0	\$272	0.0000	\$0	\$0	0.0175	\$0	\$272
Tuition Assistance Counseling	0.0000	\$0	\$0	0.0000	\$0	\$0	0.0000	\$0	\$0
Transition Assistance	0.0175	\$0	\$272	0.0000	\$0	\$0	0.0175	\$0	\$272
Office Support for Veterans Coordinator	0.0500	\$0	\$938	0.0000	\$0	\$0	0.0500	\$0	\$938
Veterans Student Lounge/Gathering Space	0.0075	\$0	\$141	0.0000	\$0	\$0	0.0075	\$0	\$141
GI Bill Certification	0.0250	\$0	\$469	0.0000	\$0	\$0	0.0250	\$0	\$469
Total	0.3500	\$0	\$5,438	0.0000	\$0	\$0	0.3500	\$0	\$5,438

# Fiscal Impact of the Programs and Services Related to the Higher Education Veterans Services Act Public Act 096-0133

## South Suburban College (Cook Co)

### Fiscal Year 2022

	Veterans Coordinator			Other Veterans Services			Total Veterans Services		
	Staff Years	State Dollars	Other Dollars	Staff Years	State Dollars	Other Collars	Staff Years	State Dollars	Other Dollars
Academic Counseling	0.0000	\$0	\$0	0.0000	\$0	\$0	0.0000	\$0	\$0
Academic Support	0.0133	\$398	\$0	0.0000	\$0	\$0	0.0133	\$398	\$0
Campus Social Events	0.0133	\$398	\$0	0.0000	\$0	\$0	0.0133	\$398	\$0
Career Services	0.0000	\$0	\$0	0.0000	\$0	\$0	0.0000	\$0	\$0
Counseling	0.0000	\$0	\$0	0.0000	\$0	\$0	0.0000	\$0	\$0
Disability Services	0.0133	\$398	\$0	0.0000	\$0	\$0	0.0133	\$398	\$0
Employment Assistance	0.0133	\$398	\$0	0.0000	\$0	\$0	0.0133	\$398	\$0
Financial Aid Assistance Counseling	0.1250	\$5,026	\$0	0.0000	\$0	\$0	0.1250	\$5,026	\$0
Health Services	0.0133	\$398	\$0	0.0000	\$0	\$0	0.0133	\$398	\$0
Mentoring	0.0000	\$0	\$0	0.0000	\$0	\$0	0.0000	\$0	\$0
Orientation	0.0000	\$0	\$0	0.0000	\$0	\$0	0.0000	\$0	\$0
Tuition Assistance Counseling	0.1250	\$5,026	\$0	0.0000	\$0	\$0	0.1250	\$5,026	\$0
Transition Assistance	0.0133	\$398	\$0	0.0000	\$0	\$0	0.0133	\$398	\$0
Office Support for Veterans Coordinator	0.1067	\$3,183	\$0	0.0000	\$0	\$0	0.1067	\$3,183	\$0
Veterans Student Lounge/Gathering Space	0.0800	\$2,387	\$0	0.0000	\$0	\$0	0.0800	\$2,387	\$0
GI Bill Certification	0.0000	\$0	\$0	0.0000	\$0	\$0	0.0000	\$0	\$0
Total	0.5167	\$18,010	\$0	0.0000	\$0	\$0	0.5167	\$18,010	\$0

# Fiscal Impact of the Programs and Services Related to the Higher Education Veterans Services Act Public Act 096-0133

## Southeastern Illinois College

### Fiscal Year 2022

	Veterans Coordinator			Other Veterans Services			Total Veterans Services		
	Staff Years	State Dollars	Other Dollars	Staff Years	State Dollars	Other Collars	Staff Years	State Dollars	Other Dollars
Academic Counseling	0.0360	\$1,286	\$1,929	0.1190	\$2,703	\$4,055	0.1550	\$3,989	\$5,983
Academic Support	0.0540	\$1,929	\$2,893	0.0340	\$772	\$1,158	0.0880	\$2,701	\$4,052
Campus Social Events	0.0000	\$0	\$0	0.0000	\$0	\$0	0.0000	\$0	\$0
Career Services	0.0000	\$0	\$0	0.0000	\$0	\$0	0.0000	\$0	\$0
Counseling	0.0000	\$0	\$0	0.0000	\$0	\$0	0.0000	\$0	\$0
Disability Services	0.0090	\$321	\$482	0.0170	\$386	\$579	0.0260	\$708	\$1,061
Employment Assistance	0.0000	\$0	\$0	0.0000	\$0	\$0	0.0000	\$0	\$0
Financial Aid Assistance Counseling	0.0180	\$643	\$964	0.0000	\$0	\$0	0.0180	\$643	\$964
Health Services	0.0000	\$0	\$0	0.0000	\$0	\$0	0.0000	\$0	\$0
Mentoring	0.0000	\$0	\$0	0.0000	\$0	\$0	0.0000	\$0	\$0
Orientation	0.0090	\$321	\$482	0.0000	\$0	\$0	0.0090	\$321	\$482
Tuition Assistance Counseling	0.0000	\$0	\$0	0.0000	\$0	\$0	0.0000	\$0	\$0
Transition Assistance	0.0000	\$0	\$0	0.0000	\$0	\$0	0.0000	\$0	\$0
Office Support for Veterans Coordinator	0.0000	\$0	\$0	0.0000	\$0	\$0	0.0000	\$0	\$0
Veterans Student Lounge/Gathering Space	0.0000	\$0	\$0	0.0000	\$0	\$0	0.0000	\$0	\$0
GI Bill Certification	0.0540	\$1,929	\$2,893	0.0000	\$0	\$0	0.0540	\$1,929	\$2,893
Total	0.1800	\$6,429	\$9,644	0.1700	\$3,861	\$5,792	0.3500	\$10,290	\$15,436

# Fiscal Impact of the Programs and Services Related to the Higher Education Veterans Services Act Public Act 096-0133

## Southwestern Illinois College

### Fiscal Year 2022

	Veterans Coordinator			Other Veterans Services			Total Veterans Services		
	Staff Years	State Dollars	Other Dollars	Staff Years	State Dollars	Other Collars	Staff Years	State Dollars	Other Dollars
Academic Counseling	0.0865	\$3,954	\$0	0.0000	\$0	\$0	0.0865	\$3,954	\$0
Academic Support	0.1045	\$4,775	\$0	0.0000	\$0	\$0	0.1045	\$4,775	\$0
Campus Social Events	0.0180	\$821	\$0	0.0000	\$0	\$0	0.0180	\$821	\$0
Career Services	0.0180	\$821	\$0	0.0000	\$0	\$0	0.0180	\$821	\$0
Counseling	0.0180	\$821	\$0	0.0000	\$0	\$0	0.0180	\$821	\$0
Disability Services	0.0450	\$2,052	\$0	0.0000	\$0	\$0	0.0450	\$2,052	\$0
Employment Assistance	0.0550	\$2,512	\$0	0.0000	\$0	\$0	0.0550	\$2,512	\$0
Financial Aid Assistance Counseling	0.3298	\$15,075	\$0	0.0000	\$0	\$0	0.3298	\$15,075	\$0
Health Services	0.0000	\$0	\$0	0.0000	\$0	\$0	0.0000	\$0	\$0
Mentoring	0.0180	\$821	\$0	0.0000	\$0	\$0	0.0180	\$821	\$0
Orientation	0.0000	\$0	\$0	0.0000	\$0	\$0	0.0000	\$0	\$0
Tuition Assistance Counseling	0.0988	\$4,504	\$0	0.0000	\$0	\$0	0.0988	\$4,504	\$0
Transition Assistance	0.0450	\$2,052	\$0	0.0000	\$0	\$0	0.0450	\$2,052	\$0
Office Support for Veterans Coordinator	0.1068	\$4,885	\$0	0.0000	\$0	\$0	0.1068	\$4,885	\$0
Veterans Student Lounge/Gathering Space	0.0090	\$410	\$0	0.0000	\$0	\$0	0.0090	\$410	\$0
GI Bill Certification	0.5428	\$24,764	\$0	0.0000	\$0	\$0	0.5428	\$24,764	\$0
Total	1.4950	\$68,267	\$0	0.0000	\$0	\$0	1.4950	\$68,267	\$0

# Fiscal Impact of the Programs and Services Related to the Higher Education Veterans Services Act Public Act 096-0133

## Spoon River College Fiscal Year 2022

	Veterans Coordinator			Other Veterans Services			Total Veterans Services		
	Staff Years	State Dollars	Other Dollars	Staff Years	State Dollars	Other Collars	Staff Years	State Dollars	Other Dollars
Academic Counseling	0.0000	\$0	\$0	0.0250	\$0	\$2,385	0.0250	\$0	\$2,385
Academic Support	0.0000	\$0	\$0	0.0550	\$0	\$4,336	0.0550	\$0	\$4,336
Campus Social Events	0.0000	\$0	\$0	0.0300	\$0	\$1,954	0.0300	\$0	\$1,954
Career Services	0.0000	\$0	\$0	0.0000	\$0	\$34	0.0000	\$0	\$34
Counseling	0.0000	\$0	\$0	0.0350	\$0	\$1,584	0.0350	\$0	\$1,584
Disability Services	0.0000	\$0	\$0	0.0000	\$0	\$32	0.0000	\$0	\$32
Employment Assistance	0.0000	\$0	\$0	0.0175	\$0	\$809	0.0175	\$0	\$809
Financial Aid Assistance Counseling	0.0000	\$0	\$0	0.1375	\$0	\$10,847	0.1375	\$0	\$10,847
Health Services	0.0000	\$0	\$0	0.0000	\$0	\$29	0.0000	\$0	\$29
Mentoring	0.0000	\$0	\$0	0.0175	\$0	\$785	0.0175	\$0	\$785
Orientation	0.0000	\$0	\$0	0.0175	\$0	\$836	0.0175	\$0	\$836
Tuition Assistance Counseling	0.0000	\$0	\$0	0.0175	\$0	\$777	0.0175	\$0	\$777
Transition Assistance	0.0000	\$0	\$0	0.0000	\$0	\$3	0.0000	\$0	\$3
Office Support for Veterans Coordinator	0.0000	\$0	\$0	0.1425	\$0	\$6,262	0.1425	\$0	\$6,262
Veterans Student Lounge/Gathering Space	0.0000	\$0	\$0	0.0000	\$0	\$0	0.0000	\$0	\$0
GI Bill Certification	0.0000	\$0	\$0	0.3050	\$0	\$14,964	0.3050	\$0	\$14,964
Total	0.0000	\$0	\$0	0.8000	\$0	\$45,637	0.8000	\$0	\$45,637



# Fiscal Impact of the Programs and Services Related to the Higher Education Veterans Services Act Public Act 096-0133

## Triton College Fiscal Year 2022

	Veterans Coordinator			Other Veterans Services			Total Veterans Services		
	Staff Years	State Dollars	Other Dollars	Staff Years	State Dollars	Other Collars	Staff Years	State Dollars	Other Dollars
Academic Counseling	0.0000	\$0	\$0	0.0750	\$4,317	\$0	0.0750	\$4,317	\$0
Academic Support	0.0000	\$0	\$0	0.0000	\$0	\$0	0.0000	\$0	\$0
Campus Social Events	0.0000	\$0	\$0	0.0000	\$0	\$0	0.0000	\$0	\$0
Career Services	0.0000	\$0	\$0	0.0000	\$0	\$0	0.0000	\$0	\$0
Counseling	0.0000	\$0	\$0	0.0000	\$0	\$0	0.0000	\$0	\$0
Disability Services	0.0000	\$0	\$0	0.0000	\$0	\$0	0.0000	\$0	\$0
Employment Assistance	0.0000	\$0	\$0	0.0000	\$0	\$0	0.0000	\$0	\$0
Financial Aid Assistance Counseling	0.0000	\$0	\$0	0.1500	\$5,893	\$0	0.1500	\$5,893	\$0
Health Services	0.0000	\$0	\$0	0.0000	\$0	\$0	0.0000	\$0	\$0
Mentoring	0.0000	\$0	\$0	0.0000	\$0	\$0	0.0000	\$0	\$0
Orientation	0.0000	\$0	\$0	0.0750	\$4,317	\$0	0.0750	\$4,317	\$0
Tuition Assistance Counseling	0.0000	\$0	\$0	0.1500	\$5,893	\$0	0.1500	\$5,893	\$0
Transition Assistance	0.0000	\$0	\$0	0.1500	\$8,633	\$0	0.1500	\$8,633	\$0
Office Support for Veterans Coordinator	0.0000	\$0	\$0	0.0000	\$0	\$0	0.0000	\$0	\$0
Veterans Student Lounge/Gathering Space	0.0000	\$0	\$0	0.0000	\$0	\$0	0.0000	\$0	\$0
GI Bill Certification	0.0000	\$0	\$0	0.3000	\$11,786	\$0	0.3000	\$11,786	\$0
Total	0.0000	\$0	\$0	0.9000	\$40,838	\$0	0.9000	\$40,838	\$0

# Fiscal Impact of the Programs and Services Related to the Higher Education Veterans Services Act Public Act 096-0133

## Waubonsee Community College

### Fiscal Year 2022

	Veterans Coordinator			Other Veterans Services			Total Veterans Services		
	Staff Years	State Dollars	Other Dollars	Staff Years	State Dollars	Other Collars	Staff Years	State Dollars	Other Dollars
Academic Counseling	0.0000	\$0	\$0	0.0000	\$0	\$0	0.0000	\$0	\$0
Academic Support	0.4200	\$0	\$28,556	0.0000	\$0	\$0	0.4200	\$0	\$28,556
Campus Social Events	0.0070	\$0	\$476	0.0030	\$0	\$263	0.0100	\$0	\$739
Career Services	0.0070	\$0	\$476	0.0000	\$0	\$0	0.0070	\$0	\$476
Counseling	0.0070	\$0	\$476	0.0000	\$0	\$0	0.0070	\$0	\$476
Disability Services	0.0070	\$0	\$476	0.0000	\$0	\$0	0.0070	\$0	\$476
Employment Assistance	0.0000	\$0	\$0	0.0000	\$0	\$0	0.0000	\$0	\$0
Financial Aid Assistance Counseling	0.0070	\$0	\$476	0.0600	\$0	\$5,258	0.0670	\$0	\$5,734
Health Services	0.0000	\$0	\$0	0.0000	\$0	\$0	0.0000	\$0	\$0
Mentoring	0.0000	\$0	\$0	0.0000	\$0	\$0	0.0000	\$0	\$0
Orientation	0.1050	\$0	\$7,139	0.0030	\$0	\$263	0.1080	\$0	\$7,402
Tuition Assistance Counseling	0.0000	\$0	\$0	0.0090	\$0	\$789	0.0090	\$0	\$789
Transition Assistance	0.0000	\$0	\$0	0.0000	\$0	\$0	0.0000	\$0	\$0
Office Support for Veterans Coordinator	0.0000	\$0	\$0	0.0000	\$0	\$0	0.0000	\$0	\$0
Veterans Student Lounge/Gathering Space	0.0000	\$0	\$0	0.0000	\$0	\$0	0.0000	\$0	\$0
GI Bill Certification	0.1400	\$0	\$9,519	0.3500	\$0	\$25,111	0.4900	\$0	\$34,630
Total	0.7000	\$0	\$47,593	0.4250	\$0	\$31,684	1.1250	\$0	\$79,277

# Fiscal Impact of the Programs and Services Related to the Higher Education Veterans Services Act Public Act 096-0133

## Chicago State University

### Fiscal Year 2022

	Veterans Coordinator			Other Veterans Services			Total Veterans Services		
	Staff Years	State Dollars	Other Dollars	Staff Years	State Dollars	Other Collars	Staff Years	State Dollars	Other Dollars
Academic Counseling	0.0000	\$0	\$0	0.0000	\$0	\$0	0.0000	\$0	\$0
Academic Support	0.0000	\$0	\$0	0.0000	\$0	\$0	0.0000	\$0	\$0
Campus Social Events	0.0071	\$648	\$0	0.0000	\$0	\$0	0.0071	\$648	\$0
Career Services	0.0000	\$0	\$0	0.0000	\$0	\$0	0.0000	\$0	\$0
Counseling	0.0000	\$0	\$0	0.0000	\$0	\$0	0.0000	\$0	\$0
Disability Services	0.0000	\$0	\$0	0.0000	\$0	\$0	0.0000	\$0	\$0
Employment Assistance	0.0000	\$0	\$0	0.0000	\$0	\$0	0.0000	\$0	\$0
Financial Aid Assistance Counseling	0.2013	\$22,447	\$0	0.0000	\$0	\$300	0.2013	\$22,447	\$300
Health Services	0.0000	\$0	\$0	0.0000	\$0	\$0	0.0000	\$0	\$0
Mentoring	0.0000	\$0	\$0	0.0000	\$0	\$0	0.0000	\$0	\$0
Orientation	0.0000	\$0	\$0	0.0000	\$0	\$75	0.0000	\$0	\$75
Tuition Assistance Counseling	0.0000	\$0	\$0	0.0000	\$0	\$0	0.0000	\$0	\$0
Transition Assistance	0.0000	\$0	\$0	0.0000	\$0	\$0	0.0000	\$0	\$0
Office Support for Veterans Coordinator	0.0000	\$0	\$0	0.0000	\$0	\$0	0.0000	\$0	\$0
Veterans Student Lounge/Gathering Space	0.0000	\$0	\$0	0.0000	\$0	\$0	0.0000	\$0	\$0
GI Bill Certification	0.5000	\$41,710	\$0	0.0000	\$0	\$1,125	0.5000	\$41,710	\$1,125
Total	0.7083	\$64,806	\$0	0.0000	\$0	\$1,500	0.7083	\$64,806	\$1,500

# Fiscal Impact of the Programs and Services Related to the Higher Education Veterans Services Act Public Act 096-0133

## Eastern Illinois University

### Fiscal Year 2022

	Veterans Coordinator			Other Veterans Services			Total Veterans Services		
	Staff Years	State Dollars	Other Dollars	Staff Years	State Dollars	Other Collars	Staff Years	State Dollars	Other Dollars
Academic Counseling	0.0000	\$0	\$0	0.0250	\$1,575	\$0	0.0250	\$1,575	\$0
Academic Support	0.0000	\$0	\$0	0.0000	\$0	\$0	0.0000	\$0	\$0
Campus Social Events	0.0000	\$0	\$0	0.0650	\$1,775	\$754	0.0650	\$1,775	\$754
Career Services	0.0000	\$0	\$0	0.0000	\$0	\$0	0.0000	\$0	\$0
Counseling	0.0000	\$0	\$0	0.0200	\$1,260	\$0	0.0200	\$1,260	\$0
Disability Services	0.0000	\$0	\$0	0.0000	\$0	\$0	0.0000	\$0	\$0
Employment Assistance	0.0000	\$0	\$0	0.0000	\$0	\$0	0.0000	\$0	\$0
Financial Aid Assistance Counseling	0.0000	\$0	\$0	0.1000	\$6,300	\$0	0.1000	\$6,300	\$0
Health Services	0.0000	\$0	\$0	0.0000	\$0	\$0	0.0000	\$0	\$0
Mentoring	0.0000	\$0	\$0	0.0100	\$630	\$0	0.0100	\$630	\$0
Orientation	0.0000	\$0	\$0	0.0100	\$630	\$0	0.0100	\$630	\$0
Tuition Assistance Counseling	0.0000	\$0	\$0	0.0250	\$1,575	\$0	0.0250	\$1,575	\$0
Transition Assistance	0.0000	\$0	\$0	0.0250	\$1,575	\$0	0.0250	\$1,575	\$0
Office Support for Veterans Coordinator	0.0000	\$0	\$0	0.2200	\$0	\$4,147	0.2200	\$0	\$4,147
Veterans Student Lounge/Gathering Space	0.0000	\$0	\$0	0.0700	\$630	\$1,131	0.0700	\$630	\$1,131
GI Bill Certification	0.0000	\$0	\$0	0.3300	\$15,750	\$1,508	0.3300	\$15,750	\$1,508
Total	0.0000	\$0	\$0	0.9000	\$31,700	\$7,540	0.9000	\$31,700	\$7,540

# Fiscal Impact of the Programs and Services Related to the Higher Education Veterans Services Act Public Act 096-0133

## Governors State University

### Fiscal Year 2022

	Veterans Coordinator			Other Veterans Services			Total Veterans Services		
	Staff Years	State Dollars	Other Dollars	Staff Years	State Dollars	Other Collars	Staff Years	State Dollars	Other Dollars
Academic Counseling	0.0000	\$0	\$0	0.0500	\$3,782	\$0	0.0500	\$3,782	\$0
Academic Support	0.0000	\$0	\$0	0.0000	\$0	\$0	0.0000	\$0	\$0
Campus Social Events	0.0000	\$0	\$0	0.0500	\$3,782	\$0	0.0500	\$3,782	\$0
Career Services	0.0250	\$3,325	\$0	0.0000	\$0	\$0	0.0250	\$3,325	\$0
Counseling	0.0250	\$3,325	\$0	0.0500	\$3,782	\$0	0.0750	\$7,107	\$0
Disability Services	0.0000	\$0	\$0	0.0500	\$3,782	\$0	0.0500	\$3,782	\$0
Employment Assistance	0.0250	\$3,325	\$0	0.0000	\$0	\$0	0.0250	\$3,325	\$0
Financial Aid Assistance Counseling	0.0000	\$0	\$0	0.2000	\$13,399	\$0	0.2000	\$13,399	\$0
Health Services	0.1500	\$19,949	\$0	0.0000	\$0	\$0	0.1500	\$19,949	\$0
Mentoring	0.0000	\$0	\$0	0.0000	\$0	\$0	0.0000	\$0	\$0
Orientation	0.0500	\$6,650	\$0	0.1000	\$5,835	\$0	0.1500	\$12,484	\$0
Tuition Assistance Counseling	0.0250	\$3,325	\$0	0.0500	\$3,782	\$0	0.0750	\$7,107	\$0
Transition Assistance	0.0250	\$3,325	\$0	0.1000	\$5,835	\$0	0.1250	\$9,160	\$0
Office Support for Veterans Coordinator	0.0000	\$0	\$0	0.1000	\$5,835	\$0	0.1000	\$5,835	\$0
Veterans Student Lounge/Gathering Space	0.1500	\$19,949	\$0	0.0000	\$0	\$0	0.1500	\$19,949	\$0
GI Bill Certification	0.0250	\$3,325	\$0	0.7500	\$46,355	\$0	0.7750	\$49,680	\$0
Total	0.5000	\$66,497	\$0	1.5000	\$96,168	\$0	2.0000	\$162,665	\$0

# Fiscal Impact of the Programs and Services Related to the Higher Education Veterans Services Act Public Act 096-0133

## Illinois State University Fiscal Year 2022

	Veterans Coordinator			Other Veterans Services			Total Veterans Services		
	Staff Years	State Dollars	Other Dollars	Staff Years	State Dollars	Other Collars	Staff Years	State Dollars	Other Dollars
Academic Counseling	0.0000	\$0	\$0	0.0450	\$1,947	\$0	0.0450	\$1,947	\$0
Academic Support	0.0000	\$0	\$0	0.0600	\$2,894	\$0	0.0600	\$2,894	\$0
Campus Social Events	0.0000	\$0	\$0	0.0650	\$4,426	\$0	0.0650	\$4,426	\$0
Career Services	0.0000	\$0	\$0	0.0167	\$611	\$0	0.0167	\$611	\$0
Counseling	0.0000	\$0	\$0	0.1500	\$9,574	\$0	0.1500	\$9,574	\$0
Disability Services	0.0000	\$0	\$0	0.0200	\$1,181	\$0	0.0200	\$1,181	\$0
Employment Assistance	0.0000	\$0	\$0	0.0000	\$0	\$0	0.0000	\$0	\$0
Financial Aid Assistance Counseling	0.0000	\$0	\$0	0.2850	\$14,967	\$0	0.2850	\$14,967	\$0
Health Services	0.0000	\$0	\$0	0.0600	\$6,641	\$0	0.0600	\$6,641	\$0
Mentoring	0.0000	\$0	\$0	0.0000	\$0	\$0	0.0000	\$0	\$0
Orientation	0.0000	\$0	\$0	0.0990	\$4,343	\$0	0.0990	\$4,343	\$0
Tuition Assistance Counseling	0.0000	\$0	\$0	0.0510	\$2,584	\$0	0.0510	\$2,584	\$0
Transition Assistance	0.0000	\$0	\$0	0.0000	\$0	\$0	0.0000	\$0	\$0
Office Support for Veterans Coordinator	0.0000	\$0	\$0	0.0050	\$545	\$0	0.0050	\$545	\$0
Veterans Student Lounge/Gathering Space	0.0000	\$0	\$0	0.1200	\$10,421	\$0	0.1200	\$10,421	\$0
GI Bill Certification	0.0000	\$0	\$0	0.7200	\$35,928	\$0	0.7200	\$35,928	\$0
Total	0.0000	\$0	\$0	1.6967	\$96,062	\$0	1.6967	\$96,062	\$0

# Fiscal Impact of the Programs and Services Related to the Higher Education Veterans Services Act Public Act 096-0133

## Northeastern Illinois University

### Fiscal Year 2022

	Veterans Coordinator			Other Veterans Services			Total Veterans Services		
	Staff Years	State Dollars	Other Dollars	Staff Years	State Dollars	Other Collars	Staff Years	State Dollars	Other Dollars
Academic Counseling	0.0167	\$1,200	\$0	0.0000	\$0	\$0	0.0167	\$1,200	\$0
Academic Support	0.0000	\$0	\$0	0.0000	\$0	\$0	0.0000	\$0	\$0
Campus Social Events	0.0167	\$1,200	\$0	0.0000	\$0	\$0	0.0167	\$1,200	\$0
Career Services	0.0000	\$0	\$0	0.0000	\$0	\$0	0.0000	\$0	\$0
Counseling	0.0167	\$1,200	\$0	0.0000	\$0	\$0	0.0167	\$1,200	\$0
Disability Services	0.0000	\$0	\$0	0.0000	\$0	\$0	0.0000	\$0	\$0
Employment Assistance	0.0000	\$0	\$0	0.0000	\$0	\$0	0.0000	\$0	\$0
Financial Aid Assistance Counseling	0.6250	\$35,873	\$0	0.0000	\$0	\$0	0.6250	\$35,873	\$0
Health Services	0.0000	\$0	\$0	0.0000	\$0	\$0	0.0000	\$0	\$0
Mentoring	0.0000	\$0	\$0	0.0000	\$0	\$0	0.0000	\$0	\$0
Orientation	0.2083	\$11,958	\$0	0.0000	\$0	\$0	0.2083	\$11,958	\$0
Tuition Assistance Counseling	0.0333	\$2,400	\$0	0.0000	\$0	\$0	0.0333	\$2,400	\$0
Transition Assistance	0.0000	\$0	\$0	0.0000	\$0	\$0	0.0000	\$0	\$0
Office Support for Veterans Coordinator	0.0833	\$6,000	\$0	0.0000	\$0	\$0	0.0833	\$6,000	\$0
Veterans Student Lounge/Gathering Space	0.0000	\$0	\$0	0.0000	\$0	\$0	0.0000	\$0	\$0
GI Bill Certification	0.1667	\$12,000	\$0	0.0000	\$0	\$0	0.1667	\$12,000	\$0
Total	1.1667	\$71,831	\$0	0.0000	\$0	\$0	1.1667	\$71,831	\$0

# Fiscal Impact of the Programs and Services Related to the Higher Education Veterans Services Act Public Act 096-0133

## Northern Illinois University

### Fiscal Year 2022

	Veterans Coordinator			Other Veterans Services			Total Veterans Services		
	Staff Years	State Dollars	Other Dollars	Staff Years	State Dollars	Other Collars	Staff Years	State Dollars	Other Dollars
Academic Counseling	0.0000	\$0	\$0	0.0000	\$0	\$0	0.0000	\$0	\$0
Academic Support	0.0000	\$0	\$0	0.0000	\$0	\$0	0.0000	\$0	\$0
Campus Social Events	0.0320	\$1,804	\$601	0.0000	\$0	\$0	0.0320	\$1,804	\$601
Career Services	0.0320	\$1,804	\$601	0.0000	\$0	\$0	0.0320	\$1,804	\$601
Counseling	0.0000	\$0	\$0	0.0000	\$0	\$0	0.0000	\$0	\$0
Disability Services	0.0000	\$0	\$0	0.0000	\$0	\$0	0.0000	\$0	\$0
Employment Assistance	0.0320	\$1,804	\$601	0.0000	\$0	\$0	0.0320	\$1,804	\$601
Financial Aid Assistance Counseling	0.0000	\$0	\$0	0.0000	\$0	\$0	0.0000	\$0	\$0
Health Services	0.0000	\$0	\$0	0.0000	\$0	\$0	0.0000	\$0	\$0
Mentoring	0.0320	\$1,804	\$601	0.0000	\$0	\$0	0.0320	\$1,804	\$601
Orientation	0.0000	\$0	\$0	0.0000	\$0	\$0	0.0000	\$0	\$0
Tuition Assistance Counseling	0.0320	\$1,804	\$601	0.0000	\$0	\$0	0.0320	\$1,804	\$601
Transition Assistance	0.0320	\$1,804	\$601	0.0000	\$0	\$0	0.0320	\$1,804	\$601
Office Support for Veterans Coordinator	0.0000	\$0	\$0	0.0000	\$0	\$0	0.0000	\$0	\$0
Veterans Student Lounge/Gathering Space	0.6080	\$34,272	\$11,424	0.0000	\$0	\$0	0.6080	\$34,272	\$11,424
GI Bill Certification	0.0000	\$0	\$0	0.0000	\$0	\$0	0.0000	\$0	\$0
Total	0.8000	\$45,095	\$15,032	0.0000	\$0	\$0	0.8000	\$45,095	\$15,032



# Fiscal Impact of the Programs and Services Related to the Higher Education Veterans Services Act Public Act 096-0133

## Southern Illinois University Carbondale

### Fiscal Year 2022

	Veterans Coordinator			Other Veterans Services			Total Veterans Services		
	Staff Years	State Dollars	Other Dollars	Staff Years	State Dollars	Other Collars	Staff Years	State Dollars	Other Dollars
Academic Counseling	0.1289	\$2,327	\$1,872	0.5660	\$19,590	\$0	0.6949	\$21,917	\$1,872
Academic Support	0.1307	\$2,392	\$1,872	0.3570	\$12,534	\$0	0.4877	\$14,926	\$1,872
Campus Social Events	0.1036	\$1,131	\$1,872	0.0000	\$0	\$0	0.1036	\$1,131	\$1,872
Career Services	0.2140	\$4,089	\$2,995	0.2870	\$10,363	\$0	0.5010	\$14,451	\$2,995
Counseling	0.0000	\$0	\$0	0.2600	\$8,778	\$0	0.2600	\$8,778	\$0
Disability Services	0.1189	\$1,827	\$1,872	0.0740	\$2,787	\$0	0.1929	\$4,613	\$1,872
Employment Assistance	0.1760	\$4,589	\$1,872	0.1200	\$4,821	\$0	0.2960	\$9,410	\$1,872
Financial Aid Assistance Counseling	0.3100	\$8,092	\$3,370	1.4550	\$52,969	\$0	1.7650	\$61,061	\$3,370
Health Services	0.0000	\$0	\$0	0.0000	\$0	\$0	0.0000	\$0	\$0
Mentoring	0.2400	\$4,589	\$3,370	0.1200	\$4,821	\$0	0.3600	\$9,410	\$3,370
Orientation	0.2300	\$4,089	\$3,370	0.6200	\$23,304	\$0	0.8500	\$27,392	\$3,370
Tuition Assistance Counseling	0.0236	\$1,131	\$0	0.7400	\$28,028	\$0	0.7636	\$29,159	\$0
Transition Assistance	0.2778	\$5,655	\$3,744	0.3500	\$14,380	\$0	0.6278	\$20,035	\$3,744
Office Support for Veterans Coordinator	0.2756	\$6,701	\$5,616	0.0000	\$0	\$0	0.2756	\$6,701	\$5,616
Veterans Student Lounge/Gathering Space	0.0800	\$0	\$1,872	0.0000	\$0	\$0	0.0800	\$0	\$1,872
GI Bill Certification	0.4689	\$15,338	\$3,744	0.6510	\$24,318	\$5,000	1.1199	\$39,657	\$8,744
Total	2.7778	\$61,949	\$37,440	5.6000	\$206,693	\$5,000	8.3778	\$268,642	\$42,440

# Fiscal Impact of the Programs and Services Related to the Higher Education Veterans Services Act Public Act 096-0133

## Southern Illinois University Edwardsville

### Fiscal Year 2022

	Veterans Coordinator			Other Veterans Services			Total Veterans Services		
	Staff Years	State Dollars	Other Dollars	Staff Years	State Dollars	Other Collars	Staff Years	State Dollars	Other Dollars
Academic Counseling	0.0000	\$0	\$0	0.8500	\$30,859	\$0	0.8500	\$30,859	\$0
Academic Support	0.2000	\$12,560	\$0	0.0500	\$1,815	\$0	0.2500	\$14,376	\$0
Campus Social Events	0.5800	\$31,620	\$0	0.0000	\$0	\$0	0.5800	\$31,620	\$0
Career Services	0.0200	\$1,256	\$0	0.0000	\$0	\$0	0.0200	\$1,256	\$0
Counseling	0.0200	\$1,256	\$0	0.0000	\$0	\$0	0.0200	\$1,256	\$0
Disability Services	0.0200	\$1,256	\$0	0.0000	\$0	\$0	0.0200	\$1,256	\$0
Employment Assistance	0.0200	\$1,256	\$0	0.0000	\$0	\$0	0.0200	\$1,256	\$0
Financial Aid Assistance Counseling	0.1500	\$10,210	\$0	0.8040	\$29,095	\$0	0.9540	\$39,305	\$0
Health Services	0.0200	\$1,256	\$0	0.0000	\$0	\$0	0.0200	\$1,256	\$0
Mentoring	0.1500	\$10,210	\$0	0.0500	\$1,815	\$0	0.2000	\$12,026	\$0
Orientation	0.1500	\$10,210	\$0	0.0000	\$0	\$0	0.1500	\$10,210	\$0
Tuition Assistance Counseling	0.1500	\$10,210	\$0	0.0000	\$0	\$0	0.1500	\$10,210	\$0
Transition Assistance	0.3100	\$20,891	\$0	0.1260	\$4,969	\$0	0.4360	\$25,860	\$0
Office Support for Veterans Coordinator	0.0500	\$14,730	\$0	0.0000	\$0	\$0	0.0500	\$14,730	\$0
Veterans Student Lounge/Gathering Space	0.1000	\$6,280	\$0	0.0000	\$0	\$0	0.1000	\$6,280	\$0
GI Bill Certification	0.0600	\$4,400	\$0	1.0000	\$45,149	\$0	1.0600	\$49,549	\$0
Total	2.0000	\$137,603	\$0	2.8800	\$113,703	\$0	4.8800	\$251,306	\$0

# Fiscal Impact of the Programs and Services Related to the Higher Education Veterans Services Act Public Act 096-0133

## University of Illinois Chicago

### Fiscal Year 2022

	Veterans Coordinator			Other Veterans Services			Total Veterans Services		
	Staff Years	State Dollars	Other Dollars	Staff Years	State Dollars	Other Collars	Staff Years	State Dollars	Other Dollars
Academic Counseling	0.0200	\$1,400	\$0	0.3100	\$18,081	\$0	0.3300	\$19,481	\$0
Academic Support	0.0200	\$1,400	\$0	0.3100	\$18,081	\$0	0.3300	\$19,481	\$0
Campus Social Events	0.0200	\$1,400	\$0	0.0000	\$0	\$0	0.0200	\$1,400	\$0
Career Services	0.0040	\$335	\$0	0.3100	\$18,081	\$0	0.3140	\$18,415	\$0
Counseling	0.0060	\$502	\$0	0.0000	\$0	\$0	0.0060	\$502	\$0
Disability Services	0.0000	\$0	\$0	0.0000	\$0	\$0	0.0000	\$0	\$0
Employment Assistance	0.0000	\$0	\$0	0.0000	\$0	\$0	0.0000	\$0	\$0
Financial Aid Assistance Counseling	0.0100	\$836	\$0	0.0000	\$0	\$0	0.0100	\$836	\$0
Health Services	0.0400	\$3,073	\$0	0.0000	\$0	\$0	0.0400	\$3,073	\$0
Mentoring	0.0260	\$1,902	\$0	0.3100	\$18,081	\$0	0.3360	\$19,982	\$0
Orientation	0.0540	\$3,835	\$0	0.0000	\$0	\$0	0.0540	\$3,835	\$0
Tuition Assistance Counseling	0.0600	\$4,746	\$0	0.0000	\$0	\$0	0.0600	\$4,746	\$0
Transition Assistance	0.0400	\$2,936	\$0	0.0000	\$0	\$0	0.0400	\$2,936	\$0
Office Support for Veterans Coordinator	0.0000	\$0	\$0	0.0000	\$0	\$0	0.0000	\$0	\$0
Veterans Student Lounge/Gathering Space	0.0500	\$3,500	\$0	0.0000	\$0	\$0	0.0500	\$3,500	\$0
GI Bill Certification	0.8500	\$60,864	\$0	0.0000	\$0	\$0	0.8500	\$60,864	\$0
Total	1.2000	\$86,728	\$0	1.2400	\$72,323	\$0	2.4400	\$159,051	\$0

# Fiscal Impact of the Programs and Services Related to the Higher Education Veterans Services Act Public Act 096-0133

## University of Illinois Springfield

### Fiscal Year 2022

	Veterans Coordinator			Other Veterans Services			Total Veterans Services		
	Staff Years	State Dollars	Other Dollars	Staff Years	State Dollars	Other Collars	Staff Years	State Dollars	Other Dollars
Academic Counseling	0.0667	\$0	\$920	0.2400	\$16,515	\$0	0.3067	\$16,515	\$920
Academic Support	0.0000	\$0	\$0	0.2700	\$16,320	\$0	0.2700	\$16,320	\$0
Campus Social Events	0.0817	\$0	\$5,983	0.0100	\$0	\$543	0.0917	\$0	\$6,525
Career Services	0.0000	\$0	\$0	0.0745	\$1,013	\$3,745	0.0745	\$1,013	\$3,745
Counseling	0.0000	\$0	\$0	0.0200	\$0	\$1,571	0.0200	\$0	\$1,571
Disability Services	0.0000	\$0	\$0	0.0200	\$1,298	\$0	0.0200	\$1,298	\$0
Employment Assistance	0.0000	\$0	\$0	0.0000	\$0	\$0	0.0000	\$0	\$0
Financial Aid Assistance Counseling	0.5275	\$10,042	\$6,079	0.0000	\$0	\$0	0.5275	\$10,042	\$6,079
Health Services	0.0000	\$0	\$0	0.0200	\$1,041	\$777	0.0200	\$1,041	\$777
Mentoring	0.0483	\$0	\$2,023	0.0000	\$0	\$0	0.0483	\$0	\$2,023
Orientation	0.0717	\$0	\$1,441	0.0000	\$0	\$0	0.0717	\$0	\$1,441
Tuition Assistance Counseling	0.1183	\$6,695	\$833	0.0000	\$0	\$0	0.1183	\$6,695	\$833
Transition Assistance	0.0850	\$6,695	\$373	0.0000	\$0	\$0	0.0850	\$6,695	\$373
Office Support for Veterans Coordinator	0.0150	\$0	\$2,563	0.0000	\$0	\$0	0.0150	\$0	\$2,563
Veterans Student Lounge/Gathering Space	0.0000	\$0	\$5,792	0.0000	\$0	\$0	0.0000	\$0	\$5,792
GI Bill Certification	0.5525	\$43,515	\$2,423	0.0000	\$0	\$0	0.5525	\$43,515	\$2,423
Veterans Emergency Grant	0.0000	\$0	\$0	0.0000	\$0	\$3,400	0.0000	\$0	\$3,400
Total	1.5667	\$66,947	\$28,429	0.6545	\$36,187	\$10,035	2.2212	\$103,133	\$38,464

# Fiscal Impact of the Programs and Services Related to the Higher Education Veterans Services Act Public Act 096-0133

## University of Illinois Urbana-Champaign

### Fiscal Year 2022

	Veterans Coordinator			Other Veterans Services			Total Veterans Services		
	Staff Years	State Dollars	Other Dollars	Staff Years	State Dollars	Other Collars	Staff Years	State Dollars	Other Dollars
Academic Counseling	0.0000	\$0	\$0	0.2500	\$0	\$22,500	0.2500	\$0	\$22,500
Academic Support	0.0000	\$0	\$0	0.2500	\$0	\$22,500	0.2500	\$0	\$22,500
Campus Social Events	0.0000	\$0	\$0	0.1000	\$0	\$7,000	0.1000	\$0	\$7,000
Career Services	0.0000	\$0	\$0	0.5000	\$0	\$44,000	0.5000	\$0	\$44,000
Counseling	0.0000	\$0	\$0	1.0000	\$0	\$74,000	1.0000	\$0	\$74,000
Disability Services	0.0000	\$0	\$0	0.0000	\$0	\$0	0.0000	\$0	\$0
Employment Assistance	0.0000	\$0	\$0	0.0000	\$0	\$0	0.0000	\$0	\$0
Financial Aid Assistance Counseling	0.0000	\$0	\$0	0.1000	\$0	\$6,000	0.1000	\$0	\$6,000
Health Services	0.0000	\$0	\$0	0.0000	\$0	\$2,000	0.0000	\$0	\$2,000
Mentoring	0.0000	\$0	\$0	0.1000	\$0	\$7,000	0.1000	\$0	\$7,000
Orientation	0.0000	\$0	\$0	0.1000	\$0	\$7,000	0.1000	\$0	\$7,000
Tuition Assistance Counseling	0.0000	\$0	\$0	0.1000	\$0	\$7,000	0.1000	\$0	\$7,000
Transition Assistance	0.0000	\$0	\$0	1.4000	\$0	\$145,000	1.4000	\$0	\$145,000
Office Support for Veterans Coordinator	0.0000	\$0	\$0	0.1000	\$0	\$7,000	0.1000	\$0	\$7,000
Veterans Student Lounge/Gathering Space	0.0000	\$0	\$0	0.0000	\$0	\$200,000	0.0000	\$0	\$200,000
GI Bill Certification	0.0000	\$0	\$0	0.0000	\$0	\$0	0.0000	\$0	\$0
Recruiting	0.0000	\$0	\$0	0.5000	\$0	\$33,500	0.5000	\$0	\$33,500
Outreach	0.0000	\$0	\$0	0.5000	\$0	\$33,500	0.5000	\$0	\$33,500
Research	0.0000	\$0	\$0	1.0000	\$0	\$89,000	1.0000	\$0	\$89,000
Clerical	0.0000	\$0	\$0	1.0000	\$0	\$40,000	1.0000	\$0	\$40,000
Total	0.0000	\$0	\$0	7.0000	\$0	\$747,000	7.0000	\$0	\$747,000

# Fiscal Impact of the Programs and Services Related to the Higher Education Veterans Services Act Public Act 096-0133

## Western Illinois University

### Fiscal Year 2022

	Veterans Coordinator			Other Veterans Services			Total Veterans Services		
	Staff Years	State Dollars	Other Dollars	Staff Years	State Dollars	Other Collars	Staff Years	State Dollars	Other Dollars
Academic Counseling	0.1055	\$6,048	\$0	0.0000	\$0	\$0	0.1055	\$6,048	\$0
Academic Support	0.1055	\$6,048	\$0	0.0000	\$0	\$0	0.1055	\$6,048	\$0
Campus Social Events	1.0992	\$17,676	\$4,115	0.0000	\$0	\$0	1.0992	\$17,676	\$4,115
Career Services	0.0527	\$3,024	\$0	0.0000	\$0	\$0	0.0527	\$3,024	\$0
Counseling	0.0527	\$3,024	\$0	0.0000	\$0	\$0	0.0527	\$3,024	\$0
Disability Services	0.0211	\$1,210	\$0	0.0000	\$0	\$0	0.0211	\$1,210	\$0
Employment Assistance	0.1627	\$6,397	\$0	0.0000	\$0	\$0	0.1627	\$6,397	\$0
Financial Aid Assistance Counseling	0.7671	\$12,136	\$4,543	0.0000	\$0	\$0	0.7671	\$12,136	\$4,543
Health Services	0.0316	\$1,814	\$0	0.0000	\$0	\$0	0.0316	\$1,814	\$0
Mentoring	0.1055	\$6,048	\$0	0.0000	\$0	\$0	0.1055	\$6,048	\$0
Orientation	0.1055	\$6,048	\$0	0.0000	\$0	\$0	0.1055	\$6,048	\$0
Tuition Assistance Counseling	0.0727	\$3,826	\$0	0.0000	\$0	\$0	0.0727	\$3,826	\$0
Transition Assistance	0.0727	\$3,826	\$0	0.0000	\$0	\$0	0.0727	\$3,826	\$0
Office Support for Veterans Coordinator	1.6032	\$15,921	\$8,088	0.0000	\$0	\$0	1.6032	\$15,921	\$8,088
Veterans Student Lounge/Gathering Space	0.0527	\$3,024	\$0	0.0000	\$0	\$0	0.0527	\$3,024	\$0
GI Bill Certification	0.6104	\$8,310	\$3,502	0.0000	\$0	\$0	0.6104	\$8,310	\$3,502
Total	5.0208	\$104,379	\$20,248	0.0000	\$0	\$0	5.0208	\$104,379	\$20,248

## APPENDIX D – FISCAL IMPACT SURVEY DATA REQUEST SENT TO ALL INSTITUTIONS

<b><u>Veterans Data Survey</u></b> <b><u>Final Results</u></b>	<b>Part 1</b> <b>Veterans Service Act</b>			<b>Part 2</b> <b>Other Veterans Services</b>		
	<b>FY22</b>			<b>FY22</b>		
	Staff Years	Dollars		Staff Years	Dollars	
		State	Other		State	Other
<b>Total</b>	<b>0</b>	<b>\$ -</b>	<b>\$ -</b>	<b>0</b>	<b>\$ -</b>	<b>\$ -</b>
Academic Counseling	0	\$ -	\$ -	0	\$ -	\$ -
Academic Support	0	\$ -	\$ -	0	\$ -	\$ -
Campus Social Events	0	\$ -	\$ -	0	\$ -	\$ -
Career Services	0	\$ -	\$ -	0	\$ -	\$ -
Counseling	0	\$ -	\$ -	0	\$ -	\$ -
Disability Services	0	\$ -	\$ -	0	\$ -	\$ -
Employment Assistance	0	\$ -	\$ -	0	\$ -	\$ -
Financial Aid Assistance Counseling	0	\$ -	\$ -	0	\$ -	\$ -
Health Services	0	\$ -	\$ -	0	\$ -	\$ -
Mentoring	0	\$ -	\$ -	0	\$ -	\$ -
Orientation	0	\$ -	\$ -	0	\$ -	\$ -
Tuition Assistance Counseling	0	\$ -	\$ -	0	\$ -	\$ -
Transition Assistance	0	\$ -	\$ -	0	\$ -	\$ -
Office Support for Veterans Coordinator	0	\$ -	\$ -	0	\$ -	\$ -
Veterans Student Lounge/Gathering						
Space	0	\$ -	\$ -	0	\$ -	\$ -
GI Bill Certification	0	\$ -	\$ -	0	\$ -	\$ -
Other - (Please Label)	0	\$ -	\$ -	0	\$ -	\$ -

## APPENDIX E – HIGHER EDUCATION VETERANS ACT (110 ILCS 49) PUBLIC ACT 096-0133

---

### HIGHER EDUCATION (110 ILCS 49/) Higher Education Veterans Service Act.

(110 ILCS 49/1)

Sec. 1. Short title. This Act may be cited as the Higher Education Veterans Service Act.

(Source: P.A. 96-133, eff. 8-7-09.)

(110 ILCS 49/5)

Sec. 5. Definitions. For purposes of this Act:

"Task Force" means the Task Force on Service Member and Veterans Education.

"Public colleges and universities" means public community colleges subject to the Public Community College Act, the University of Illinois, Southern Illinois University, Chicago State University, Eastern Illinois University, Governors State University, Illinois State University, Northeastern Illinois University, Northern Illinois University, and Western Illinois University.

(Source: P.A. 96-133, eff. 8-7-09.)

(110 ILCS 49/10)

Sec. 10. Findings.

(a) Pursuant to Public Act 95-736, the General Assembly created the Task Force on Service Member and Veterans Education to examine the manner in which public colleges and universities in the State of Illinois provided education to servicemen and servicewomen as well as veterans of the armed forces of the United States.

The Task Force conducted hearings and filed its findings with the General Assembly on September 16, 2008. Its report urges the General Assembly to recognize the sacrifice of American servicemen and women, and, in a small way, repay them by chartering a concerted effort by State government, in cooperation with our public institutions of higher learning, to make its best efforts to take positive, quantifiable steps to providing a superior learning environment for student veterans and service members. The Task Force reviewed the unique needs of veterans and military personnel, combined with the large number of active duty personnel and military veterans seeking higher education since the onset of the Global War on Terrorism. The Task Force found that public universities and community colleges in this State have varying levels of assistance available for active duty service personnel and veterans.

(b) The Task Force has reported that veterans and active duty personnel have difficulty in finding and receiving various State and federal education-related benefits and services that they may be eligible to receive, such as educational loans, scholarships, grants, local employment opportunities, access to medical care, a social network for support of student veterans, and groups to help with the transition to becoming a civilian after service in an active duty unit, because such programs are administered by different arms of the government.

(c) The Task Force found that the various public colleges and universities in this State have a wide array of programs and services available to veterans and active duty service personnel, ranging from online educational opportunities, admission and academic counseling, medical services, and family housing information.

(d) The Task Force also found that certain other higher education institutions across the United States have adopted programs and services that seek to better promote and coordinate the assistance that is available for veterans and active duty personnel.

(Source: P.A. 96-133, eff. 8-7-09.)



(110 ILCS 49/15)

Sec. 15. Survey; coordinator; best practices report; best efforts.

(a) All public colleges and universities shall, within 60 days after the effective date of this Act, conduct a survey of the services and programs that are provided for veterans, active duty military personnel, and their families, at each of their respective campuses. This survey shall enumerate and fully describe the service or program that is available, the number of veterans or active duty personnel using the service or program, an estimated range for potential use within a 5-year and 10-year period, information on the location of the service or program, and how its administrators may be contacted. The survey shall indicate the manner or manners in which a student veteran may avail himself or herself of the program's services. This survey must be made available to all veterans matriculating at the college or university in the form of an orientation-related guidebook.

Each public college and university shall make the survey available on the homepage of all campus Internet links as soon as practical after the completion of the survey. As soon as possible after the completion of the survey, each public college and university shall provide a copy of its survey to the following:

- (1) the Board of Higher Education;
- (2) the Department of Veterans' Affairs;
- (3) the President and Minority Leader of the Senate and the Speaker and Minority Leader of the House of Representatives; and
- (4) the Governor.

(b) Each public college and university shall, at its discretion, (i) appoint, within 6 months after the effective date of this Act, an existing employee or (ii) hire a new employee to serve as a Coordinator of Veterans and Military Personnel Student Services on each campus of the college or university that has an onsite, daily, full-time student headcount above 1,000 students.

The Coordinator of Veterans and Military Personnel Student Services shall be an ombudsperson serving the specific needs of student veterans and military personnel and their families and shall serve as an advocate before the administration of the college or university for the needs of student veterans. The college or university shall enable the Coordinator of Veterans and Military Personnel Student Services to communicate directly with the senior executive administration of the college or university periodically. The college or university shall retain unfettered discretion to determine the organizational management structure of its institution.

In addition to any responsibilities the college or university may assign, the Coordinator of Veterans and Military Personnel Student Services shall make its best efforts to create a centralized source for student veterans and military personnel to learn how to receive all benefit programs and services for which they are eligible.

Each college and university campus that is required to have a Coordinator of Veterans and Military Personnel Student Services shall regularly and conspicuously advertise the office location, phone number, and Internet access to the Coordinator of Veterans and Military Personnel Student Services, along with a brief summary of the manner in which he or she can assist student veterans. The advertisement shall include, but is not necessarily limited to, the following:

- (1) advertisements on each campus' Internet home page; and
- (2) any promotional mailings for student application.

The Coordinator of Veterans and Military Personnel Student Services shall facilitate other campus offices with the promotion of programs and services that are available.

(c) Upon receipt of all of the surveys under subsection (a) of this Section, the Board of Higher Education and the Department of Veterans' Affairs shall conduct a joint review of the surveys and post, on any Internet home page they may operate, a link to each survey as posted on the Internet website for the college or university. Upon receipt of all of the surveys, the Office of the Governor, through its military affairs advisors, shall similarly

conduct a review of the surveys and post the surveys on its Internet website. Following its review of the surveys, the Office of the Governor shall submit an evaluation report to each college and university offering suggestions and insight on the conduct of student veteran-related policies and programs.

(d) The Board of Higher Education and the Department of Veterans' Affairs may issue a best practices report to highlight those programs and services that are most beneficial to veterans and active duty military personnel. The report shall contain a fiscal needs assessment in conjunction with any program recommendations.

(e) Each college and university campus that is required to have a Coordinator of Veterans and Military Personnel Student Services under subsection (b) of this Section shall make its best efforts to create academic and social programs and services for veterans and active duty military personnel that will provide reasonable opportunities for academic performance and success.

Each public college and university shall make its best efforts to determine how its online educational curricula can be expanded or altered to serve the needs of student veterans and currently-deployed military, including a determination of whether and to what extent the public colleges and universities can share existing technologies to improve the online curricula of peer institutions, provided such efforts are both practically and economically feasible.

(Source: P.A. 96-133, eff. 8-7-09.)

(110 ILCS 49/20)

Sec. 20. Fiscal impact and reporting. Beginning on September 1 of the year following the effective date of this Act and each subsequent September 1, each college and university that is required to have a Coordinator of Veterans and Military Personnel Student Services under subsection (b) of Section 20 of this Act shall report to the Board of Higher Education on the fiscal impact of the programs and services related to the requirements of this Act.

The Board of Higher Education shall compile the information and, within 60 days after receipt of such information, issue a report reflecting the information for each institution required to report under this Section. The report must be filed with the Governor, the Governor's Office of Management and Budget, the Director of Veterans' Affairs, the Speaker of the House of Representatives, the President of the Senate, the Minority Leader of the House of Representatives, and the Minority Leader of the Senate.

(Source: P.A. 96-133, eff. 8-7-09.)

(110 ILCS 49/99)

Sec. 99. Effective date. This Act takes effect upon becoming law.

(Source: P.A. 96-133, eff. 8-7-09.)