



ILLINOIS BOARD OF  
HIGHER EDUCATION

JB Pritzker  
**Governor**

John Atkinson  
Burr Ridge  
**Chair**

**Members**

Jennifer Delaney  
*Champaign*

Andrea Evans  
*Chicago*

Jennifer Garrison  
*Vandalia*

Veronica Herrero  
*Chicago*

Pranav Kothari  
*Chicago*

Kenneth Shaw  
*Chicago*

Garth Walker  
*Chicago*

Clarence Wyatt  
*Monmouth*

**Student Members**

Sam Majka  
*Student Board Member*

Magnus  
*Nontraditional Student  
Board Member*

**Ex Officio Representatives**

Lazaro Lopez  
*Illinois Community  
College Board*

Kevin Huber  
*Illinois Student  
Assistance Commission*

**Executive Director**  
Ginger Ostro

IBHE.org

Phone 217.782.2551  
Fax 217.782.8548  
TTY 888.261.2881

*Printed on Recycled Paper*

**ILLINOIS BOARD OF HIGHER EDUCATION**  
1 NORTH OLD STATE CAPITOL PLAZA, SUITE  
333 SPRINGFIELD, ILLINOIS 62701-1377

**TO:** The Honorable JB Pritzker, Governor  
Director Alexis Sturm, Governor's Office of Management & Budget  
Director Maj. Gen. Peter Nezamis, Illinois Dept. of Veterans' Affairs  
The Honorable Don Harmon, Senate President  
The Honorable Dan McConchie, Senate Minority Leader  
The Honorable Emanuel "Chris" Welch, Speaker of the House  
The Honorable Jim Durkin, House Minority Leader

**FROM:** Ginger Ostro, Executive Director

**RE:** Annual Report on the Fiscal Impact of the Programs and Services  
Related to the Higher Education Veterans Service Act  
(Public Act 96-0133)

**DATE:** November 17, 2023

I am pleased to submit to you the annual report on the fiscal impact of the programs and services related to the Higher Education Veterans Service Act by the Illinois Board of Higher Education, in conjunction with the Illinois Department of Veterans' Affairs, the Illinois Community College Board, and the Illinois Student Assistance Commission

Please contact Jerry Lazzara at (217) 866-1443 if you have any questions about this report.

**CC:** Major General Peter Nezamis  
Dan Wellman  
Brian Durham  
Mackenzie Montgomery  
Eric Zarnikow

# **ANNUAL REPORT ON THE FISCAL IMPACT OF THE PROGRAMS AND SERVICES RELATED TO THE HIGHER EDUCATION VETERANS SERVICE ACT**



November 2023  
Illinois Board of Higher Education

## ILLINOIS BOARD OF HIGHER EDUCATION

### **Members**

John Atkinson, Chair, Burr Ridge  
Jennifer Delaney, Champaign  
Andrea Evans, Chicago  
Jennifer Garrison, Vandalia  
Veronica Herrero, Chicago  
Pranav Kothari, Chicago  
Kenneth Shaw, Chicago  
Garth Walker, Chicago  
Clarence Wyatt, Monmouth  
Garth Walker, Student Board Member  
Magnus Noble, Nontraditional Student Board Member  
Lazaro Lopez, Ex Officio Representative, Illinois Community College Board  
Kevin Huber, Ex Officio Representative, Illinois Student Assistance Commission

### **AGENCY**

Illinois Board of Higher Education  
1 N. Old State Capitol Plaza  
Suite 333  
Springfield, Illinois 62701-1377  
217.782.2551  
TTY 888.261.2881  
FAX 217.782.8548  
[www.ibhe.org](http://www.ibhe.org)

Printed by Authority  
of the State of Illinois 11/23— 6c  
*Printed on Recycled Paper*

# ANNUAL REPORT ON THE HIGHER EDUCATION VETERANS SERVICE ACT

## Introduction

In 2008, the Illinois Task Force on Service Member and Veterans Education urged the General Assembly, “to recognize the sacrifice of American servicemen and women, and, in a small way, repay them by chartering a concerted effort by State government, in cooperation with our public institutions of higher learning, to make its best efforts to take positive, quantifiable steps to providing a superior learning environment for student veterans and service members.” (110 ILCS 49/10) The Task Force’s report was the foundation for the Higher Education Veterans Service Act (Public Act 96-133) which was approved by Governor Quinn on August 7, 2009.

Pursuant to this Act, community colleges and public universities were required to appoint a current employee or hire a new employee to serve as a Coordinator of Veterans and Military Personnel Student Services on each campus. The coordinator serves as an ombudsperson and advocate in meeting the needs of veterans, active-duty personnel, and their families. Also, best efforts are to be taken to establish a centralized source where veterans and active-duty personnel have the opportunity to become knowledgeable about the benefit programs and services applicable to them.

This report presents an analysis of the actual expenditures for the programs and services provided to veterans and active-duty personnel by the public institutions of higher education during the prior fiscal year. The data for this report was obtained from survey responses submitted by the community colleges and public universities. The reported expenditures are not exclusively a result of the requirements set forth in Public Act 96-133, but rather a combination of the costs incurred by those requirements, and the additional services that institutions are providing to their veteran populations. Additionally, the financial assistance provided by the institutions to veterans through the Illinois Veteran Grant (IVG) program is included in this report.

## Fiscal Impact to Public Institutions

Illinois community colleges and public universities reported approximately \$6.35 million in expenditures to provide services to veterans and active-duty personnel in Fiscal Year 2023. The institutions reported 98.8 staff years. The number of staff years is equivalent to the number of full-time employees.

As shown in the table below, the fiscal impact of requiring coordinators on each campus is approximately \$2.8 million and 46 full-time staff. The majority of total expenditures are for services that are not directly related to the Act, as institutions reported \$3.5 million in expenditures, about 55% of the grand total. Institutions identified the source of funds for each dollar expended as either state funds or other funds (“other” includes federal funds and local revenues). Approximately \$3.4 million (53% of total) is from federal and local sources, while the State contributed about \$3 million (47% of total).

Table 1

Total Reported Veterans Expenditures for Public Universities and Community Colleges Combined				
Expenditures	Staff Years	Fiscal Year 2023 Expenditures		
		State Funds	Other Funds	Total Funds
Higher Education Veterans Service Act (Public Act 096-0133)	46.0	\$2,140,042	\$702,298	\$2,842,340
Services Provided to Veterans, but not Directly Related to the Act	52.8	\$1,246,140	\$2,261,604	\$3,507,744
<b>Total</b>	<b>98.8</b>	<b>\$3,386,182</b>	<b>\$2,963,902</b>	<b>\$6,350,084</b>

Survey totals by institution type are provided below for the 12 public university campuses and the 48 community colleges in Illinois. In Fiscal Year 2023, of the approximately \$6.35 million spent on services for veterans and active-duty personnel, roughly \$2.4 million (38%) was spent by public universities, while about \$3.9 million (62%) was spent by community colleges. While community colleges accounted for the majority of the total expenditures reported, both sectors had similar proportions between expenditures spent as a result of the Veterans Service Act and those spent on other veteran services. As shown in Table 2, public universities spent approximately \$1 million (41%) as a result of the Veterans Service Act and \$1.4 million (59%) was spent on all other veteran services. Table 3 shows that community colleges have spent about \$1.8 million (47%) as a result of the Veterans Service Act and about \$2.1 million (53%) was spent on other veteran services.

Table 2

Total Reported Veterans Expenditures for Public Universities				
Expenditures	Staff Years	Fiscal Year 2023 Expenditures		
		State Funds	Other Funds	Total Funds
Higher Education Veterans Service Act (Public Act 096-0133)	19.8	\$913,523	\$82,261	\$995,784
Services Provided to Veterans, but not Directly Related to the Act	21.3	\$634,301	\$773,840	\$1,408,141
<b>Total</b>	<b>41.0</b>	<b>\$1,547,824</b>	<b>\$856,101</b>	<b>\$2,403,925</b>

Table 3

Total Reported Veterans Expenditures for Community Colleges				
Expenditures	Staff Years	Fiscal Year 2023 Expenditures		
		State Funds	Other Funds	Total Funds
Higher Education Veterans Service Act (Public Act 096-0133)	26.2	\$1,226,519	\$620,037	\$1,846,556
Services Provided to Veterans, but not Directly Related to the Act	31.5	\$611,839	\$1,487,764	\$2,099,603
<b>Total</b>	<b>57.7</b>	<b>\$1,838,358</b>	<b>\$2,107,801</b>	<b>\$3,946,159</b>

### Expenditure Breakdown by Service Type – Public Universities and Community Colleges

The expenditures and staff years are grouped into categories of services that are commonly provided by colleges and universities - academic, career, financial aid, GI Bill certification, health, social, and other services. For simplicity, smaller services have been grouped into these categories as such:

- **Academic:** Counseling, support, and tutoring to enhance scholarly learning
- **Career:** Counseling and assistance with career decisions and employment
- **Financial Aid:** Counseling and information on available assistance to attend college
- **GI Bill Certification:** Administration of the Post-9/11 GI Bill benefits
- **Health:** Counseling and assistance to enhance learning and mobility
- **Social:** Campus social events, mentoring, orientation, transition assistance, and veteran student lounge or designated gathering space
- **Other:** Administration, certification of veteran benefits, outreach to the community, support staff, work study assistants, and marketing

Shown below are the total staff years and expenditures by type of service for Fiscal Year 2023 for both public universities and community colleges. The category with the highest percentage of expenditures is “Social” at about \$1.7 million (27% of the total). Career services had the lowest expenditure total by a significant margin

with only \$305,250 (5%). Most of the full-time staff are dedicated to GI bill certification and social services, which each make up over 21% of the total.

Table 4

Total Expenditures by Type for Public Universities and Community Colleges				
Expenditure Type	Staff Years	State Funds	Other Funds	Total Funds
Academic	14.2	\$503,469	\$543,536	\$1,047,005
Career	4.3	\$162,423	\$142,827	\$305,250
Financial Aid	16.5	\$543,520	\$313,873	\$857,394
GI Bill Certification	21.1	\$816,781	\$457,780	\$1,274,561
Health	5.4	\$170,276	\$232,966	\$403,241
Social	22.4	\$901,587	\$805,626	\$1,707,213
Other	14.9	\$288,125	\$467,295	\$755,420
<b>Total</b>	<b>98.8</b>	<b>\$3,386,182</b>	<b>\$2,963,902</b>	<b>\$6,350,084</b>

Figure 1 displays the percentage of total full-time staff employed for each category in Fiscal Year 2023. Career services only employ approximately 4% of all full-time staff for services provided for veterans, and health services only account for about 6%. Aside from those small categories, staff are evenly spread with a range of 14% to 21%, but social services once again sits on top with 23%.

Figure 1  
Staff Years by Type for Public Universities and Community Colleges

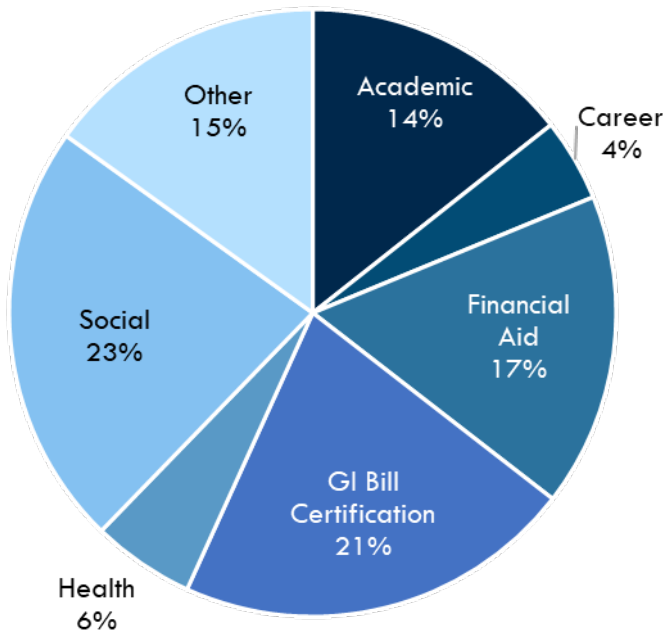


Figure 2 displays the percentage of total expenditures for each category in Fiscal Year 2023. Career services only account for 5% of all expenditures for services provided for veterans, and health services only account for about 6%. GI bill certification and social services are the largest sources of expenditures at 20% and 27% respectively.

Figure 2  
Total Expenditures by Type for Public Universities and Community Colleges

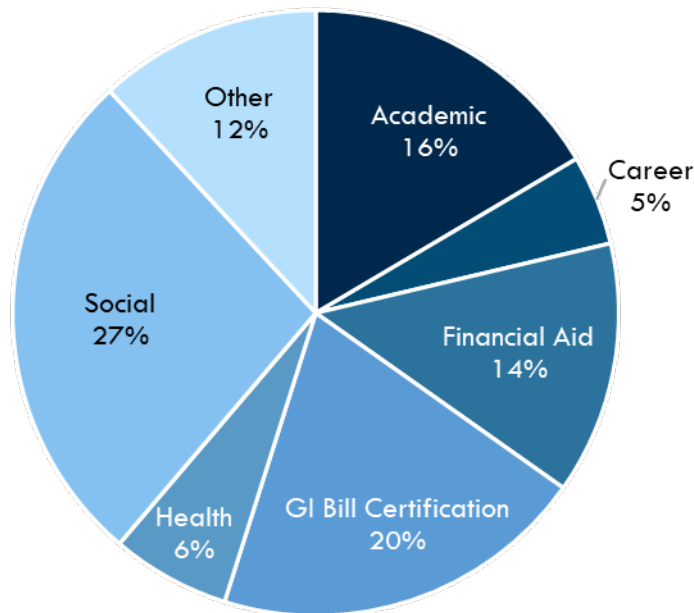
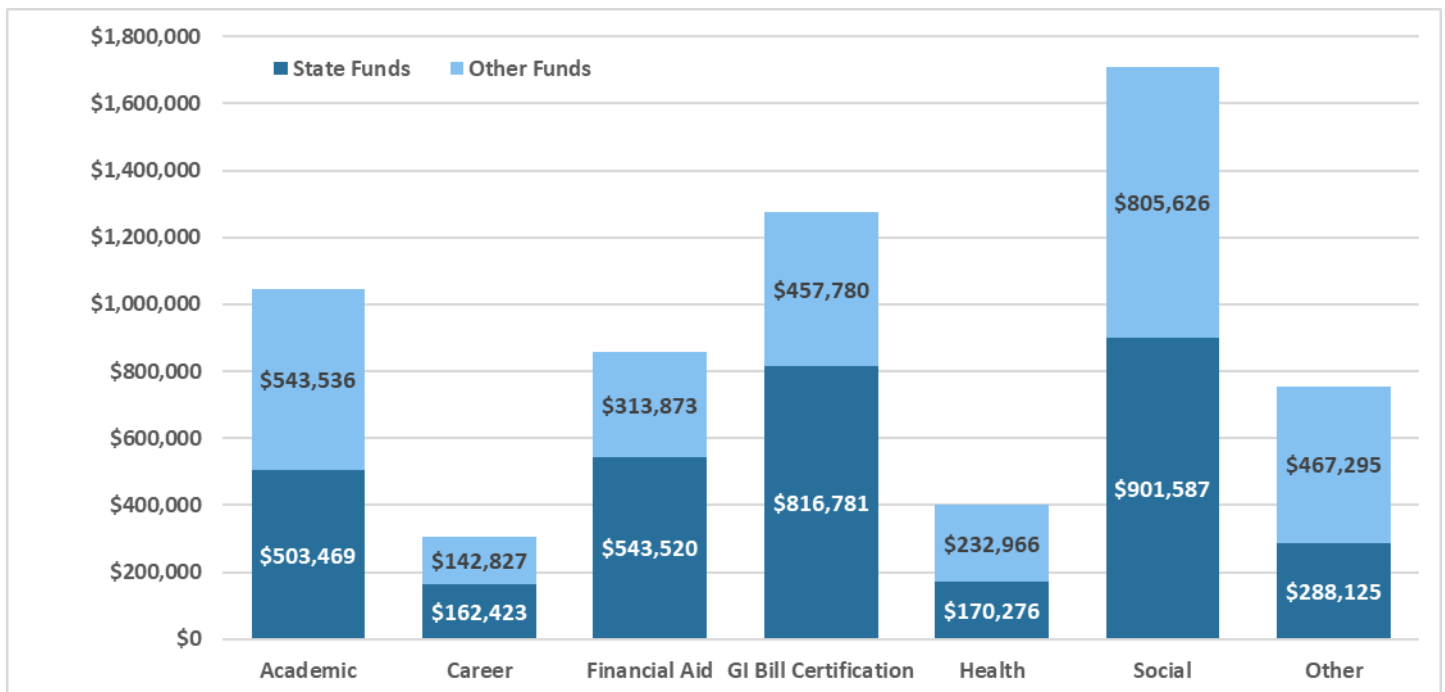


Figure 3 illustrates the distribution of expenditures by source for Fiscal Year 2023. In every category, the State provided a higher amount of funding than other sources, with the sole exception of the “other” expenditures. Once again, it is evident that the least amount of funding is dedicated to career services. While social services accounts for the most State-funded expenditures as well as the most overall spending.

Figure 3  
Distribution of Fund Sources of Total Expenditures by Type for Public Universities and Community Colleges



## Expenditure Breakdown by Service Type – Public Universities vs Community Colleges

This section replicates the previous one but separates the data to compare public universities to community colleges. Tables 5 and 6 show the breakdown of total expenditures for Fiscal Year 2023, by category, for public universities and community colleges separately.

Table 5

Total Expenditures by Type for Public Universities				
Expenditure Type	Staff Years	State Funds	Other Funds	Total Funds
Academic	4.7	\$208,141	\$48,718	\$256,859
Career	2.2	\$79,664	\$51,859	\$131,523
Financial Aid	7.4	\$290,116	\$28,449	\$318,565
GI Bill Certification	7.3	\$357,542	\$12,655	\$370,196
Health	2.4	\$82,677	\$79,459	\$162,137
Social	11.1	\$448,630	\$412,731	\$861,361
Other	6.1	\$81,054	\$222,230	\$303,284
<b>Total</b>	<b>41.0</b>	<b>\$1,547,824</b>	<b>\$856,101</b>	<b>\$2,403,925</b>

Table 6

Total Expenditures by Type for Community Colleges				
Expenditure Type	Staff Years	State Funds	Other Funds	Total Funds
Academic	9.5	\$295,328	\$494,818	\$790,146
Career	2.2	\$82,760	\$90,967	\$173,727
Financial Aid	9.1	\$253,404	\$285,425	\$538,829
GI Bill Certification	13.8	\$459,239	\$445,125	\$904,365
Health	3.0	\$87,599	\$153,506	\$241,105
Social	11.3	\$452,957	\$392,895	\$845,852
Other	8.8	\$207,071	\$245,065	\$452,136
<b>Total</b>	<b>57.7</b>	<b>\$1,838,358</b>	<b>\$2,107,801</b>	<b>\$3,946,159</b>

Figure 4 displays the percentage of total full-time staff employed for each category in Fiscal Year 2023. Career services only employ 5.3% of all full-time staff for public universities and 3.8% for community colleges, making it the smallest category for both. GI bill certification and social services each account for more than 17% of full-time staff for both community colleges and public universities. The most significant difference on display here is that community colleges devote about 50% more of their staff to academic services than public universities which focus much more on financial aid and social services.



Figure 4  
Staff Years Comparison: Percentage by Service Type

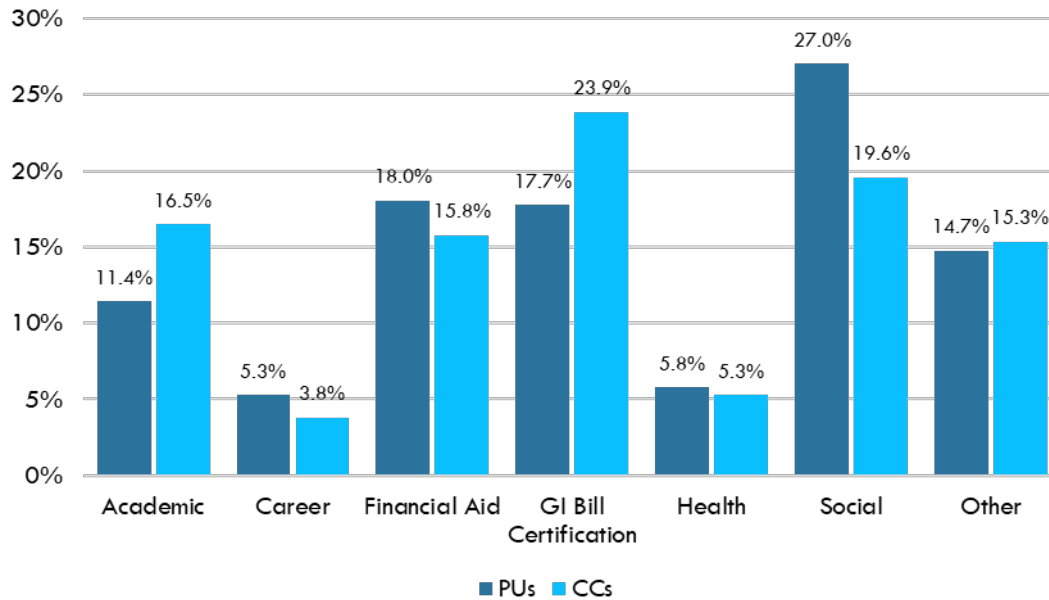


Figure 5 displays the percentage of total expenditures for each category in Fiscal Year 2023. The largest difference displayed occurs in academic services which makes almost twice as much of the total for community colleges than for public universities. Universities tend to spend more on social services than community colleges and spend the most on social services overall.

Figure 5  
Total Expenditures Comparison: Percentage by Service Type

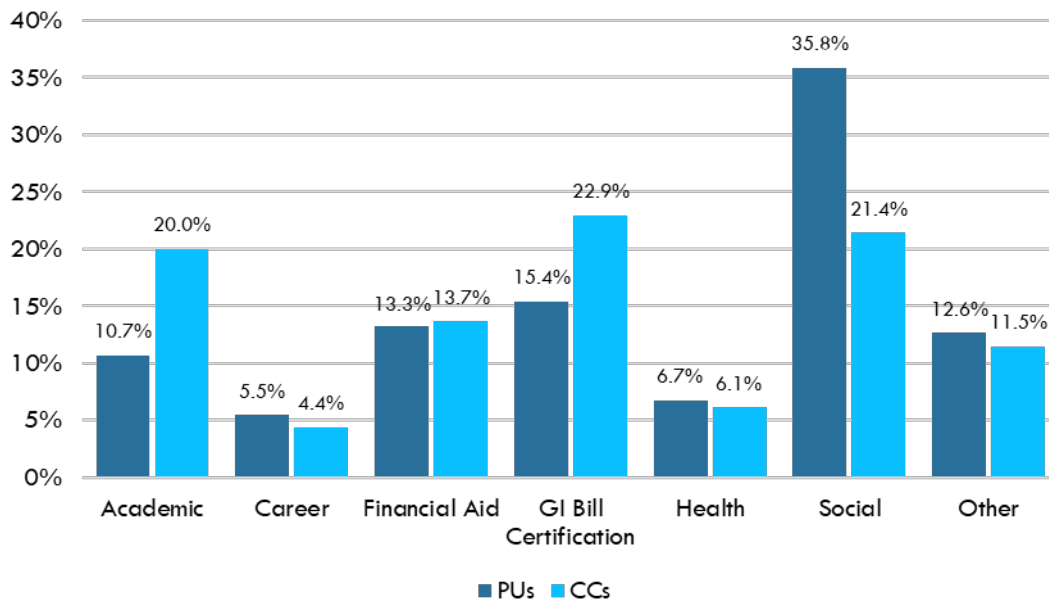
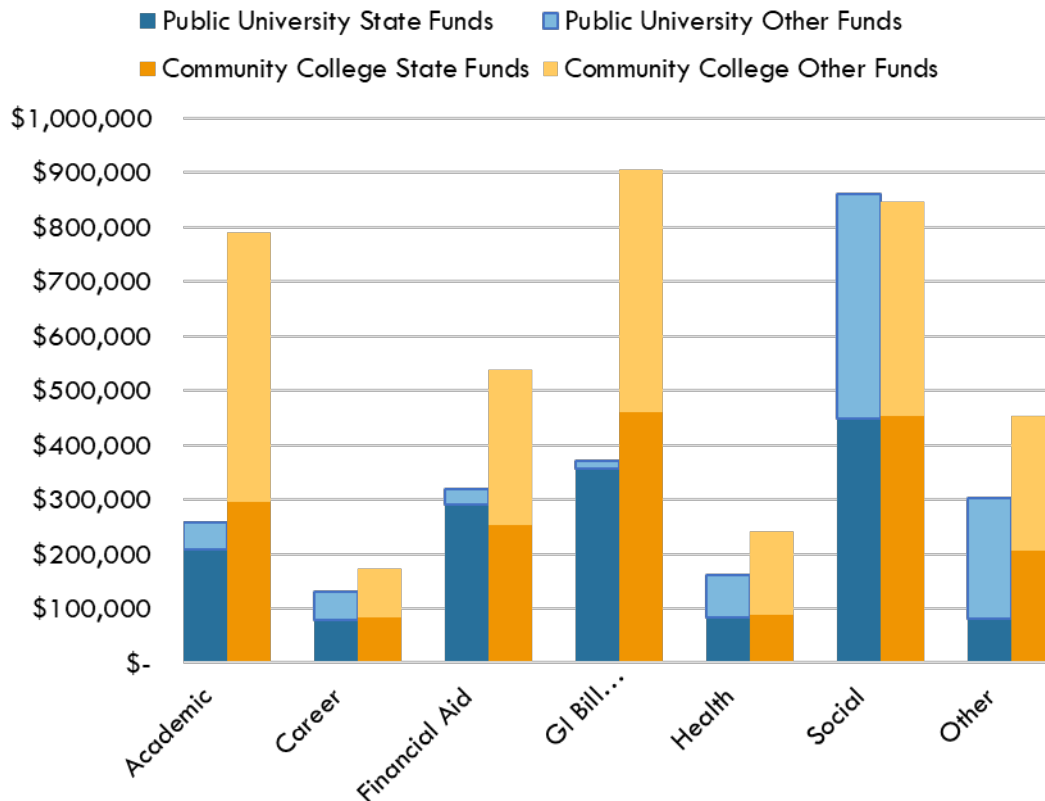


Figure 6 illustrates the distribution of expenditure funds by source for Fiscal Year 2023. Public universities rely much more on state funds in almost all categories, with financial aid and GI bill certification almost entirely funded by the State. The main exceptions are career and health services which are both close to a 50/50 split. Community colleges rely more on other funds than universities, with close to a 50/50 split in nearly every category.

Figure 6  
Distribution of Fund Sources of Total Expenditures by Type



### Illinois Veteran Grant Program

The Illinois Veteran Grant program waives the tuition and fees of Illinois veterans attending public universities or community colleges for the equivalent of four years of full-time enrollment. (110 ILCS 947/40) In the past, the State reimbursed the institutions for most of the cost of the waivers through appropriations made to the Illinois Student Assistance Commission (ISAC) and the Illinois Community College Board (ICCB). However, those appropriations were reduced in fiscal years 2011 and 2012, leaving universities and community colleges to cover these costs. In Fiscal Year 2013, appropriations to ISAC were eliminated and greatly reduced to ICCB. There has been no state funding for this program since Fiscal Year 2013 for universities, leaving them with a substantially unfunded mandate. There has been some funding for community colleges, which has increased in recent years. For fiscal years 2019 through 2023 the appropriation for ICCB was \$4.26 million allowing ICCB to reimburse community colleges for most of their costs.

Since Fiscal Year 2010, the total value of claims has decreased, reducing the incurred shortfalls caused by lack of appropriation. In Fiscal Year 2023, there was \$10.3 million in waiver claims, which is a \$1.3 million decrease from 2022 and a \$5.1 million decrease from 2019. The number of awards distributed has a slightly larger decrease over the same span. In Fiscal Year 2023, 256 fewer veteran grants were awarded than in 2022 and 1,482 less than were awarded in 2019. A major factor in the steady decline in state-funded waiver claims is the increases in Post-9/11 GI Bill benefits claimed by veterans. Those benefits are similar, but not identical to the state program, and veterans may choose whichever program better meets their needs.

Table 7

Illinois Veterans Grants Program for Public Universities and Community Colleges (FY18-FY23)			
Fiscal Year	Appropriation	Claims*	Awards Distributed
2019	\$4,264,600	\$15,361,124	3,387
2020	\$4,264,600	\$15,167,322	3,173
2021	\$4,264,600	\$13,349,176	2,573
2022	\$4,264,600	\$11,557,252	2,161
2023	\$4,264,600	\$10,267,074	1,905

Table 8

Illinois Veterans Grants Program for Public Universities (FY18-FY23)			
Fiscal Year	Appropriation	Claims*	Awards Distributed
2019	\$0	\$11,819,934	1,635
2020	\$0	\$12,038,050	1,542
2021	\$0	\$11,213,189	1,460
2022	\$0	\$9,781,944	1,275
2023	\$0	\$8,639,299	1,114

Table 9

Illinois Veterans Grants Program for Community Colleges (FY18-FY23)			
Fiscal Year	Appropriation	Claims*	Awards Distributed
2019	\$4,264,600	\$3,541,190	1,752
2020	\$4,264,600	\$3,129,272	1,631
2021	\$4,264,600	\$2,135,987	1,113
2022	\$4,264,600	\$1,775,307	886
2023	\$4,264,600	\$1,627,775	791

\*Includes undergraduate and graduate waivers.

Source: Illinois Student Assistance Commission

## Conclusion

Community colleges and public universities in Illinois provided \$6.35 million worth of services to veterans and active-duty military personnel in Fiscal Year 2023, while employing approximately 98.8 full-time staff. The Higher Education Veterans Act is responsible for over 44% of both staff and expenditures dedicated to veterans and military personnel. The institutions continue to strive in meeting the objectives of Public Act 96-133 by having a Coordinator of Veterans and Military Personnel Student Services on each campus, making benefit programs and services available to the veteran population, providing data on the fiscal impact of the act, and providing useful information online.

## APPENDICES

---

- Appendix A** Fiscal Year 2023 Expenditures and Staff Years by Type of Service Provided for Public Universities, Community Colleges, and Total
- Appendix B** Data Accuracy and Reporting Methodology
- Appendix C** Fiscal Impact Survey Submissions, Fiscal Year 2023
- Appendix D** Fiscal Impact Survey, Fiscal Year 2023
- Appendix E** Higher Education Veterans Act (110 ILCS 49)

**APPENDIX A – FISCAL YEAR 2023 EXPENDITURES AND STAFF YEARS BY TYPE OF SERVICE PROVIDED FOR PUBLIC UNIVERSITIES, COMMUNITY COLLEGES, AND TOTAL**

---

**Table A-1**  
***Fiscal Impact of the Programs and Services Related to the Higher Education Veterans Services Act***  
***Fiscal Year 2023 Expenditures and Staff Years, by Type of Service Provided***

		Public Universities			Community Colleges			Total		
		Staff Years*	Dollars (\$) FY 2023 Expenditures		Staff Years*	Dollars (\$) FY 2023 Expenditures		Staff Years*	Dollars (\$) FY 2023 Expenditures	
			State	Other		State	Other		State	Other
Academic Services		1.6	\$89,760	\$3,143	2.4	\$117,218	\$91,636	3.9	\$206,978	\$94,779
	Academic Counseling	0.7	38,696	2,032	1.0	69,167	43,152	1.7	107,863	45,184
	Academic Support/Tutoring	0.9	51,064	1,112	1.4	48,050	48,484	2.2	99,115	49,596
Career Services		1.1	60,994	4,113	1.4	54,782	59,736	2.6	115,776	63,849
	Career Services	0.7	41,967	2,390	0.7	31,462	22,823	1.4	73,429	25,213
	Employment Assistance	0.4	19,026	1,723	0.8	23,320	36,914	1.2	42,346	38,637
Financial Aid Services		3.9	145,958	15,449	3.4	152,087	70,036	7.3	298,045	85,485
	Financial Aid Assistance Counseling	3.1	100,293	14,054	2.9	123,904	57,671	6.0	224,197	71,725
	Tuition Assistance Counseling	0.8	45,665	1,395	0.6	28,183	12,365	1.3	73,848	13,760
GI Bill Certification		3.7	174,492	8,467	6.9	332,476	141,478	10.6	506,968	149,944
Health Services		0.7	45,301	1,112	1.1	39,785	36,901	1.9	85,086	38,012
	Counseling	0.3	19,415	0	0.7	27,541	19,474	1.0	46,956	19,474
	Disability Services	0.2	7,024	1,112	0.3	8,866	10,282	0.5	15,890	11,393
	Health Services	0.2	18,863	0	0.1	3,378	7,145	0.4	22,241	7,145
Social Services		6.6	335,392	35,768	7.0	374,308	148,452	13.6	709,700	184,220
	Campus Social Events	2.2	90,006	10,868	1.2	77,445	14,413	3.4	167,451	25,282
	Mentoring	1.0	53,566	5,012	0.8	39,680	21,130	1.8	93,246	26,142
	Orientation	0.7	34,041	3,567	1.2	65,874	19,677	1.8	99,915	23,244
	Transition Assistance	0.9	48,571	3,158	1.1	82,137	9,135	2.0	130,708	12,293
	Veteran Student Lounge or Designate Gathering Space	1.9	109,209	13,162	2.8	109,172	84,096	4.6	218,380	97,259
Other Services		2.2	61,626	14,210	3.9	155,863	71,798	6.1	217,489	86,008
	Veterans Coordinator - Support Staff	2.2	61,626	14,210	1.1	32,853	35,545	3.3	94,479	49,755
	Other	0.0	0	0	2.8	123,010	36,253	2.8	123,010	36,253
Total		19.8	\$913,523	\$82,261	26.2	\$1,226,519	\$620,037	46.0	\$2,140,042	\$702,298

\*One staff year is equivalent to one full-time employee.

**Table A-2**  
***Fiscal Impact of the Programs and Services NOT Directly Related to the Higher Education Veterans Services Act***  
***Fiscal Year 2023 Expenditures and Staff Years, by Type of Service Provided***

		Public Universities			Community Colleges			Total		
		Staff Years*	Dollars (\$)		Staff Years*	Dollars (\$)		Staff Years*	Dollars (\$)	
			FY 2023 Expenditures			FY 2023 Expenditures			FY 2023 Expenditures	
			State	Other		State	Other		State	Other
Academic Services		3.1	\$118,381	\$45,575	7.1	\$178,111	\$403,182	10.3	\$296,492	\$448,757
	Academic Counseling	2.0	76,204	22,500	4.2	120,702	239,642	6.2	196,907	262,142
	Academic Support/Tutoring	1.1	42,177	23,075	2.9	57,408	163,539	4.0	99,585	186,614
Career Services		1.0	18,670	47,746	0.7	27,978	31,231	1.8	46,648	78,977
	Career Services	0.9	13,020	47,746	0.3	14,181	11,858	1.2	27,201	59,604
	Employment Assistance	0.1	5,651	0	0.4	13,796	19,373	0.6	19,447	19,373
Financial Aid Services		3.5	144,158	13,000	5.7	101,317	215,389	9.2	245,475	228,389
	Financial Aid Assistance Counseling	2.7	114,475	6,000	4.7	82,549	176,248	7.4	197,024	182,248
	Tuition Assistance Counseling	0.8	29,683	7,000	1.0	18,768	39,140	1.8	48,451	46,140
GI Bill Certification		3.6	183,050	4,188	6.9	126,763	303,648	10.5	309,813	307,836
Health Services		1.7	37,376	78,348	1.9	47,813	116,606	3.5	85,189	194,954
	Counseling	1.4	21,294	75,571	0.6	14,128	52,958	2.0	35,421	128,528
	Disability Services	0.2	8,186	0	1.2	25,365	59,666	1.4	33,551	59,666
	Health Services	0.1	7,897	2,777	0.1	8,321	3,982	0.2	16,217	6,759
Social Services		4.5	113,238	376,963	4.3	78,649	244,443	8.8	191,887	621,406
	Campus Social Events	0.3	7,793	9,702	1.1	41,501	52,429	1.4	49,295	62,131
	Mentoring	0.3	9,066	11,081	1.0	13,592	69,992	1.3	22,658	81,073
	Orientation	1.0	38,188	9,225	0.6	18,057	35,515	1.5	56,244	44,740
	Transition Assistance	2.7	54,709	145,230	0.9	2,154	50,198	3.6	56,863	195,428
	Veteran Student Lounge or Designate Gathering Space	0.1	3,482	201,725	0.7	3,345	36,310	0.9	6,827	238,035
Other Services		3.8	19,428	208,020	4.9	51,208	173,267	8.8	70,636	381,287
	Veterans Coordinator - Support Staff	0.7	14,278	12,020	4.0	27,007	148,737	4.7	41,284	160,757
	Other	3.1	5,150	196,000	1.0	24,202	24,529	4.1	29,352	220,529
Total		21.3	\$634,301	\$773,840	31.5	\$611,839	\$1,487,764	52.8	\$1,246,140	\$2,261,604

\*One staff year is equivalent to one full-time employee.

**Table A-3**  
**Total Fiscal Impact of the Programs and Services Related to Higher Education Veterans Services**  
**Fiscal Year 2023 Expenditures and Staff Years, by Type of Service Provided**

		Public Universities			Community Colleges			Total		
		Staff Years*	Dollars (\$)		Staff Years*	Dollars (\$)		Staff Years*	Dollars (\$)	
			FY 2023 Expenditures			FY 2023 Expenditures			FY 2023 Expenditures	
			State	Other		State	Other		State	Other
Academic Services		4.7	\$208,141	\$48,718	9.5	\$295,328	\$494,818	14.2	\$503,469	\$543,536
	Academic Counseling	2.7	114,900	24,532	5.3	189,870	282,794	8.0	304,770	307,326
	Academic Support/Tutoring	2.0	93,241	24,187	4.3	105,459	212,024	6.2	198,700	236,210
Career Services		2.2	79,664	51,859	2.2	82,760	90,967	4.3	162,423	142,827
	Career Services	1.6	54,987	50,136	1.0	45,643	34,681	2.6	100,630	84,817
	Employment Assistance	0.6	24,677	1,723	1.2	37,117	56,287	1.7	61,793	58,010
Financial Aid Services		7.4	290,116	28,449	9.1	253,404	285,425	16.5	543,520	313,873
	Financial Aid Assistance Counseling	5.8	214,768	20,054	7.6	206,453	233,919	13.4	421,221	253,973
	Tuition Assistance Counseling	1.6	75,348	8,395	1.5	46,951	51,505	3.1	122,299	59,900
GI Bill Certification		7.3	357,542	12,655	13.8	459,239	445,125	21.1	816,781	457,780
Health Services		2.4	82,677	79,459	3.0	87,599	153,506	5.4	170,276	232,966
	Counseling	1.7	40,708	75,571	1.2	41,669	72,432	3.0	82,377	148,002
	Disability Services	0.3	15,209	1,112	1.5	34,231	69,948	1.9	49,440	71,059
	Health Services	0.3	26,760	2,777	0.2	11,699	11,127	0.6	38,458	13,904
Social Services		11.1	448,630	412,731	11.3	452,957	392,895	22.4	901,587	805,626
	Campus Social Events	2.5	97,799	20,570	2.3	118,946	66,842	4.8	216,745	87,412
	Mentoring	1.3	62,632	16,093	1.8	53,273	91,122	3.1	115,905	107,215
	Orientation	1.7	72,228	12,792	1.7	83,930	55,192	3.4	156,159	67,984
	Transition Assistance	3.6	103,281	148,388	2.0	84,291	59,333	5.5	187,572	207,721
	Veteran Student Lounge or Designate Gathering Space	2.0	112,690	214,887	3.5	112,517	120,406	5.5	225,207	335,294
Other Services		6.1	81,054	222,230	8.8	207,071	245,065	14.9	288,125	467,295
	Veterans Coordinator - Support Staff	2.9	75,903	26,230	5.0	59,859	184,282	8.0	135,763	210,512
	Other	3.1	5,150	196,000	3.8	147,212	60,782	6.9	152,362	256,782
Total		41.0	\$1,547,824	\$856,101	57.7	\$1,838,358	\$2,107,801	98.8	\$3,386,182	\$2,963,902

\*One staff year is equivalent to one full-time employee.



## APPENDIX B – DATA ACCURACY AND REPORTING METHODOLOGY

---

The institutions were again asked to report their data in two parts (a copy of the survey is provided in the Appendix). Part one consists of staff years and expenditures attributable to the fiscal impact of the Higher Education Veterans Service Act (Public Act 96-133). Part two consists of staff years and expenditures for services specifically provided to veterans, but not directly related to the Act.

IBHE continues to work with institutions to improve consistency in reporting. Many schools vary widely in structure and in the services they provide. This explains the variety of services that are itemized by our public institutions on their respective Fiscal Impact Surveys in Appendix C. This year, IBHE teamed up with the Community College Board and the Department of Veteran's Affairs to revise the data collection method, and an instructional webinar was held to help improve reporting efficiency and accuracy. In doing so, we believe we have made significant strides in the uniformity of the data collection for this report. However, these improvements do not come without any drawbacks. The new method of data collection has demonstrated that much of the data submitted in previous years is not accurate to our new standards. As such, that data has been omitted for year-to-year comparisons. Year-to-year comparisons will return next year.



# Fiscal Impact of the Programs and Services Related to the Higher Education Veterans Services Act Public Act 096-0133

## Black Hawk College

### Fiscal Year 2023

	Veterans Coordinator			Other Veterans Services			Total Veterans Services		
	Staff Years	State Dollars	Other Dollars	Staff Years	State Dollars	Other Collars	Staff Years	State Dollars	Other Dollars
Academic Counseling	0.0750	\$0	\$2,910	0.0000	\$0	\$0	0.0750	\$0	\$2,910
Academic Support	0.1550	\$0	\$7,320	0.0000	\$0	\$0	0.1550	\$0	\$7,320
Campus Social Events	0.0550	\$0	\$1,998	0.0000	\$0	\$0	0.0550	\$0	\$1,998
Career Services	0.0754	\$0	\$5,111	0.0000	\$0	\$0	0.0754	\$0	\$5,111
Counseling	0.1508	\$0	\$7,594	0.0000	\$0	\$0	0.1508	\$0	\$7,594
Disability Services	0.1600	\$0	\$5,961	0.0000	\$0	\$0	0.1600	\$0	\$5,961
Employment Assistance	0.1300	\$0	\$10,649	0.0000	\$0	\$0	0.1300	\$0	\$10,649
Financial Aid Assistance Counseling	0.0400	\$0	\$3,277	0.0200	\$0	\$36	0.0600	\$0	\$3,313
Health Services	0.0400	\$0	\$3,277	0.0000	\$0	\$0	0.0400	\$0	\$3,277
Mentoring	0.1079	\$0	\$8,312	0.0000	\$0	\$0	0.1079	\$0	\$8,312
Orientation	0.1225	\$0	\$4,845	0.0000	\$0	\$0	0.1225	\$0	\$4,845
Tuition Assistance Counseling	0.0375	\$0	\$2,533	0.0000	\$0	\$0	0.0375	\$0	\$2,533
Transition Assistance	0.0000	\$0	\$0	0.0000	\$0	\$0	0.0000	\$0	\$0
Office Support for Veterans Coordinator	0.0000	\$0	\$0	0.0000	\$0	\$0	0.0000	\$0	\$0
Veterans Student Lounge/Gathering Space	0.0400	\$0	\$3,277	0.0000	\$0	\$0	0.0400	\$0	\$3,277
GI Bill Certification	0.2400	\$0	\$19,660	0.0000	\$0	\$0	0.2400	\$0	\$19,660
Total	1.4292	\$0	\$86,723	0.0200	\$0	\$36	1.4492	\$0	\$86,759

# Fiscal Impact of the Programs and Services Related to the Higher Education Veterans Services Act Public Act 096-0133

## Carl Sandburg College Fiscal Year 2023

	Veterans Coordinator			Other Veterans Services			Total Veterans Services		
	Staff Years	State Dollars	Other Dollars	Staff Years	State Dollars	Other Collars	Staff Years	State Dollars	Other Dollars
Academic Counseling	0.0000	\$0	\$0	0.0000	\$8,817	\$0	0.0000	\$8,817	\$0
Academic Support	0.0000	\$0	\$0	0.0000	\$2,939	\$0	0.0000	\$2,939	\$0
Campus Social Events	0.0000	\$0	\$0	0.0000	\$12,901	\$0	0.0000	\$12,901	\$0
Career Services	0.0000	\$0	\$0	0.0000	\$8,504	\$0	0.0000	\$8,504	\$0
Counseling	0.0000	\$0	\$0	0.0000	\$735	\$0	0.0000	\$735	\$0
Disability Services	0.0000	\$0	\$0	0.0000	\$1,613	\$0	0.0000	\$1,613	\$0
Employment Assistance	0.0000	\$0	\$0	0.0000	\$1,907	\$0	0.0000	\$1,907	\$0
Financial Aid Assistance Counseling	0.0000	\$0	\$0	0.0000	\$0	\$0	0.0000	\$0	\$0
Health Services	0.0000	\$0	\$0	0.0000	\$2,580	\$0	0.0000	\$2,580	\$0
Mentoring	0.0000	\$0	\$0	0.0000	\$1,029	\$0	0.0000	\$1,029	\$0
Orientation	0.0000	\$0	\$0	0.0000	\$5,132	\$0	0.0000	\$5,132	\$0
Tuition Assistance Counseling	0.0000	\$0	\$0	0.0000	\$645	\$0	0.0000	\$645	\$0
Transition Assistance	0.0000	\$0	\$0	0.0000	\$147	\$0	0.0000	\$147	\$0
Office Support for Veterans Coordinator	0.0000	\$0	\$0	0.0000	\$0	\$0	0.0000	\$0	\$0
Veterans Student Lounge/Gathering Space	0.0000	\$0	\$0	0.0000	\$0	\$0	0.0000	\$0	\$0
GI Bill Certification	0.0000	\$0	\$0	0.0000	\$0	\$0	0.0000	\$0	\$0
Total	0.0000	\$0	\$0	0.0000	\$46,948	\$0	0.0000	\$46,948	\$0

# Fiscal Impact of the Programs and Services Related to the Higher Education Veterans Services Act Public Act 096-0133

## CCC - Harold Washington College

### Fiscal Year 2023

	Veterans Coordinator			Other Veterans Services			Total Veterans Services		
	Staff Years	State Dollars	Other Dollars	Staff Years	State Dollars	Other Collars	Staff Years	State Dollars	Other Dollars
Academic Counseling	0.0938	\$0	\$7,613	0.3656	\$1,762	\$37,080	0.4594	\$1,762	\$44,694
Academic Support	0.0938	\$0	\$7,613	0.0609	\$294	\$6,180	0.1547	\$294	\$13,794
Campus Social Events	0.0656	\$0	\$8,001	0.0183	\$88	\$1,854	0.0839	\$88	\$9,855
Career Services	0.0469	\$0	\$3,807	0.0122	\$59	\$1,236	0.0591	\$59	\$5,043
Counseling	0.0938	\$0	\$7,613	0.0000	\$0	\$0	0.0938	\$0	\$7,613
Disability Services	0.0188	\$0	\$1,523	0.0000	\$0	\$0	0.0188	\$0	\$1,523
Employment Assistance	0.0469	\$0	\$5,810	0.0000	\$0	\$0	0.0469	\$0	\$5,810
Financial Aid Assistance Counseling	0.0938	\$0	\$7,613	0.1500	\$0	\$11,473	0.2438	\$0	\$19,086
Health Services	0.0281	\$0	\$2,284	0.0000	\$0	\$0	0.0281	\$0	\$2,284
Mentoring	0.0938	\$0	\$7,613	0.0609	\$294	\$6,180	0.1547	\$294	\$13,794
Orientation	0.0469	\$0	\$3,807	0.0914	\$440	\$9,270	0.1383	\$440	\$13,077
Tuition Assistance Counseling	0.0281	\$0	\$3,620	0.0000	\$0	\$0	0.0281	\$0	\$3,620
Transition Assistance	0.0469	\$0	\$3,807	0.0000	\$0	\$0	0.0469	\$0	\$3,807
Office Support for Veterans Coordinator	0.0000	\$0	\$7,346	0.0000	\$0	\$0	0.0000	\$0	\$7,346
Veterans Student Lounge/Gathering Space	0.0469	\$0	\$17,164	0.0000	\$0	\$0	0.0469	\$0	\$17,164
GI Bill Certification	0.0000	\$0	\$0	0.6000	\$0	\$45,890	0.6000	\$0	\$45,890
Supervising Work Study	0.0469	\$0	\$3,807	0.0000	\$0	\$0	0.0469	\$0	\$3,807
On-line Virtual Office	0.0469	\$0	\$30,521	0.0000	\$0	\$0	0.0469	\$0	\$30,521
Total	0.9375	\$0	\$129,562	1.3594	\$2,936	\$119,163	2.2969	\$2,936	\$248,726

# Fiscal Impact of the Programs and Services Related to the Higher Education Veterans Services Act Public Act 096-0133

## CCC - Harry S Truman College

### Fiscal Year 2023

	Veterans Coordinator			Other Veterans Services			Total Veterans Services		
	Staff Years	State Dollars	Other Dollars	Staff Years	State Dollars	Other Collars	Staff Years	State Dollars	Other Dollars
Academic Counseling	0.0200	\$1,304	\$0	0.0000	\$0	\$0	0.0200	\$1,304	\$0
Academic Support	0.0200	\$1,304	\$0	0.0000	\$0	\$0	0.0200	\$1,304	\$0
Campus Social Events	0.0200	\$1,304	\$0	0.0000	\$0	\$0	0.0200	\$1,304	\$0
Career Services	0.0100	\$652	\$0	0.0000	\$0	\$0	0.0100	\$652	\$0
Counseling	0.0200	\$1,304	\$0	0.0000	\$0	\$0	0.0200	\$1,304	\$0
Disability Services	0.0100	\$652	\$0	0.0000	\$0	\$0	0.0100	\$652	\$0
Employment Assistance	0.0100	\$652	\$0	0.0000	\$0	\$0	0.0100	\$652	\$0
Financial Aid Assistance Counseling	0.2600	\$17,821	\$0	0.0000	\$0	\$0	0.2600	\$17,821	\$0
Health Services	0.0100	\$652	\$0	0.0000	\$0	\$0	0.0100	\$652	\$0
Mentoring	0.0300	\$1,956	\$0	0.0000	\$0	\$0	0.0300	\$1,956	\$0
Orientation	0.0100	\$652	\$0	0.0000	\$0	\$0	0.0100	\$652	\$0
Tuition Assistance Counseling	0.0100	\$652	\$0	0.0000	\$0	\$0	0.0100	\$652	\$0
Transition Assistance	0.0500	\$3,260	\$0	0.0000	\$0	\$0	0.0500	\$3,260	\$0
Office Support for Veterans Coordinator	0.0000	\$0	\$0	0.0000	\$0	\$0	0.0000	\$0	\$0
Veterans Student Lounge/Gathering Space	0.0600	\$3,912	\$0	0.0000	\$0	\$0	0.0600	\$3,912	\$0
GI Bill Certification	0.2800	\$18,907	\$0	0.0000	\$0	\$0	0.2800	\$18,907	\$0
VA Work Study Supervisor	0.1000	\$6,519	\$0	0.0000	\$0	\$0	0.1000	\$6,519	\$0
VA Education Benefits Advising	0.5000	\$32,597	\$0	0.0000	\$0	\$0	0.5000	\$32,597	\$0
Military Education Benefits Certification	0.1800	\$12,388	\$0	0.0000	\$0	\$0	0.1800	\$12,388	\$0
Total	12.0000	\$127,961	\$0	0.0000	\$0	\$0	1.6000	\$106,486	\$0

# Fiscal Impact of the Programs and Services Related to the Higher Education Veterans Services Act Public Act 096-0133

## CCC - Kennedy King College

### Fiscal Year 2023

	Veterans Coordinator			Other Veterans Services			Total Veterans Services		
	Staff Years	State Dollars	Other Dollars	Staff Years	State Dollars	Other Collars	Staff Years	State Dollars	Other Dollars
Academic Counseling	0.1000	\$7,998	\$0	0.0000	\$0	\$0	0.1000	\$7,998	\$0
Academic Support	0.0500	\$4,179	\$648	0.0000	\$0	\$0	0.0500	\$4,179	\$648
Campus Social Events	0.0500	\$3,999	\$169	0.0000	\$0	\$0	0.0500	\$3,999	\$169
Career Services	0.0400	\$3,199	\$155	0.0000	\$0	\$0	0.0400	\$3,199	\$155
Counseling	0.1000	\$7,998	\$464	0.0000	\$0	\$0	0.1000	\$7,998	\$464
Disability Services	0.0300	\$2,400	\$0	0.0000	\$0	\$0	0.0300	\$2,400	\$0
Employment Assistance	0.0300	\$2,400	\$0	0.0000	\$0	\$0	0.0300	\$2,400	\$0
Financial Aid Assistance Counseling	0.1500	\$9,441	\$0	0.0000	\$0	\$0	0.1500	\$9,441	\$0
Health Services	0.0000	\$0	\$0	0.0000	\$0	\$0	0.0000	\$0	\$0
Mentoring	0.0500	\$3,999	\$648	0.0000	\$0	\$0	0.0500	\$3,999	\$648
Orientation	0.2000	\$15,997	\$0	0.0000	\$0	\$0	0.2000	\$15,997	\$0
Tuition Assistance Counseling	0.1000	\$7,146	\$0	0.0000	\$0	\$0	0.1000	\$7,146	\$0
Transition Assistance	0.0500	\$3,999	\$309	0.0000	\$0	\$0	0.0500	\$3,999	\$309
Office Support for Veterans Coordinator	0.0000	\$270	\$0	0.0000	\$0	\$0	0.0000	\$270	\$0
Veterans Student Lounge/Gathering Space	0.1000	\$8,448	\$847	0.0000	\$0	\$0	0.1000	\$8,448	\$847
GI Bill Certification	0.9500	\$62,350	\$0	0.0000	\$0	\$0	0.9500	\$62,350	\$0
Total	2.0000	\$143,825	\$3,238	0.0000	\$0	\$0	2.0000	\$143,825	\$3,238

# Fiscal Impact of the Programs and Services Related to the Higher Education Veterans Services Act Public Act 096-0133

## CCC - Malcolm X College

### Fiscal Year 2023

	Veterans Coordinator			Other Veterans Services			Total Veterans Services		
	Staff Years	State Dollars	Other Dollars	Staff Years	State Dollars	Other Collars	Staff Years	State Dollars	Other Dollars
Academic Counseling	0.1000	\$7,843	\$0	0.0400	\$0	\$0	0.1400	\$7,843	\$0
Academic Support	0.1000	\$7,843	\$0	0.0000	\$0	\$0	0.1000	\$7,843	\$0
Campus Social Events	0.1000	\$7,843	\$0	0.0000	\$0	\$0	0.1000	\$7,843	\$0
Career Services	0.1000	\$7,843	\$0	0.0000	\$0	\$0	0.1000	\$7,843	\$0
Counseling	0.0000	\$0	\$0	0.0000	\$0	\$0	0.0000	\$0	\$0
Disability Services	0.0000	\$0	\$0	0.0000	\$0	\$0	0.0000	\$0	\$0
Employment Assistance	0.0000	\$0	\$0	0.0000	\$0	\$0	0.0000	\$0	\$0
Financial Aid Assistance Counseling	0.2000	\$15,686	\$0	0.6000	\$0	\$0	0.8000	\$15,686	\$0
Health Services	0.0000	\$0	\$0	0.0000	\$0	\$0	0.0000	\$0	\$0
Mentoring	0.0000	\$0	\$0	0.0000	\$0	\$0	0.0000	\$0	\$0
Orientation	0.1000	\$7,843	\$0	0.0000	\$0	\$0	0.1000	\$7,843	\$0
Tuition Assistance Counseling	0.0500	\$3,922	\$0	0.0000	\$0	\$0	0.0500	\$3,922	\$0
Transition Assistance	0.0500	\$3,922	\$0	0.0000	\$0	\$0	0.0500	\$3,922	\$0
Office Support for Veterans Coordinator	0.0000	\$0	\$0	0.0000	\$0	\$0	0.0000	\$0	\$0
Veterans Student Lounge/Gathering Space	0.1500	\$11,765	\$0	0.0000	\$0	\$0	0.1500	\$11,765	\$0
GI Bill Certification	0.0500	\$3,922	\$0	0.1600	\$0	\$0	0.2100	\$3,922	\$0
Total	1.0000	\$78,430	\$0	0.8000	\$0	\$0	1.8000	\$78,430	\$0



# Fiscal Impact of the Programs and Services Related to the Higher Education Veterans Services Act Public Act 096-0133

## CCC - Olive-Harvey College

### Fiscal Year 2023

	Veterans Coordinator			Other Veterans Services			Total Veterans Services		
	Staff Years	State Dollars	Other Dollars	Staff Years	State Dollars	Other Collars	Staff Years	State Dollars	Other Dollars
Academic Counseling	0.0000	\$0	\$0	0.1750	\$30,645	\$0	0.1750	\$30,645	\$0
Academic Support	0.0500	\$3,573	\$0	0.1000	\$15,583	\$0	0.1500	\$19,156	\$0
Campus Social Events	0.2000	\$14,293	\$0	0.0000	\$0	\$0	0.2000	\$14,293	\$0
Career Services	0.0000	\$0	\$0	0.0500	\$4,614	\$0	0.0500	\$4,614	\$0
Counseling	0.0000	\$0	\$0	0.0500	\$4,378	\$0	0.0500	\$4,378	\$0
Disability Services	0.0000	\$0	\$0	0.0750	\$7,347	\$0	0.0750	\$7,347	\$0
Employment Assistance	0.0000	\$0	\$0	0.0500	\$4,614	\$0	0.0500	\$4,614	\$0
Financial Aid Assistance Counseling	0.1625	\$11,526	\$0	0.0000	\$0	\$0	0.1625	\$11,526	\$0
Health Services	0.0000	\$0	\$0	0.0500	\$4,378	\$0	0.0500	\$4,378	\$0
Mentoring	0.0800	\$5,717	\$0	0.0000	\$0	\$0	0.0800	\$5,717	\$0
Orientation	0.0500	\$3,573	\$0	0.0000	\$0	\$0	0.0500	\$3,573	\$0
Tuition Assistance Counseling	0.0000	\$0	\$0	0.0000	\$0	\$0	0.0000	\$0	\$0
Transition Assistance	0.0200	\$1,429	\$0	0.0000	\$0	\$0	0.0200	\$1,429	\$0
Office Support for Veterans Coordinator	0.0000	\$0	\$0	0.0000	\$0	\$0	0.0000	\$0	\$0
Veterans Student Lounge/Gathering Space	0.2500	\$17,866	\$0	0.0000	\$0	\$0	0.2500	\$17,866	\$0
GI Bill Certification	0.2850	\$18,740	\$0	0.0000	\$0	\$0	0.2850	\$18,740	\$0
SVA Club Advisor	0.0500	\$3,573	\$0	0.0000	\$0	\$0	0.0500	\$3,573	\$0
VA Benefit Education	0.1025	\$7,308	\$0	0.0000	\$0	\$0	0.1025	\$7,308	\$0
Total	1.2500	\$87,600	\$0	0.5500	\$71,559	\$0	1.8000	\$159,159	\$0

# Fiscal Impact of the Programs and Services Related to the Higher Education Veterans Services Act Public Act 096-0133

## CCC - Richard J Daley College

### Fiscal Year 2023

	Veterans Coordinator			Other Veterans Services			Total Veterans Services		
	Staff Years	State Dollars	Other Dollars	Staff Years	State Dollars	Other Collars	Staff Years	State Dollars	Other Dollars
Academic Counseling	0.0000	\$0	\$0	0.0570	\$0	\$5,069	0.0570	\$0	\$5,069
Academic Support	0.0000	\$0	\$0	0.1283	\$0	\$15,374	0.1283	\$0	\$15,374
Campus Social Events	0.0000	\$0	\$0	0.0688	\$0	\$8,322	0.0688	\$0	\$8,322
Career Services	0.0000	\$0	\$0	0.0095	\$0	\$845	0.0095	\$0	\$845
Counseling	0.0000	\$0	\$0	0.0633	\$0	\$5,632	0.0633	\$0	\$5,632
Disability Services	0.0000	\$0	\$0	0.0158	\$0	\$1,408	0.0158	\$0	\$1,408
Employment Assistance	0.0000	\$0	\$0	0.0063	\$0	\$563	0.0063	\$0	\$563
Financial Aid Assistance Counseling	0.0000	\$0	\$0	0.2667	\$0	\$20,159	0.2667	\$0	\$20,159
Health Services	0.0000	\$0	\$0	0.0032	\$0	\$282	0.0032	\$0	\$282
Mentoring	0.0000	\$0	\$0	0.0317	\$0	\$2,816	0.0317	\$0	\$2,816
Orientation	0.0000	\$0	\$0	0.0313	\$0	\$3,667	0.0313	\$0	\$3,667
Tuition Assistance Counseling	0.0000	\$0	\$0	0.0867	\$0	\$6,186	0.0867	\$0	\$6,186
Transition Assistance	0.0000	\$0	\$0	0.0000	\$0	\$0	0.0000	\$0	\$0
Office Support for Veterans Coordinator	0.0000	\$0	\$0	0.1117	\$0	\$9,289	0.1117	\$0	\$9,289
Veterans Student Lounge/Gathering Space	0.0000	\$0	\$0	0.0313	\$0	\$3,667	0.0313	\$0	\$3,667
GI Bill Certification	0.0000	\$0	\$0	0.1907	\$0	\$13,400	0.1907	\$0	\$13,400
Total	0.0000	\$0	\$0	1.1024	\$0	\$96,679	1.1024	\$0	\$96,679

# Fiscal Impact of the Programs and Services Related to the Higher Education Veterans Services Act Public Act 096-0133

## CCC - Wilbur Wright College

### Fiscal Year 2023

	Veterans Coordinator			Other Veterans Services			Total Veterans Services		
	Staff Years	State Dollars	Other Dollars	Staff Years	State Dollars	Other Collars	Staff Years	State Dollars	Other Dollars
Academic Counseling	0.0100	\$691	\$0	0.1400	\$7,443	\$0	0.1500	\$8,134	\$0
Academic Support	0.0200	\$1,382	\$0	0.1100	\$3,190	\$3,215	0.1300	\$4,572	\$3,215
Campus Social Events	0.0200	\$2,182	\$0	0.1000	\$0	\$6,431	0.1200	\$2,182	\$6,431
Career Services	0.0100	\$691	\$0	0.0500	\$279	\$0	0.0600	\$970	\$0
Counseling	0.0100	\$691	\$0	0.0500	\$175	\$0	0.0600	\$866	\$0
Disability Services	0.0100	\$691	\$0	0.0500	\$202	\$0	0.0600	\$893	\$0
Employment Assistance	0.0100	\$691	\$0	0.0000	\$0	\$0	0.0100	\$691	\$0
Financial Aid Assistance Counseling	0.0000	\$0	\$0	0.0000	\$0	\$0	0.0000	\$0	\$0
Health Services	0.0000	\$0	\$0	0.0000	\$0	\$0	0.0000	\$0	\$0
Mentoring	0.0500	\$3,456	\$0	0.2000	\$0	\$12,862	0.2500	\$3,456	\$12,862
Orientation	0.0200	\$1,382	\$0	0.1500	\$0	\$9,646	0.1700	\$1,382	\$9,646
Tuition Assistance Counseling	0.0200	\$1,382	\$0	0.0000	\$0	\$0	0.0200	\$1,382	\$0
Transition Assistance	0.3500	\$24,190	\$0	0.1500	\$0	\$9,646	0.5000	\$24,190	\$9,646
Office Support for Veterans Coordinator	0.0200	\$4,582	\$0	0.2000	\$0	\$12,862	0.2200	\$4,582	\$12,862
Veterans Student Lounge/Gathering Space	0.0500	\$3,456	\$0	0.1500	\$0	\$9,646	0.2000	\$3,456	\$9,646
GI Bill Certification	0.7200	\$49,550	\$0	0.0000	\$0	\$0	0.7200	\$49,550	\$0
VA WORK STUDY SUPERVISOR	0.1800	\$12,417	\$0	0.0000	\$0	\$0	0.1800	\$12,417	\$0
SVA ADVISING	0.1000	\$6,912	\$0	0.0000	\$0	\$0	0.1000	\$6,912	\$0
VA EDUCATION BENEFITS	0.1500	\$10,367	\$0	0.0000	\$0	\$0	0.1500	\$10,367	\$0
MILITARY TRANSCRIPTS	0.0500	\$3,456	\$0	0.0000	\$0	\$0	0.0500	\$3,456	\$0
Total	1.8000	\$128,171	\$0	1.3500	\$11,288	\$64,308	3.1500	\$139,459	\$64,308

# Fiscal Impact of the Programs and Services Related to the Higher Education Veterans Services Act Public Act 096-0133

## College of DuPage Fiscal Year 2023

	Veterans Coordinator			Other Veterans Services			Total Veterans Services		
	Staff Years	State Dollars	Other Dollars	Staff Years	State Dollars	Other Collars	Staff Years	State Dollars	Other Dollars
Academic Counseling	0.0000	\$0	\$0	0.3656	\$0	\$45,751	0.3656	\$0	\$45,751
Academic Support	0.0000	\$0	\$0	0.9231	\$0	\$60,132	0.9231	\$0	\$60,132
Campus Social Events	0.0000	\$0	\$0	0.1250	\$0	\$8,336	0.1250	\$0	\$8,336
Career Services	0.0000	\$0	\$0	0.0000	\$0	\$0	0.0000	\$0	\$0
Counseling	0.0000	\$0	\$0	0.0488	\$0	\$6,100	0.0488	\$0	\$6,100
Disability Services	0.0000	\$0	\$0	0.0000	\$0	\$0	0.0000	\$0	\$0
Employment Assistance	0.0000	\$0	\$0	0.0000	\$0	\$0	0.0000	\$0	\$0
Financial Aid Assistance Counseling	0.0000	\$0	\$0	0.0000	\$0	\$0	0.0000	\$0	\$0
Health Services	0.0000	\$0	\$0	0.0000	\$0	\$0	0.0000	\$0	\$0
Mentoring	0.0000	\$0	\$0	0.2500	\$0	\$18,021	0.2500	\$0	\$18,021
Orientation	0.0000	\$0	\$0	0.0000	\$0	\$0	0.0000	\$0	\$0
Tuition Assistance Counseling	0.0000	\$0	\$0	0.2500	\$0	\$18,021	0.2500	\$0	\$18,021
Transition Assistance	0.0000	\$0	\$0	0.2875	\$0	\$20,522	0.2875	\$0	\$20,522
Office Support for Veterans Coordinator	0.0000	\$0	\$0	0.9125	\$0	\$52,936	0.9125	\$0	\$52,936
Veterans Student Lounge/Gathering Space	0.0000	\$0	\$0	0.0000	\$0	\$0	0.0000	\$0	\$0
GI Bill Certification	0.0000	\$0	\$0	0.9500	\$0	\$71,733	0.9500	\$0	\$71,733
Total	0.0000	\$0	\$0	4.1125	\$0	\$301,551	4.1125	\$0	\$301,551

# Fiscal Impact of the Programs and Services Related to the Higher Education Veterans Services Act Public Act 096-0133

## College of Lake County

### Fiscal Year 2023

	Veterans Coordinator			Other Veterans Services			Total Veterans Services		
	Staff Years	State Dollars	Other Dollars	Staff Years	State Dollars	Other Collars	Staff Years	State Dollars	Other Dollars
Academic Counseling	0.0000	\$4,401	\$0	0.0000	\$0	\$0	0.0000	\$4,401	\$0
Academic Support	0.0000	\$880	\$0	0.0000	\$0	\$0	0.0000	\$880	\$0
Campus Social Events	0.0200	\$8,191	\$0	0.0000	\$0	\$0	0.0200	\$8,191	\$0
Career Services	0.0000	\$2,201	\$0	0.0000	\$0	\$0	0.0000	\$2,201	\$0
Counseling	0.0500	\$8,375	\$0	0.0000	\$0	\$0	0.0500	\$8,375	\$0
Disability Services	0.0000	\$880	\$0	0.0000	\$0	\$0	0.0000	\$880	\$0
Employment Assistance	0.0000	\$880	\$0	0.0000	\$0	\$0	0.0000	\$880	\$0
Financial Aid Assistance Counseling	0.0200	\$2,910	\$0	0.0000	\$0	\$0	0.0200	\$2,910	\$0
Health Services	0.0000	\$440	\$0	0.0000	\$0	\$0	0.0000	\$440	\$0
Mentoring	0.0000	\$4,401	\$0	0.0000	\$0	\$0	0.0000	\$4,401	\$0
Orientation	0.0800	\$12,960	\$0	0.0000	\$0	\$0	0.0800	\$12,960	\$0
Tuition Assistance Counseling	0.0300	\$4,585	\$0	0.0000	\$0	\$0	0.0300	\$4,585	\$0
Transition Assistance	0.0500	\$8,375	\$0	0.0000	\$0	\$0	0.0500	\$8,375	\$0
Office Support for Veterans Coordinator	0.0000	\$0	\$0	0.0000	\$0	\$0	0.0000	\$0	\$0
Veterans Student Lounge/Gathering Space	0.0500	\$8,375	\$0	0.0000	\$0	\$0	0.0500	\$8,375	\$0
GI Bill Certification	0.7000	\$55,635	\$0	0.0000	\$0	\$0	0.7000	\$55,635	\$0
Total	1.0000	\$123,489	\$0	0.0000	\$0	\$0	1.0000	\$123,489	\$0

# Fiscal Impact of the Programs and Services Related to the Higher Education Veterans Services Act Public Act 096-0133

## Danville Area Community College

### Fiscal Year 2023

	Veterans Coordinator			Other Veterans Services			Total Veterans Services		
	Staff Years	State Dollars	Other Dollars	Staff Years	State Dollars	Other Collars	Staff Years	State Dollars	Other Dollars
Academic Counseling	0.0000	\$0	\$0	0.0600	\$252	\$22,264	0.0600	\$252	\$22,264
Academic Support	0.0000	\$0	\$0	0.0300	\$2	\$240	0.0300	\$2	\$240
Campus Social Events	0.0000	\$0	\$0	0.0100	\$1	\$88	0.0100	\$1	\$88
Career Services	0.1500	\$251	\$11,011	0.0300	\$96	\$996	0.1800	\$346	\$12,007
Counseling	0.0000	\$0	\$0	0.0300	\$216	\$11,042	0.0300	\$216	\$11,042
Disability Services	0.0000	\$0	\$0	0.0700	\$0	\$3,975	0.0700	\$0	\$3,975
Employment Assistance	0.2500	\$418	\$18,351	0.0300	\$96	\$2,894	0.2800	\$514	\$21,245
Financial Aid Assistance Counseling	0.1000	\$167	\$7,340	0.1900	\$2,779	\$16,153	0.2900	\$2,946	\$23,494
Health Services	0.0000	\$0	\$0	0.0000	\$0	\$0	0.0000	\$0	\$0
Mentoring	0.0000	\$0	\$0	0.0200	\$31	\$16,456	0.0200	\$31	\$16,456
Orientation	0.0000	\$0	\$0	0.0200	\$5	\$156	0.0200	\$5	\$156
Tuition Assistance Counseling	0.0000	\$0	\$0	0.0300	\$37	\$2,298	0.0300	\$37	\$2,298
Transition Assistance	0.0000	\$0	\$0	0.0000	\$0	\$0	0.0000	\$0	\$0
Office Support for Veterans Coordinator	0.0000	\$0	\$0	0.1875	\$199	\$6,826	0.1875	\$199	\$6,826
Veterans Student Lounge/Gathering Space	0.1000	\$167	\$7,340	0.0625	\$66	\$2,275	0.1625	\$234	\$9,616
GI Bill Certification	0.4000	\$669	\$29,362	0.0000	\$0	\$0	0.4000	\$669	\$29,362
Total	1.0000	\$1,672	\$73,404	0.7700	\$3,782	\$85,663	1.7700	\$5,453	\$159,067

# Fiscal Impact of the Programs and Services Related to the Higher Education Veterans Services Act Public Act 096-0133

## Elgin Community College

### Fiscal Year 2023

	Veterans Coordinator			Other Veterans Services			Total Veterans Services		
	Staff Years	State Dollars	Other Dollars	Staff Years	State Dollars	Other Collars	Staff Years	State Dollars	Other Dollars
Academic Counseling	0.0500	\$4,688	\$0	0.1500	\$12,463	\$0	0.2000	\$17,151	\$0
Academic Support	0.1000	\$9,377	\$0	0.0300	\$2,493	\$0	0.1300	\$11,869	\$0
Campus Social Events	0.1000	\$9,377	\$0	0.0000	\$444	\$0	0.1000	\$9,821	\$0
Career Services	0.1000	\$9,377	\$0	0.0000	\$0	\$0	0.1000	\$9,377	\$0
Counseling	0.0000	\$0	\$0	0.0000	\$0	\$0	0.0000	\$0	\$0
Disability Services	0.0000	\$0	\$0	0.0000	\$0	\$0	0.0000	\$0	\$0
Employment Assistance	0.1000	\$9,377	\$0	0.0000	\$0	\$0	0.1000	\$9,377	\$0
Financial Aid Assistance Counseling	0.0000	\$0	\$0	0.3300	\$23,331	\$0	0.3300	\$23,331	\$0
Health Services	0.0000	\$0	\$0	0.0000	\$0	\$0	0.0000	\$0	\$0
Mentoring	0.0000	\$0	\$0	0.0200	\$1,662	\$0	0.0200	\$1,662	\$0
Orientation	0.0000	\$0	\$0	0.0000	\$0	\$0	0.0000	\$0	\$0
Tuition Assistance Counseling	0.0000	\$0	\$0	0.0300	\$2,121	\$0	0.0300	\$2,121	\$0
Transition Assistance	0.3000	\$28,130	\$0	0.0000	\$0	\$0	0.3000	\$28,130	\$0
Office Support for Veterans Coordinator	0.0000	\$0	\$0	0.0000	\$327	\$0	0.0000	\$327	\$0
Veterans Student Lounge/Gathering Space	0.1000	\$9,377	\$0	0.0000	\$928	\$0	0.1000	\$10,305	\$0
GI Bill Certification	0.0000	\$0	\$0	0.2400	\$16,968	\$0	0.2400	\$16,968	\$0
Other - Monthly Student Newsletter	0.1000	\$9,377	\$0	0.0000	\$404	\$0	0.1000	\$9,780	\$0
Other - Veteran Meeting Expense	0.0500	\$4,688	\$0	0.0000	\$73	\$0	0.0500	\$4,761	\$0
Total	1.0000	\$93,765	\$0	0.8000	\$61,213	\$0	1.8000	\$154,978	\$0

# Fiscal Impact of the Programs and Services Related to the Higher Education Veterans Services Act Public Act 096-0133

## Harper College Fiscal Year 2023

	Veterans Coordinator			Other Veterans Services			Total Veterans Services		
	Staff Years	State Dollars	Other Dollars	Staff Years	State Dollars	Other Collars	Staff Years	State Dollars	Other Dollars
Academic Counseling	0.0000	\$0	\$0	0.1000	\$3,363	\$5,173	0.1000	\$3,363	\$5,173
Academic Support	0.0000	\$0	\$0	0.0000	\$0	\$0	0.0000	\$0	\$0
Campus Social Events	0.0292	\$2,168	\$0	0.2200	\$4,699	\$15,518	0.2492	\$6,867	\$15,518
Career Services	0.0250	\$1,933	\$0	0.0000	\$0	\$0	0.0250	\$1,933	\$0
Counseling	0.0000	\$0	\$0	0.0600	\$673	\$5,173	0.0600	\$673	\$5,173
Disability Services	0.0250	\$1,933	\$0	0.0450	\$1,345	\$2,586	0.0700	\$3,278	\$2,586
Employment Assistance	0.0250	\$1,933	\$0	0.1250	\$671	\$11,897	0.1500	\$2,604	\$11,897
Financial Aid Assistance Counseling	0.0250	\$1,933	\$0	0.0600	\$3,363	\$1,035	0.0850	\$5,296	\$1,035
Health Services	0.0250	\$1,933	\$0	0.0000	\$0	\$0	0.0250	\$1,933	\$0
Mentoring	0.0250	\$1,933	\$0	0.0650	\$1,008	\$5,173	0.0900	\$2,941	\$5,173
Orientation	0.0250	\$1,933	\$0	0.0050	\$336	\$0	0.0300	\$2,268	\$0
Tuition Assistance Counseling	0.0250	\$1,933	\$0	0.0500	\$3,363	\$0	0.0750	\$5,296	\$0
Transition Assistance	0.0250	\$1,933	\$0	0.0000	\$0	\$0	0.0250	\$1,933	\$0
Office Support for Veterans Coordinator	0.0000	\$0	\$0	0.0050	\$336	\$0	0.0050	\$336	\$0
Veterans Student Lounge/Gathering Space	0.3292	\$23,808	\$6,598	0.0650	\$1,008	\$5,173	0.3942	\$24,816	\$11,771
GI Bill Certification	0.0000	\$0	\$0	0.4000	\$35,558	\$0	0.4000	\$35,558	\$0
Total	0.5833	\$43,370	\$6,598	1.2000	\$55,723	\$51,727	1.7833	\$99,093	\$58,325



# Fiscal Impact of the Programs and Services Related to the Higher Education Veterans Services Act Public Act 096-0133

## Heartland Community College

### Fiscal Year 2023

	Veterans Coordinator			Other Veterans Services			Total Veterans Services		
	Staff Years	State Dollars	Other Dollars	Staff Years	State Dollars	Other Collars	Staff Years	State Dollars	Other Dollars
Academic Counseling	0.0000	\$10,633	\$26,997	0.0000	\$0	\$0	0.0000	\$10,633	\$26,997
Academic Support	0.0000	\$0	\$0	0.0000	\$985	\$871	0.0000	\$985	\$871
Campus Social Events	0.0000	\$0	\$0	0.0000	\$446	\$1,467	0.0000	\$446	\$1,467
Career Services	0.0000	\$0	\$0	0.0000	\$0	\$0	0.0000	\$0	\$0
Counseling	0.0000	\$0	\$0	0.0000	\$671	\$2,002	0.0000	\$671	\$2,002
Disability Services	0.0000	\$0	\$0	0.0000	\$449	\$1,380	0.0000	\$449	\$1,380
Employment Assistance	0.0000	\$0	\$0	0.0000	\$0	\$0	0.0000	\$0	\$0
Financial Aid Assistance Counseling	0.0625	\$303	\$530	0.0000	\$1,887	\$5,549	0.0625	\$2,190	\$6,079
Health Services	0.0000	\$0	\$0	0.0000	\$0	\$0	0.0000	\$0	\$0
Mentoring	0.0000	\$0	\$0	0.0000	\$0	\$595	0.0000	\$0	\$595
Orientation	0.0000	\$0	\$0	0.0000	\$2,055	\$5,271	0.0000	\$2,055	\$5,271
Tuition Assistance Counseling	0.0125	\$61	\$106	0.0000	\$0	\$0	0.0125	\$61	\$106
Transition Assistance	0.0000	\$1,186	\$3,562	0.0000	\$0	\$0	0.0000	\$1,186	\$3,562
Office Support for Veterans Coordinator	0.0000	\$0	\$1,246	0.0000	\$0	\$0	0.0000	\$0	\$1,246
Veterans Student Lounge/Gathering Space	1.0500	\$7,669	\$40,223	0.0000	\$0	\$0	1.0500	\$7,669	\$40,223
GI Bill Certification	0.1250	\$607	\$1,061	0.0000	\$0	\$0	0.1250	\$607	\$1,061
Total	1.2500	\$20,458	\$73,726	0.0000	\$6,493	\$17,135	1.2500	\$26,951	\$90,861

# Fiscal Impact of the Programs and Services Related to the Higher Education Veterans Services Act Public Act 096-0133

## Highland Community College

### Fiscal Year 2023

	Veterans Coordinator			Other Veterans Services			Total Veterans Services		
	Staff Years	State Dollars	Other Dollars	Staff Years	State Dollars	Other Collars	Staff Years	State Dollars	Other Dollars
Academic Counseling	0.0300	\$224	\$2,134	0.0640	\$172	\$3,604	0.0940	\$396	\$5,738
Academic Support	0.0300	\$224	\$2,134	0.0640	\$172	\$3,604	0.0940	\$396	\$5,738
Campus Social Events	0.0050	\$37	\$356	0.0000	\$0	\$0	0.0050	\$37	\$356
Career Services	0.0100	\$75	\$711	0.0160	\$43	\$901	0.0260	\$118	\$1,612
Counseling	0.0000	\$0	\$0	0.0000	\$0	\$0	0.0000	\$0	\$0
Disability Services	0.0050	\$37	\$356	0.0292	\$137	\$1,246	0.0342	\$175	\$1,602
Employment Assistance	0.0000	\$0	\$0	0.0000	\$0	\$0	0.0000	\$0	\$0
Financial Aid Assistance Counseling	0.0100	\$75	\$711	0.0310	\$132	\$1,751	0.0410	\$207	\$2,462
Health Services	0.0000	\$0	\$0	0.0000	\$0	\$0	0.0000	\$0	\$0
Mentoring	0.0050	\$37	\$356	0.0000	\$0	\$0	0.0050	\$37	\$356
Orientation	0.0000	\$0	\$0	0.0175	\$4	\$37	0.0175	\$4	\$37
Tuition Assistance Counseling	0.0000	\$0	\$0	0.0000	\$0	\$0	0.0000	\$0	\$0
Transition Assistance	0.0000	\$0	\$0	0.0000	\$0	\$0	0.0000	\$0	\$0
Office Support for Veterans Coordinator	0.0000	\$0	\$0	0.0000	\$0	\$0	0.0000	\$0	\$0
Veterans Student Lounge/Gathering Space	0.0000	\$0	\$0	0.0000	\$0	\$0	0.0000	\$0	\$0
GI Bill Certification	0.0000	\$0	\$0	0.0350	\$208	\$1,982	0.0350	\$208	\$1,982
Military Benefits Advisement	0.0050	\$37	\$356	0.0000	\$0	\$0	0.0050	\$37	\$356
Total	0.1000	\$747	\$7,112	0.2567	\$868	\$13,126	0.3567	\$1,615	\$20,238

# Fiscal Impact of the Programs and Services Related to the Higher Education Veterans Services Act Public Act 096-0133

## Illinois Central College

### Fiscal Year 2023

	Veterans Coordinator			Other Veterans Services			Total Veterans Services		
	Staff Years	State Dollars	Other Dollars	Staff Years	State Dollars	Other Collars	Staff Years	State Dollars	Other Dollars
Academic Counseling	0.0000	\$0	\$0	0.0900	\$1,984	\$3,526	0.0900	\$1,984	\$3,526
Academic Support	0.0000	\$0	\$0	0.0000	\$0	\$0	0.0000	\$0	\$0
Campus Social Events	0.0000	\$0	\$0	0.0000	\$0	\$0	0.0000	\$0	\$0
Career Services	0.0000	\$0	\$0	0.0000	\$0	\$0	0.0000	\$0	\$0
Counseling	0.0000	\$0	\$0	0.0225	\$496	\$881	0.0225	\$496	\$881
Disability Services	0.0000	\$0	\$0	0.0000	\$0	\$0	0.0000	\$0	\$0
Employment Assistance	0.0000	\$0	\$0	0.0000	\$0	\$0	0.0000	\$0	\$0
Financial Aid Assistance Counseling	0.0000	\$0	\$0	0.0900	\$1,984	\$3,526	0.0900	\$1,984	\$3,526
Health Services	0.0000	\$0	\$0	0.0000	\$0	\$0	0.0000	\$0	\$0
Mentoring	0.0000	\$0	\$0	0.0000	\$0	\$0	0.0000	\$0	\$0
Orientation	0.0000	\$0	\$0	0.0000	\$0	\$0	0.0000	\$0	\$0
Tuition Assistance Counseling	0.0000	\$0	\$0	0.0225	\$496	\$881	0.0225	\$496	\$881
Transition Assistance	0.0000	\$0	\$0	0.0000	\$0	\$0	0.0000	\$0	\$0
Office Support for Veterans Coordinator	0.0000	\$0	\$0	0.0000	\$0	\$0	0.0000	\$0	\$0
Veterans Student Lounge/Gathering Space	0.0000	\$0	\$0	0.0225	\$496	\$881	0.0225	\$496	\$881
GI Bill Certification	0.0000	\$0	\$0	0.2025	\$4,463	\$7,933	0.2025	\$4,463	\$7,933
Total	0.0000	\$0	\$0	0.4500	\$9,918	\$17,629	0.4500	\$9,918	\$17,629

# Fiscal Impact of the Programs and Services Related to the Higher Education Veterans Services Act Public Act 096-0133

## IECC - Frontier Community College

### Fiscal Year 2023

	Veterans Coordinator			Other Veterans Services			Total Veterans Services		
	Staff Years	State Dollars	Other Dollars	Staff Years	State Dollars	Other Collars	Staff Years	State Dollars	Other Dollars
Academic Counseling	0.0000	\$0	\$0	0.0400	\$769	\$1,153	0.0400	\$769	\$1,153
Academic Support	0.0000	\$0	\$0	0.0240	\$461	\$692	0.0240	\$461	\$692
Campus Social Events	0.0000	\$0	\$0	0.0360	\$692	\$1,037	0.0360	\$692	\$1,037
Career Services	0.0000	\$0	\$0	0.0000	\$0	\$0	0.0000	\$0	\$0
Counseling	0.0000	\$0	\$0	0.0000	\$0	\$0	0.0000	\$0	\$0
Disability Services	0.0000	\$0	\$0	0.0000	\$0	\$0	0.0000	\$0	\$0
Employment Assistance	0.0000	\$0	\$0	0.0000	\$0	\$0	0.0000	\$0	\$0
Financial Aid Assistance Counseling	0.0000	\$0	\$0	0.0500	\$961	\$1,441	0.0500	\$961	\$1,441
Health Services	0.0000	\$0	\$0	0.0000	\$0	\$0	0.0000	\$0	\$0
Mentoring	0.0000	\$0	\$0	0.0000	\$0	\$0	0.0000	\$0	\$0
Orientation	0.0000	\$0	\$0	0.0000	\$0	\$0	0.0000	\$0	\$0
Tuition Assistance Counseling	0.0000	\$0	\$0	0.0000	\$0	\$0	0.0000	\$0	\$0
Transition Assistance	0.0000	\$0	\$0	0.0000	\$0	\$0	0.0000	\$0	\$0
Office Support for Veterans Coordinator	0.0000	\$0	\$0	0.0000	\$0	\$0	0.0000	\$0	\$0
Veterans Student Lounge/Gathering Space	0.0000	\$0	\$0	0.0000	\$0	\$0	0.0000	\$0	\$0
GI Bill Certification	0.0000	\$0	\$0	0.0500	\$961	\$1,441	0.0500	\$961	\$1,441
Total	0.0000	\$0	\$0	0.2000	\$3,843	\$5,764	0.2000	\$3,843	\$5,764

# Fiscal Impact of the Programs and Services Related to the Higher Education Veterans Services Act Public Act 096-0133

## IECC - Lincoln Trail College

### Fiscal Year 2023

	Veterans Coordinator			Other Veterans Services			Total Veterans Services		
	Staff Years	State Dollars	Other Dollars	Staff Years	State Dollars	Other Collars	Staff Years	State Dollars	Other Dollars
Academic Counseling	0.0000	\$0	\$0	0.0375	\$726	\$1,089	0.0375	\$726	\$1,089
Academic Support	0.0000	\$0	\$0	0.0250	\$484	\$726	0.0250	\$484	\$726
Campus Social Events	0.0000	\$0	\$0	0.0000	\$0	\$0	0.0000	\$0	\$0
Career Services	0.0000	\$0	\$0	0.0000	\$0	\$0	0.0000	\$0	\$0
Counseling	0.0000	\$0	\$0	0.0000	\$0	\$0	0.0000	\$0	\$0
Disability Services	0.0000	\$0	\$0	0.0000	\$0	\$0	0.0000	\$0	\$0
Employment Assistance	0.0000	\$0	\$0	0.0000	\$0	\$0	0.0000	\$0	\$0
Financial Aid Assistance Counseling	0.0000	\$0	\$0	0.0500	\$968	\$1,453	0.0500	\$968	\$1,453
Health Services	0.0000	\$0	\$0	0.0000	\$0	\$0	0.0000	\$0	\$0
Mentoring	0.0000	\$0	\$0	0.0000	\$0	\$0	0.0000	\$0	\$0
Orientation	0.0000	\$0	\$0	0.0250	\$484	\$726	0.0250	\$484	\$726
Tuition Assistance Counseling	0.0000	\$0	\$0	0.0375	\$726	\$1,089	0.0375	\$726	\$1,089
Transition Assistance	0.0000	\$0	\$0	0.0000	\$0	\$0	0.0000	\$0	\$0
Office Support for Veterans Coordinator	0.0000	\$0	\$0	0.0000	\$0	\$0	0.0000	\$0	\$0
Veterans Student Lounge/Gathering Space	0.0000	\$0	\$0	0.0000	\$0	\$0	0.0000	\$0	\$0
GI Bill Certification	0.0000	\$0	\$0	0.0750	\$1,453	\$2,179	0.0750	\$1,453	\$2,179
Total	0.0000	\$0	\$0	0.2500	\$4,842	\$7,263	0.2500	\$4,842	\$7,263

# Fiscal Impact of the Programs and Services Related to the Higher Education Veterans Services Act Public Act 096-0133

## IECC - Olney Central College

### Fiscal Year 2023

	Veterans Coordinator			Other Veterans Services			Total Veterans Services		
	Staff Years	State Dollars	Other Dollars	Staff Years	State Dollars	Other Collars	Staff Years	State Dollars	Other Dollars
Academic Counseling	0.0000	\$0	\$0	0.0500	\$1,011	\$1,516	0.0500	\$1,011	\$1,516
Academic Support	0.0000	\$0	\$0	0.0250	\$505	\$758	0.0250	\$505	\$758
Campus Social Events	0.0000	\$0	\$0	0.0050	\$101	\$152	0.0050	\$101	\$152
Career Services	0.0000	\$0	\$0	0.0000	\$0	\$0	0.0000	\$0	\$0
Counseling	0.0000	\$0	\$0	0.0000	\$0	\$0	0.0000	\$0	\$0
Disability Services	0.0000	\$0	\$0	0.0000	\$0	\$0	0.0000	\$0	\$0
Employment Assistance	0.0000	\$0	\$0	0.0000	\$0	\$0	0.0000	\$0	\$0
Financial Aid Assistance Counseling	0.0000	\$0	\$0	0.1000	\$2,021	\$3,032	0.1000	\$2,021	\$3,032
Health Services	0.0000	\$0	\$0	0.0000	\$0	\$0	0.0000	\$0	\$0
Mentoring	0.0000	\$0	\$0	0.0000	\$0	\$0	0.0000	\$0	\$0
Orientation	0.0000	\$0	\$0	0.0000	\$0	\$0	0.0000	\$0	\$0
Tuition Assistance Counseling	0.0000	\$0	\$0	0.0000	\$0	\$0	0.0000	\$0	\$0
Transition Assistance	0.0000	\$0	\$0	0.0000	\$0	\$0	0.0000	\$0	\$0
Office Support for Veterans Coordinator	0.0000	\$0	\$0	0.0000	\$0	\$0	0.0000	\$0	\$0
Veterans Student Lounge/Gathering Space	0.0000	\$0	\$0	0.0000	\$0	\$0	0.0000	\$0	\$0
GI Bill Certification	0.0000	\$0	\$0	0.0700	\$1,415	\$2,122	0.0700	\$1,415	\$2,122
Total	0.0000	\$0	\$0	0.2500	\$5,054	\$7,580	0.2500	\$5,054	\$7,580

# Fiscal Impact of the Programs and Services Related to the Higher Education Veterans Services Act Public Act 096-0133

## IECC - Wabash Valley College

### Fiscal Year 2023

	Veterans Coordinator			Other Veterans Services			Total Veterans Services		
	Staff Years	State Dollars	Other Dollars	Staff Years	State Dollars	Other Collars	Staff Years	State Dollars	Other Dollars
Academic Counseling	0.0000	\$0	\$0	0.0200	\$404	\$606	0.0200	\$404	\$606
Academic Support	0.0000	\$0	\$0	0.0300	\$606	\$908	0.0300	\$606	\$908
Campus Social Events	0.0000	\$0	\$0	0.0200	\$404	\$606	0.0200	\$404	\$606
Career Services	0.0000	\$0	\$0	0.0000	\$0	\$0	0.0000	\$0	\$0
Counseling	0.0000	\$0	\$0	0.0000	\$0	\$0	0.0000	\$0	\$0
Disability Services	0.0000	\$0	\$0	0.0000	\$0	\$0	0.0000	\$0	\$0
Employment Assistance	0.0000	\$0	\$0	0.0000	\$0	\$0	0.0000	\$0	\$0
Financial Aid Assistance Counseling	0.0000	\$0	\$0	0.0500	\$1,009	\$1,514	0.0500	\$1,009	\$1,514
Health Services	0.0000	\$0	\$0	0.0000	\$0	\$0	0.0000	\$0	\$0
Mentoring	0.0000	\$0	\$0	0.0000	\$0	\$0	0.0000	\$0	\$0
Orientation	0.0000	\$0	\$0	0.0000	\$0	\$0	0.0000	\$0	\$0
Tuition Assistance Counseling	0.0000	\$0	\$0	0.0200	\$404	\$606	0.0200	\$404	\$606
Transition Assistance	0.0000	\$0	\$0	0.0000	\$0	\$0	0.0000	\$0	\$0
Office Support for Veterans Coordinator	0.0000	\$0	\$0	0.0000	\$0	\$0	0.0000	\$0	\$0
Veterans Student Lounge/Gathering Space	0.0000	\$0	\$0	0.0000	\$0	\$0	0.0000	\$0	\$0
GI Bill Certification	0.0000	\$0	\$0	0.0600	\$1,211	\$1,817	0.0600	\$1,211	\$1,817
Total	0.0000	\$0	\$0	0.2000	\$4,038	\$6,057	0.2000	\$4,038	\$6,057

# Fiscal Impact of the Programs and Services Related to the Higher Education Veterans Services Act Public Act 096-0133

## Illinois Valley Community College

### Fiscal Year 2023

	Veterans Coordinator			Other Veterans Services			Total Veterans Services		
	Staff Years	State Dollars	Other Dollars	Staff Years	State Dollars	Other Collars	Staff Years	State Dollars	Other Dollars
Academic Counseling	0.0000	\$0	\$0	0.0375	\$0	\$1,474	0.0375	\$0	\$1,474
Academic Support	0.0000	\$0	\$0	0.0000	\$0	\$0	0.0000	\$0	\$0
Campus Social Events	0.0000	\$0	\$0	0.0000	\$0	\$0	0.0000	\$0	\$0
Career Services	0.0000	\$0	\$0	0.0000	\$0	\$0	0.0000	\$0	\$0
Counseling	0.0000	\$0	\$0	0.0000	\$0	\$0	0.0000	\$0	\$0
Disability Services	0.0000	\$0	\$0	0.0000	\$0	\$0	0.0000	\$0	\$0
Employment Assistance	0.0000	\$0	\$0	0.0000	\$0	\$0	0.0000	\$0	\$0
Financial Aid Assistance Counseling	0.0000	\$0	\$0	0.1125	\$0	\$4,423	0.1125	\$0	\$4,423
Health Services	0.0000	\$0	\$0	0.0000	\$0	\$0	0.0000	\$0	\$0
Mentoring	0.0000	\$0	\$0	0.0000	\$0	\$0	0.0000	\$0	\$0
Orientation	0.0000	\$0	\$0	0.0000	\$0	\$0	0.0000	\$0	\$0
Tuition Assistance Counseling	0.0000	\$0	\$0	0.0750	\$0	\$2,948	0.0750	\$0	\$2,948
Transition Assistance	0.0000	\$0	\$0	0.0000	\$0	\$0	0.0000	\$0	\$0
Office Support for Veterans Coordinator	0.0000	\$0	\$0	0.3750	\$0	\$14,742	0.3750	\$0	\$14,742
Veterans Student Lounge/Gathering Space	0.0000	\$0	\$0	0.0375	\$0	\$1,474	0.0375	\$0	\$1,474
GI Bill Certification	0.0000	\$0	\$0	0.1125	\$0	\$4,423	0.1125	\$0	\$4,423
Total	0.0000	\$0	\$0	0.7500	\$0	\$29,484	0.7500	\$0	\$29,484



# Fiscal Impact of the Programs and Services Related to the Higher Education Veterans Services Act Public Act 096-0133

## John A. Logan College Fiscal Year 2023

	Veterans Coordinator			Other Veterans Services			Total Veterans Services		
	Staff Years	State Dollars	Other Dollars	Staff Years	State Dollars	Other Collars	Staff Years	State Dollars	Other Dollars
Academic Counseling	0.0000	\$0	\$0	0.3870	\$15,944	\$0	0.3870	\$15,944	\$0
Academic Support	0.0000	\$0	\$0	0.0000	\$0	\$0	0.0000	\$0	\$0
Campus Social Events	0.0000	\$0	\$0	0.0090	\$371	\$0	0.0090	\$371	\$0
Career Services	0.0000	\$0	\$0	0.0000	\$0	\$0	0.0000	\$0	\$0
Counseling	0.0000	\$0	\$0	0.0000	\$0	\$0	0.0000	\$0	\$0
Disability Services	0.0000	\$0	\$0	0.0000	\$0	\$0	0.0000	\$0	\$0
Employment Assistance	0.0000	\$0	\$0	0.0000	\$0	\$0	0.0000	\$0	\$0
Financial Aid Assistance Counseling	0.0000	\$0	\$0	0.0090	\$371	\$0	0.0090	\$371	\$0
Health Services	0.0000	\$0	\$0	0.0000	\$0	\$0	0.0000	\$0	\$0
Mentoring	0.0000	\$0	\$0	0.0374	\$1,112	\$216	0.0374	\$1,112	\$216
Orientation	0.0000	\$0	\$0	0.0000	\$0	\$0	0.0000	\$0	\$0
Tuition Assistance Counseling	0.0000	\$0	\$0	0.0194	\$371	\$216	0.0194	\$371	\$216
Transition Assistance	0.0000	\$0	\$0	0.0090	\$371	\$0	0.0090	\$371	\$0
Office Support for Veterans Coordinator	0.0000	\$0	\$0	1.0208	\$0	\$21,215	1.0208	\$0	\$21,215
Veterans Student Lounge/Gathering Space	0.0000	\$0	\$0	0.0000	\$0	\$0	0.0000	\$0	\$0
GI Bill Certification	0.0000	\$0	\$0	0.4500	\$18,540	\$0	0.4500	\$18,540	\$0
Total	0.0000	\$0	\$0	1.9417	\$37,080	\$21,648	1.9417	\$37,080	\$21,648

# Fiscal Impact of the Programs and Services Related to the Higher Education Veterans Services Act Public Act 096-0133

## John Wood Community College

### Fiscal Year 2023

	Veterans Coordinator			Other Veterans Services			Total Veterans Services		
	Staff Years	State Dollars	Other Dollars	Staff Years	State Dollars	Other Collars	Staff Years	State Dollars	Other Dollars
Academic Counseling	0.0000	\$0	\$0	0.2900	\$748	\$15,733	0.2900	\$748	\$15,733
Academic Support	0.0000	\$0	\$0	0.0500	\$0	\$5,760	0.0500	\$0	\$5,760
Campus Social Events	0.0000	\$0	\$0	0.0000	\$0	\$0	0.0000	\$0	\$0
Career Services	0.0000	\$0	\$0	0.0500	\$0	\$2,506	0.0500	\$0	\$2,506
Counseling	0.0000	\$0	\$0	0.0000	\$0	\$0	0.0000	\$0	\$0
Disability Services	0.0000	\$0	\$0	0.0000	\$0	\$0	0.0000	\$0	\$0
Employment Assistance	0.0000	\$0	\$0	0.0000	\$0	\$0	0.0000	\$0	\$0
Financial Aid Assistance Counseling	0.0000	\$0	\$0	0.0500	\$0	\$1,874	0.0500	\$0	\$1,874
Health Services	0.0000	\$0	\$0	0.0000	\$0	\$0	0.0000	\$0	\$0
Mentoring	0.0000	\$0	\$0	0.0000	\$0	\$0	0.0000	\$0	\$0
Orientation	0.0000	\$0	\$0	0.0000	\$0	\$0	0.0000	\$0	\$0
Tuition Assistance Counseling	0.0000	\$0	\$0	0.0000	\$0	\$0	0.0000	\$0	\$0
Transition Assistance	0.0000	\$0	\$0	0.0000	\$0	\$0	0.0000	\$0	\$0
Office Support for Veterans Coordinator	0.0000	\$0	\$0	0.0000	\$0	\$0	0.0000	\$0	\$0
Veterans Student Lounge/Gathering Space	0.0000	\$0	\$0	0.0000	\$0	\$0	0.0000	\$0	\$0
GI Bill Certification	0.0000	\$0	\$0	0.2400	\$0	\$0	0.2400	\$0	\$0
Total	0.0000	\$0	\$0	0.6800	\$748	\$25,873	0.6800	\$748	\$25,873

# Fiscal Impact of the Programs and Services Related to the Higher Education Veterans Services Act Public Act 096-0133

## Joliet Junior College Fiscal Year 2023

	Veterans Coordinator			Other Veterans Services			Total Veterans Services		
	Staff Years	State Dollars	Other Dollars	Staff Years	State Dollars	Other Collars	Staff Years	State Dollars	Other Dollars
Academic Counseling	0.0000	\$0	\$0	0.2000	\$0	\$15,041	0.2000	\$0	\$15,041
Academic Support	0.0000	\$0	\$0	0.1700	\$0	\$10,076	0.1700	\$0	\$10,076
Campus Social Events	0.0000	\$0	\$0	0.0000	\$0	\$0	0.0000	\$0	\$0
Career Services	0.0000	\$0	\$0	0.0000	\$0	\$0	0.0000	\$0	\$0
Counseling	0.0000	\$0	\$0	0.0000	\$0	\$0	0.0000	\$0	\$0
Disability Services	0.0000	\$0	\$0	0.0000	\$0	\$0	0.0000	\$0	\$0
Employment Assistance	0.0000	\$0	\$0	0.0000	\$0	\$0	0.0000	\$0	\$0
Financial Aid Assistance Counseling	0.0000	\$0	\$0	0.1000	\$0	\$7,520	0.1000	\$0	\$7,520
Health Services	0.0000	\$0	\$0	0.0000	\$0	\$0	0.0000	\$0	\$0
Mentoring	0.0000	\$0	\$0	0.0000	\$0	\$0	0.0000	\$0	\$0
Orientation	0.0000	\$0	\$0	0.0000	\$0	\$0	0.0000	\$0	\$0
Tuition Assistance Counseling	0.0000	\$0	\$0	0.0000	\$0	\$0	0.0000	\$0	\$0
Transition Assistance	0.0000	\$0	\$0	0.1700	\$0	\$10,076	0.1700	\$0	\$10,076
Office Support for Veterans Coordinator	0.0000	\$0	\$0	0.4900	\$0	\$17,887	0.4900	\$0	\$17,887
Veterans Student Lounge/Gathering Space	0.0000	\$0	\$0	0.1200	\$0	\$6,316	0.1200	\$0	\$6,316
GI Bill Certification	0.0000	\$0	\$0	0.4500	\$0	\$33,842	0.4500	\$0	\$33,842
Total	0.0000	\$0	\$0	1.7000	\$0	\$100,757	1.7000	\$0	\$100,757

# Fiscal Impact of the Programs and Services Related to the Higher Education Veterans Services Act Public Act 096-0133

## Kankakee Community College

### Fiscal Year 2023

	Veterans Coordinator			Other Veterans Services			Total Veterans Services		
	Staff Years	State Dollars	Other Dollars	Staff Years	State Dollars	Other Collars	Staff Years	State Dollars	Other Dollars
Academic Counseling	0.0000	\$0	\$0	0.0000	\$0	\$0	0.0000	\$0	\$0
Academic Support	0.0000	\$0	\$0	0.0000	\$0	\$0	0.0000	\$0	\$0
Campus Social Events	0.0325	\$550	\$1,100	0.0000	\$0	\$0	0.0325	\$550	\$1,100
Career Services	0.0000	\$0	\$0	0.0000	\$0	\$0	0.0000	\$0	\$0
Counseling	0.0000	\$0	\$0	0.0000	\$0	\$0	0.0000	\$0	\$0
Disability Services	0.0000	\$0	\$0	0.0000	\$0	\$0	0.0000	\$0	\$0
Employment Assistance	0.0200	\$366	\$785	0.0000	\$0	\$0	0.0200	\$366	\$785
Financial Aid Assistance Counseling	0.1425	\$2,385	\$4,769	0.0000	\$0	\$0	0.1425	\$2,385	\$4,769
Health Services	0.0000	\$0	\$0	0.0000	\$0	\$0	0.0000	\$0	\$0
Mentoring	0.0000	\$0	\$108	0.0000	\$0	\$0	0.0000	\$0	\$108
Orientation	0.0200	\$366	\$731	0.0000	\$0	\$0	0.0200	\$366	\$731
Tuition Assistance Counseling	0.0000	\$0	\$54	0.0000	\$0	\$0	0.0000	\$0	\$54
Transition Assistance	0.0000	\$0	\$0	0.0000	\$0	\$0	0.0000	\$0	\$0
Office Support for Veterans Coordinator	0.1250	\$1,845	\$3,905	0.0000	\$0	\$0	0.1250	\$1,845	\$3,905
Veterans Student Lounge/Gathering Space	0.0850	\$1,466	\$2,931	0.0000	\$0	\$0	0.0850	\$1,466	\$2,931
GI Bill Certification	0.1850	\$3,293	\$7,125	0.0000	\$0	\$0	0.1850	\$3,293	\$7,125
Student Veterans Organization	0.0400	\$731	\$1,570	0.0000	\$0	\$0	0.0400	\$731	\$1,570
Total	0.6500	\$11,001	\$23,077	0.0000	\$0	\$0	0.6500	\$11,001	\$23,077

# Fiscal Impact of the Programs and Services Related to the Higher Education Veterans Services Act Public Act 096-0133

## Kaskaskia College Fiscal Year 2023

	Veterans Coordinator			Other Veterans Services			Total Veterans Services		
	Staff Years	State Dollars	Other Dollars	Staff Years	State Dollars	Other Collars	Staff Years	State Dollars	Other Dollars
Academic Counseling	0.1400	\$8,446	\$0	0.1950	\$11,374	\$0	0.3350	\$19,820	\$0
Academic Support	0.0350	\$2,111	\$0	0.1850	\$12,765	\$0	0.2200	\$14,877	\$0
Campus Social Events	0.0700	\$4,223	\$0	0.3150	\$17,791	\$0	0.3850	\$22,014	\$0
Career Services	0.0000	\$0	\$0	0.0000	\$0	\$0	0.0000	\$0	\$0
Counseling	0.0000	\$0	\$0	0.0000	\$0	\$0	0.0000	\$0	\$0
Disability Services	0.0000	\$0	\$0	0.0700	\$4,703	\$0	0.0700	\$4,703	\$0
Employment Assistance	0.0000	\$0	\$0	0.1400	\$5,921	\$0	0.1400	\$5,921	\$0
Financial Aid Assistance Counseling	0.1400	\$8,446	\$0	0.0000	\$0	\$0	0.1400	\$8,446	\$0
Health Services	0.0000	\$0	\$0	0.0000	\$0	\$0	0.0000	\$0	\$0
Mentoring	0.0350	\$2,111	\$0	0.1050	\$8,457	\$0	0.1400	\$10,568	\$0
Orientation	0.0350	\$2,111	\$0	0.1100	\$8,793	\$0	0.1450	\$10,904	\$0
Tuition Assistance Counseling	0.0350	\$2,111	\$0	0.0000	\$0	\$0	0.0350	\$2,111	\$0
Transition Assistance	0.0000	\$0	\$0	0.0000	\$0	\$0	0.0000	\$0	\$0
Office Support for Veterans Coordinator	0.0000	\$0	\$0	0.0400	\$1,692	\$0	0.0400	\$1,692	\$0
Veterans Student Lounge/Gathering Space	0.0350	\$2,111	\$0	0.0200	\$846	\$0	0.0550	\$2,957	\$0
GI Bill Certification	0.1750	\$10,557	\$0	0.1200	\$5,076	\$0	0.2950	\$15,633	\$0
Professional Development	0.0000	\$1,752	\$0	0.0000	\$0	\$0	0.0000	\$1,752	\$0
Total	0.7000	\$43,982	\$0	1.3000	\$77,418	\$0	2.0000	\$121,399	\$0

# Fiscal Impact of the Programs and Services Related to the Higher Education Veterans Services Act Public Act 096-0133

## Kishwaukee College

### Fiscal Year 2023

	Veterans Coordinator			Other Veterans Services			Total Veterans Services		
	Staff Years	State Dollars	Other Dollars	Staff Years	State Dollars	Other Collars	Staff Years	State Dollars	Other Dollars
Academic Counseling	0.0000	\$0	\$0	0.0000	\$0	\$0	0.0000	\$0	\$0
Academic Support	0.0000	\$0	\$0	0.0000	\$0	\$0	0.0000	\$0	\$0
Campus Social Events	0.0000	\$0	\$0	0.0000	\$0	\$0	0.0000	\$0	\$0
Career Services	0.0000	\$0	\$0	0.0000	\$0	\$0	0.0000	\$0	\$0
Counseling	0.0000	\$0	\$0	0.0325	\$1,735	\$0	0.0325	\$1,735	\$0
Disability Services	0.0000	\$0	\$0	0.0000	\$0	\$0	0.0000	\$0	\$0
Employment Assistance	0.0000	\$0	\$0	0.0000	\$0	\$0	0.0000	\$0	\$0
Financial Aid Assistance Counseling	0.0000	\$0	\$0	0.1250	\$6,673	\$0	0.1250	\$6,673	\$0
Health Services	0.0000	\$0	\$0	0.0000	\$0	\$0	0.0000	\$0	\$0
Mentoring	0.0000	\$0	\$0	0.0000	\$0	\$0	0.0000	\$0	\$0
Orientation	0.0000	\$0	\$0	0.0000	\$0	\$0	0.0000	\$0	\$0
Tuition Assistance Counseling	0.0000	\$0	\$0	0.0300	\$1,602	\$0	0.0300	\$1,602	\$0
Transition Assistance	0.0000	\$0	\$0	0.0000	\$0	\$0	0.0000	\$0	\$0
Office Support for Veterans Coordinator	0.0000	\$0	\$0	0.0000	\$0	\$0	0.0000	\$0	\$0
Veterans Student Lounge/Gathering Space	0.0000	\$0	\$0	0.0000	\$0	\$0	0.0000	\$0	\$0
GI Bill Certification	0.0000	\$0	\$0	0.0625	\$3,337	\$0	0.0625	\$3,337	\$0
Total	0.0000	\$0	\$0	0.2500	\$13,346	\$0	0.2500	\$13,346	\$0

# Fiscal Impact of the Programs and Services Related to the Higher Education Veterans Services Act Public Act 096-0133

## Lake Land College Fiscal Year 2023

	Veterans Coordinator			Other Veterans Services			Total Veterans Services		
	Staff Years	State Dollars	Other Dollars	Staff Years	State Dollars	Other Collars	Staff Years	State Dollars	Other Dollars
Academic Counseling	0.0000	\$0	\$0	0.0000	\$2,770	\$6,464	0.0000	\$2,770	\$6,464
Academic Support	0.0000	\$0	\$0	0.0000	\$190	\$444	0.0000	\$190	\$444
Campus Social Events	0.0000	\$0	\$0	0.0000	\$319	\$744	0.0000	\$319	\$744
Career Services	0.0000	\$0	\$0	0.0000	\$278	\$648	0.0000	\$278	\$648
Counseling	0.0000	\$0	\$0	0.0000	\$2,770	\$6,464	0.0000	\$2,770	\$6,464
Disability Services	0.0000	\$0	\$0	0.0000	\$826	\$1,927	0.0000	\$826	\$1,927
Employment Assistance	0.0000	\$0	\$0	0.0000	\$278	\$648	0.0000	\$278	\$648
Financial Aid Assistance Counseling	0.0850	\$2,569	\$5,994	0.0000	\$0	\$0	0.0850	\$2,569	\$5,994
Health Services	0.0000	\$0	\$0	0.0000	\$341	\$796	0.0000	\$341	\$796
Mentoring	0.0255	\$771	\$1,798	0.0000	\$0	\$0	0.0255	\$771	\$1,798
Orientation	0.0000	\$0	\$0	0.0000	\$693	\$1,616	0.0000	\$693	\$1,616
Tuition Assistance Counseling	0.0170	\$514	\$1,199	0.0000	\$0	\$0	0.0170	\$514	\$1,199
Transition Assistance	0.0000	\$0	\$0	0.0000	\$0	\$0	0.0000	\$0	\$0
Office Support for Veterans Coordinator	0.0000	\$0	\$0	0.0000	\$474	\$1,106	0.0000	\$474	\$1,106
Veterans Student Lounge/Gathering Space	0.0000	\$0	\$0	0.0000	\$0	\$0	0.0000	\$0	\$0
GI Bill Certification	0.7225	\$21,836	\$50,952	0.0000	\$0	\$0	0.7225	\$21,836	\$50,952
Total	0.8500	\$25,690	\$59,943	0.0000	\$8,939	\$20,857	0.8500	\$34,629	\$80,800

# Fiscal Impact of the Programs and Services Related to the Higher Education Veterans Services Act Public Act 096-0133

## Lewis & Clark Community College

### Fiscal Year 2023

	Veterans Coordinator			Other Veterans Services			Total Veterans Services		
	Staff Years	State Dollars	Other Dollars	Staff Years	State Dollars	Other Collars	Staff Years	State Dollars	Other Dollars
Academic Counseling	0.0125	\$0	\$1,181	0.0000	\$0	\$0	0.0125	\$0	\$1,181
Academic Support	0.0125	\$0	\$1,181	0.0000	\$0	\$0	0.0125	\$0	\$1,181
Campus Social Events	0.0125	\$0	\$1,181	0.0000	\$0	\$0	0.0125	\$0	\$1,181
Career Services	0.0167	\$0	\$1,574	0.0000	\$0	\$0	0.0167	\$0	\$1,574
Counseling	0.0125	\$0	\$1,181	0.0000	\$0	\$0	0.0125	\$0	\$1,181
Disability Services	0.0125	\$0	\$1,181	0.0000	\$0	\$0	0.0125	\$0	\$1,181
Employment Assistance	0.0125	\$0	\$1,181	0.0000	\$0	\$0	0.0125	\$0	\$1,181
Financial Aid Assistance Counseling	0.0125	\$0	\$1,181	0.1875	\$0	\$8,560	0.2000	\$0	\$9,741
Health Services	0.0125	\$0	\$1,181	0.0000	\$0	\$0	0.0125	\$0	\$1,181
Mentoring	0.0125	\$0	\$1,181	0.0000	\$0	\$0	0.0125	\$0	\$1,181
Orientation	0.0125	\$0	\$1,181	0.0000	\$0	\$0	0.0125	\$0	\$1,181
Tuition Assistance Counseling	0.0125	\$0	\$1,181	0.0000	\$0	\$0	0.0125	\$0	\$1,181
Transition Assistance	0.0125	\$0	\$1,181	0.0000	\$0	\$0	0.0125	\$0	\$1,181
Office Support for Veterans Coordinator	0.2083	\$0	\$19,676	0.0000	\$0	\$0	0.2083	\$0	\$19,676
Veterans Student Lounge/Gathering Space	0.0417	\$0	\$3,935	0.0000	\$0	\$0	0.0417	\$0	\$3,935
GI Bill Certification	0.0000	\$0	\$0	0.0625	\$0	\$2,853	0.0625	\$0	\$2,853
Total	0.4167	\$0	\$39,351	0.2500	\$0	\$11,414	0.6667	\$0	\$50,765



# Fiscal Impact of the Programs and Services Related to the Higher Education Veterans Services Act Public Act 096-0133

## Lincoln Land Community College

### Fiscal Year 2023

	Veterans Coordinator			Other Veterans Services			Total Veterans Services		
	Staff Years	State Dollars	Other Dollars	Staff Years	State Dollars	Other Collars	Staff Years	State Dollars	Other Dollars
Academic Counseling	0.0000	\$0	\$0	0.1118	\$797	\$7,106	0.1118	\$797	\$7,106
Academic Support	0.0000	\$0	\$0	0.1354	\$948	\$8,452	0.1354	\$948	\$8,452
Campus Social Events	0.0000	\$0	\$0	0.0236	\$208	\$1,852	0.0236	\$208	\$1,852
Career Services	0.0000	\$0	\$0	0.0118	\$67	\$600	0.0118	\$67	\$600
Counseling	0.0000	\$0	\$0	0.0000	\$151	\$1,349	0.0000	\$151	\$1,349
Disability Services	0.0000	\$0	\$0	0.0236	\$223	\$1,992	0.0236	\$223	\$1,992
Employment Assistance	0.0000	\$0	\$0	0.0118	\$67	\$600	0.0118	\$67	\$600
Financial Aid Assistance Counseling	0.0000	\$0	\$0	0.2236	\$1,583	\$14,115	0.2236	\$1,583	\$14,115
Health Services	0.0000	\$0	\$0	0.0000	\$0	\$0	0.0000	\$0	\$0
Mentoring	0.0000	\$0	\$0	0.0000	\$0	\$0	0.0000	\$0	\$0
Orientation	0.0000	\$0	\$0	0.0236	\$115	\$1,026	0.0236	\$115	\$1,026
Tuition Assistance Counseling	0.0000	\$0	\$0	0.0500	\$360	\$3,210	0.0500	\$360	\$3,210
Transition Assistance	0.0000	\$0	\$0	0.0700	\$471	\$4,198	0.0700	\$471	\$4,198
Office Support for Veterans Coordinator	0.0000	\$0	\$0	0.0000	\$0	\$0	0.0000	\$0	\$0
Veterans Student Lounge/Gathering Space	0.0000	\$0	\$0	0.0000	\$0	\$0	0.0000	\$0	\$0
GI Bill Certification	0.0000	\$0	\$0	0.4000	\$2,880	\$25,682	0.4000	\$2,880	\$25,682
Administrative Duties, Testing & Placement	0.0000	\$0	\$0	0.0236	\$186	\$1,660	0.0236	\$186	\$1,660
Outreach	0.0000	\$0	\$0	0.1000	\$773	\$6,897	0.1000	\$773	\$6,897
Course Registration	0.0000	\$0	\$0	0.0236	\$95	\$843	0.0236	\$95	\$843
Student Records, Transcripts	0.0000	\$0	\$0	0.0236	\$195	\$1,741	0.0236	\$195	\$1,741
Total	0.0000	\$0	\$0	1.2560	\$9,120	\$81,324	1.2560	\$9,120	\$81,324

# Fiscal Impact of the Programs and Services Related to the Higher Education Veterans Services Act Public Act 096-0133

## McHenry County College

### Fiscal Year 2023

	Veterans Coordinator			Other Veterans Services			Total Veterans Services		
	Staff Years	State Dollars	Other Dollars	Staff Years	State Dollars	Other Collars	Staff Years	State Dollars	Other Dollars
Academic Counseling	0.0375	\$484	\$2,019	0.0000	\$0	\$0	0.0375	\$484	\$2,019
Academic Support	0.0375	\$484	\$2,019	0.0000	\$0	\$0	0.0375	\$484	\$2,019
Campus Social Events	0.0075	\$97	\$404	0.0000	\$0	\$0	0.0075	\$97	\$404
Career Services	0.0000	\$0	\$0	0.0000	\$0	\$0	0.0000	\$0	\$0
Counseling	0.0000	\$0	\$0	0.0000	\$0	\$0	0.0000	\$0	\$0
Disability Services	0.0150	\$194	\$808	0.0000	\$0	\$0	0.0150	\$194	\$808
Employment Assistance	0.0000	\$0	\$0	0.0000	\$0	\$0	0.0000	\$0	\$0
Financial Aid Assistance Counseling	0.1875	\$2,419	\$10,096	0.2375	\$0	\$5,730	0.4250	\$2,419	\$15,827
Health Services	0.0075	\$97	\$404	0.0000	\$0	\$0	0.0075	\$97	\$404
Mentoring	0.0000	\$0	\$0	0.0594	\$0	\$1,433	0.0594	\$0	\$1,433
Orientation	0.0375	\$484	\$2,019	0.0000	\$0	\$0	0.0375	\$484	\$2,019
Tuition Assistance Counseling	0.0375	\$484	\$2,019	0.0000	\$0	\$0	0.0375	\$484	\$2,019
Transition Assistance	0.0000	\$0	\$0	0.1188	\$0	\$2,865	0.1188	\$0	\$2,865
Office Support for Veterans Coordinator	0.0150	\$194	\$808	0.0000	\$0	\$0	0.0150	\$194	\$808
Veterans Student Lounge/Gathering Space	0.0300	\$387	\$1,615	0.1781	\$0	\$4,298	0.2081	\$387	\$5,913
GI Bill Certification	0.3375	\$4,355	\$18,173	0.0000	\$0	\$0	0.3375	\$4,355	\$18,173
Total	0.7500	\$9,677	\$40,385	0.5938	\$0	\$14,326	1.3438	\$9,677	\$54,711

# Fiscal Impact of the Programs and Services Related to the Higher Education Veterans Services Act Public Act 096-0133

## Moraine Valley Community College

### Fiscal Year 2023

	Veterans Coordinator			Other Veterans Services			Total Veterans Services		
	Staff Years	State Dollars	Other Dollars	Staff Years	State Dollars	Other Collars	Staff Years	State Dollars	Other Dollars
Academic Counseling	0.1000	\$8,500	\$0	0.0500	\$0	\$1,920	0.1500	\$8,500	\$1,920
Academic Support	0.1500	\$12,750	\$0	0.0667	\$0	\$2,560	0.2167	\$12,750	\$2,560
Campus Social Events	0.0000	\$0	\$0	0.0000	\$0	\$0	0.0000	\$0	\$0
Career Services	0.0000	\$0	\$0	0.0000	\$0	\$0	0.0000	\$0	\$0
Counseling	0.0000	\$0	\$0	0.0000	\$0	\$0	0.0000	\$0	\$0
Disability Services	0.0000	\$0	\$0	0.0000	\$0	\$0	0.0000	\$0	\$0
Employment Assistance	0.0000	\$0	\$0	0.0000	\$0	\$0	0.0000	\$0	\$0
Financial Aid Assistance Counseling	0.0000	\$0	\$0	0.0000	\$0	\$0	0.0000	\$0	\$0
Health Services	0.0000	\$0	\$0	0.0000	\$0	\$0	0.0000	\$0	\$0
Mentoring	0.0500	\$4,250	\$0	0.0167	\$0	\$640	0.0667	\$4,250	\$640
Orientation	0.1000	\$8,500	\$0	0.0167	\$0	\$640	0.1167	\$8,500	\$640
Tuition Assistance Counseling	0.0000	\$0	\$0	0.0000	\$0	\$0	0.0000	\$0	\$0
Transition Assistance	0.0000	\$0	\$0	0.0000	\$0	\$0	0.0000	\$0	\$0
Office Support for Veterans Coordinator	0.0000	\$0	\$0	0.0000	\$0	\$0	0.0000	\$0	\$0
Veterans Student Lounge/Gathering Space	0.0250	\$2,125	\$0	0.0167	\$0	\$640	0.0417	\$2,125	\$640
GI Bill Certification	0.0250	\$2,125	\$0	0.2900	\$12,932	\$16	0.3150	\$15,057	\$16
VA Training	0.0250	\$2,125	\$0	0.0425	\$1,694	\$0	0.0675	\$3,819	\$0
VA Reports	0.0250	\$2,125	\$0	0.0425	\$1,694	\$0	0.0675	\$3,819	\$0
Financial Aid Assistance Grants & Scholarships	0.0000	\$0	\$0	0.0475	\$1,454	\$304	0.0475	\$1,454	\$304
Financial Aid Expeditor	0.0000	\$0	\$0	0.4775	\$17,634	\$0	0.4775	\$17,634	\$0
Total	0.5000	\$42,500	\$0	1.0667	\$35,408	\$6,720	1.5667	\$77,908	\$6,720

# Fiscal Impact of the Programs and Services Related to the Higher Education Veterans Services Act Public Act 096-0133

## Morton College Fiscal Year 2023

	Veterans Coordinator			Other Veterans Services			Total Veterans Services		
	Staff Years	State Dollars	Other Dollars	Staff Years	State Dollars	Other Collars	Staff Years	State Dollars	Other Dollars
Academic Counseling	0.0000	\$0	\$0	0.1250	\$9,969	\$0	0.1250	\$9,969	\$0
Academic Support	0.0000	\$0	\$0	0.1250	\$9,969	\$0	0.1250	\$9,969	\$0
Campus Social Events	0.0375	\$2,037	\$0	0.0025	\$261	\$0	0.0400	\$2,298	\$0
Career Services	0.0000	\$0	\$0	0.0000	\$0	\$0	0.0000	\$0	\$0
Counseling	0.0000	\$0	\$0	0.0000	\$0	\$0	0.0000	\$0	\$0
Disability Services	0.0000	\$0	\$0	0.0000	\$0	\$0	0.0000	\$0	\$0
Employment Assistance	0.0000	\$0	\$0	0.0000	\$0	\$0	0.0000	\$0	\$0
Financial Aid Assistance Counseling	0.3750	\$20,374	\$0	0.0475	\$4,956	\$0	0.4225	\$25,330	\$0
Health Services	0.0000	\$0	\$0	0.0000	\$0	\$0	0.0000	\$0	\$0
Mentoring	0.0000	\$0	\$0	0.0000	\$0	\$0	0.0000	\$0	\$0
Orientation	0.0000	\$0	\$0	0.0000	\$0	\$0	0.0000	\$0	\$0
Tuition Assistance Counseling	0.0000	\$0	\$0	0.0000	\$0	\$0	0.0000	\$0	\$0
Transition Assistance	0.0000	\$0	\$0	0.0000	\$0	\$0	0.0000	\$0	\$0
Office Support for Veterans Coordinator	0.0000	\$0	\$0	0.0000	\$0	\$0	0.0000	\$0	\$0
Veterans Student Lounge/Gathering Space	0.0000	\$0	\$0	0.0000	\$0	\$0	0.0000	\$0	\$0
GI Bill Certification	0.3375	\$18,336	\$0	0.0000	\$0	\$0	0.3375	\$18,336	\$0
Total	0.7500	\$40,748	\$0	0.3000	\$25,155	\$0	1.0500	\$65,903	\$0

# Fiscal Impact of the Programs and Services Related to the Higher Education Veterans Services Act Public Act 096-0133

## Oakton Community College

### Fiscal Year 2023

	Veterans Coordinator			Other Veterans Services			Total Veterans Services		
	Staff Years	State Dollars	Other Dollars	Staff Years	State Dollars	Other Collars	Staff Years	State Dollars	Other Dollars
Academic Counseling	0.0000	\$0	\$0	0.1600	\$0	\$9,358	0.1600	\$0	\$9,358
Academic Support	0.0000	\$0	\$0	0.1000	\$0	\$4,575	0.1000	\$0	\$4,575
Campus Social Events	0.0000	\$0	\$0	0.0240	\$0	\$491	0.0240	\$0	\$491
Career Services	0.0000	\$0	\$0	0.0300	\$0	\$520	0.0300	\$0	\$520
Counseling	0.0000	\$0	\$0	0.0500	\$0	\$1,821	0.0500	\$0	\$1,821
Disability Services	0.0000	\$0	\$0	0.1000	\$0	\$1,756	0.1000	\$0	\$1,756
Employment Assistance	0.0000	\$0	\$0	0.0000	\$0	\$0	0.0000	\$0	\$0
Financial Aid Assistance Counseling	0.0000	\$0	\$0	0.1275	\$0	\$3,278	0.1275	\$0	\$3,278
Health Services	0.0000	\$0	\$0	0.0500	\$0	\$1,821	0.0500	\$0	\$1,821
Mentoring	0.0000	\$0	\$0	0.0060	\$0	\$123	0.0060	\$0	\$123
Orientation	0.0000	\$0	\$0	0.0400	\$0	\$2,340	0.0400	\$0	\$2,340
Tuition Assistance Counseling	0.0000	\$0	\$0	0.0000	\$0	\$0	0.0000	\$0	\$0
Transition Assistance	0.0000	\$0	\$0	0.0000	\$0	\$0	0.0000	\$0	\$0
Office Support for Veterans Coordinator	0.0000	\$0	\$0	0.0000	\$0	\$0	0.0000	\$0	\$0
Veterans Student Lounge/Gathering Space	0.0000	\$0	\$0	0.0000	\$0	\$0	0.0000	\$0	\$0
GI Bill Certification	0.0000	\$0	\$0	0.0225	\$0	\$578	0.0225	\$0	\$578
Total	0.0000	\$0	\$0	0.7100	\$0	\$26,660	0.7100	\$0	\$26,660

# Fiscal Impact of the Programs and Services Related to the Higher Education Veterans Services Act Public Act 096-0133

## Parkland College Fiscal Year 2023

	Veterans Coordinator			Other Veterans Services			Total Veterans Services		
	Staff Years	State Dollars	Other Dollars	Staff Years	State Dollars	Other Collars	Staff Years	State Dollars	Other Dollars
Academic Counseling	0.0000	\$0	\$0	0.4848	\$3,124	\$34,136	0.4848	\$3,124	\$34,136
Academic Support	0.0000	\$0	\$0	0.3520	\$3,085	\$30,699	0.3520	\$3,085	\$30,699
Campus Social Events	0.0000	\$0	\$0	0.0300	\$388	\$1,462	0.0300	\$388	\$1,462
Career Services	0.0000	\$0	\$0	0.0300	\$176	\$1,899	0.0300	\$176	\$1,899
Counseling	0.0000	\$0	\$0	0.0952	\$751	\$10,135	0.0952	\$751	\$10,135
Disability Services	0.0000	\$0	\$0	0.5850	\$3,349	\$36,048	0.5850	\$3,349	\$36,048
Employment Assistance	0.0000	\$0	\$0	0.0300	\$176	\$1,899	0.0300	\$176	\$1,899
Financial Aid Assistance Counseling	0.0000	\$0	\$0	0.4275	\$3,325	\$35,712	0.4275	\$3,325	\$35,712
Health Services	0.0000	\$0	\$0	0.0100	\$57	\$618	0.0100	\$57	\$618
Mentoring	0.0000	\$0	\$0	0.0000	\$0	\$0	0.0000	\$0	\$0
Orientation	0.0000	\$0	\$0	0.0000	\$0	\$0	0.0000	\$0	\$0
Tuition Assistance Counseling	0.0000	\$0	\$0	0.0000	\$0	\$0	0.0000	\$0	\$0
Transition Assistance	0.0000	\$0	\$0	0.0000	\$0	\$0	0.0000	\$0	\$0
Office Support for Veterans Coordinator	0.0000	\$0	\$0	0.0000	\$0	\$0	0.0000	\$0	\$0
Veterans Student Lounge/Gathering Space	0.0000	\$0	\$0	0.0000	\$0	\$0	0.0000	\$0	\$0
GI Bill Certification	0.0000	\$0	\$0	0.5625	\$4,328	\$46,355	0.5625	\$4,328	\$46,355
Total	0.0000	\$0	\$0	2.6070	\$18,760	\$198,963	2.6070	\$18,760	\$198,963

# Fiscal Impact of the Programs and Services Related to the Higher Education Veterans Services Act Public Act 096-0133

## Prairie State College Fiscal Year 2023

	Veterans Coordinator			Other Veterans Services			Total Veterans Services		
	Staff Years	State Dollars	Other Dollars	Staff Years	State Dollars	Other Collars	Staff Years	State Dollars	Other Dollars
Academic Counseling	0.0500	\$2,905	\$0	0.0000	\$0	\$0	0.0500	\$2,905	\$0
Academic Support	0.0000	\$0	\$0	0.0000	\$0	\$0	0.0000	\$0	\$0
Campus Social Events	0.1000	\$9,659	\$0	0.0000	\$0	\$0	0.1000	\$9,659	\$0
Career Services	0.0500	\$3,162	\$0	0.0000	\$0	\$0	0.0500	\$3,162	\$0
Counseling	0.1000	\$5,810	\$0	0.0000	\$0	\$0	0.1000	\$5,810	\$0
Disability Services	0.0000	\$0	\$0	0.0000	\$0	\$0	0.0000	\$0	\$0
Employment Assistance	0.1000	\$5,810	\$0	0.0000	\$0	\$0	0.1000	\$5,810	\$0
Financial Aid Assistance Counseling	0.1000	\$5,810	\$0	0.0000	\$0	\$0	0.1000	\$5,810	\$0
Health Services	0.0000	\$257	\$0	0.0000	\$0	\$0	0.0000	\$257	\$0
Mentoring	0.1000	\$5,810	\$0	0.0000	\$0	\$0	0.1000	\$5,810	\$0
Orientation	0.1000	\$5,913	\$0	0.0000	\$0	\$0	0.1000	\$5,913	\$0
Tuition Assistance Counseling	0.0000	\$0	\$0	0.0000	\$0	\$0	0.0000	\$0	\$0
Transition Assistance	0.0500	\$2,905	\$0	0.0000	\$0	\$0	0.0500	\$2,905	\$0
Office Support for Veterans Coordinator	0.0000	\$513	\$0	0.0000	\$0	\$0	0.0000	\$513	\$0
Veterans Student Lounge/Gathering Space	0.0500	\$3,059	\$0	0.0000	\$0	\$0	0.0500	\$3,059	\$0
GI Bill Certification	0.2000	\$11,620	\$0	0.0000	\$0	\$0	0.2000	\$11,620	\$0
Total	1.0000	\$63,232	\$0	0.0000	\$0	\$0	1.0000	\$63,232	\$0

# Fiscal Impact of the Programs and Services Related to the Higher Education Veterans Services Act Public Act 096-0133

## Rend Lake College Fiscal Year 2023

	Veterans Coordinator			Other Veterans Services			Total Veterans Services		
	Staff Years	State Dollars	Other Dollars	Staff Years	State Dollars	Other Collars	Staff Years	State Dollars	Other Dollars
Academic Counseling	0.0000	\$0	\$0	0.0319	\$3,675	\$0	0.0319	\$3,675	\$0
Academic Support	0.0000	\$0	\$0	0.0369	\$2,382	\$186	0.0369	\$2,382	\$186
Campus Social Events	0.0000	\$0	\$0	0.0400	\$1,898	\$0	0.0400	\$1,898	\$0
Career Services	0.0000	\$0	\$0	0.0075	\$65	\$63	0.0075	\$65	\$63
Counseling	0.0000	\$0	\$0	0.0188	\$1,378	\$619	0.0188	\$1,378	\$619
Disability Services	0.0000	\$0	\$0	0.0075	\$588	\$0	0.0075	\$588	\$0
Employment Assistance	0.0000	\$0	\$0	0.0075	\$65	\$63	0.0075	\$65	\$63
Financial Aid Assistance Counseling	0.0000	\$0	\$0	0.0000	\$0	\$0	0.0000	\$0	\$0
Health Services	0.0000	\$0	\$0	0.0131	\$964	\$433	0.0131	\$964	\$433
Mentoring	0.0000	\$0	\$0	0.0000	\$0	\$0	0.0000	\$0	\$0
Orientation	0.0000	\$0	\$0	0.0000	\$0	\$0	0.0000	\$0	\$0
Tuition Assistance Counseling	0.0000	\$0	\$0	0.0525	\$2,750	\$74	0.0525	\$2,750	\$74
Transition Assistance	0.0000	\$0	\$0	0.0219	\$1,165	\$0	0.0219	\$1,165	\$0
Office Support for Veterans Coordinator	0.0000	\$0	\$0	0.4125	\$23,979	\$1,260	0.4125	\$23,979	\$1,260
Veterans Student Lounge/Gathering Space	0.0000	\$0	\$0	0.0000	\$0	\$0	0.0000	\$0	\$0
GI Bill Certification	0.0000	\$0	\$0	0.1050	\$5,501	\$148	0.1050	\$5,501	\$148
Total	0.0000	\$0	\$0	0.7550	\$44,411	\$2,845	0.7550	\$44,411	\$2,845



# Fiscal Impact of the Programs and Services Related to the Higher Education Veterans Services Act Public Act 096-0133

## Richland Community College

### Fiscal Year 2023

	Veterans Coordinator			Other Veterans Services			Total Veterans Services		
	Staff Years	State Dollars	Other Dollars	Staff Years	State Dollars	Other Collars	Staff Years	State Dollars	Other Dollars
Academic Counseling	0.0000	\$0	\$0	0.0300	\$0	\$1,455	0.0300	\$0	\$1,455
Academic Support	0.0000	\$0	\$0	0.0000	\$0	\$0	0.0000	\$0	\$0
Campus Social Events	0.0000	\$0	\$0	0.0500	\$0	\$2,425	0.0500	\$0	\$2,425
Career Services	0.0000	\$0	\$0	0.0300	\$0	\$1,455	0.0300	\$0	\$1,455
Counseling	0.0000	\$0	\$0	0.0000	\$0	\$0	0.0000	\$0	\$0
Disability Services	0.0000	\$0	\$0	0.0000	\$0	\$0	0.0000	\$0	\$0
Employment Assistance	0.0000	\$0	\$0	0.0000	\$0	\$0	0.0000	\$0	\$0
Financial Aid Assistance Counseling	0.0000	\$0	\$0	0.1000	\$0	\$4,850	0.1000	\$0	\$4,850
Health Services	0.0000	\$0	\$0	0.0000	\$0	\$0	0.0000	\$0	\$0
Mentoring	0.0000	\$0	\$0	0.1000	\$0	\$4,850	0.1000	\$0	\$4,850
Orientation	0.0000	\$0	\$0	0.0000	\$0	\$0	0.0000	\$0	\$0
Tuition Assistance Counseling	0.0000	\$0	\$0	0.0500	\$0	\$2,425	0.0500	\$0	\$2,425
Transition Assistance	0.0000	\$0	\$0	0.0500	\$0	\$2,425	0.0500	\$0	\$2,425
Office Support for Veterans Coordinator	0.0000	\$0	\$0	0.0000	\$0	\$0	0.0000	\$0	\$0
Veterans Student Lounge/Gathering Space	0.0000	\$0	\$0	0.0400	\$0	\$1,940	0.0400	\$0	\$1,940
GI Bill Certification	0.0000	\$0	\$0	0.0500	\$0	\$2,425	0.0500	\$0	\$2,425
Total	0.0000	\$0	\$0	0.5000	\$0	\$24,250	0.5000	\$0	\$24,250

# Fiscal Impact of the Programs and Services Related to the Higher Education Veterans Services Act Public Act 096-0133

## Rock Valley College Fiscal Year 2023

	Veterans Coordinator			Other Veterans Services			Total Veterans Services		
	Staff Years	State Dollars	Other Dollars	Staff Years	State Dollars	Other Collars	Staff Years	State Dollars	Other Dollars
Academic Counseling	0.1500	\$7,968	\$0	0.0000	\$0	\$0	0.1500	\$7,968	\$0
Academic Support	0.0450	\$2,391	\$0	0.0000	\$0	\$0	0.0450	\$2,391	\$0
Campus Social Events	0.0120	\$758	\$0	0.0000	\$0	\$0	0.0120	\$758	\$0
Career Services	0.0300	\$1,594	\$0	0.0000	\$0	\$0	0.0300	\$1,594	\$0
Counseling	0.0450	\$2,391	\$0	0.0000	\$0	\$0	0.0450	\$2,391	\$0
Disability Services	0.0300	\$1,594	\$0	0.0000	\$0	\$0	0.0300	\$1,594	\$0
Employment Assistance	0.0000	\$0	\$0	0.0000	\$0	\$0	0.0000	\$0	\$0
Financial Aid Assistance Counseling	0.0300	\$1,894	\$0	0.0000	\$0	\$0	0.0300	\$1,894	\$0
Health Services	0.0000	\$0	\$0	0.0000	\$0	\$0	0.0000	\$0	\$0
Mentoring	0.0060	\$379	\$0	0.0000	\$0	\$0	0.0060	\$379	\$0
Orientation	0.0600	\$3,789	\$0	0.0000	\$0	\$0	0.0600	\$3,789	\$0
Tuition Assistance Counseling	0.0060	\$379	\$0	0.0000	\$0	\$0	0.0060	\$379	\$0
Transition Assistance	0.0060	\$379	\$0	0.0000	\$0	\$0	0.0060	\$379	\$0
Office Support for Veterans Coordinator	0.2400	\$15,156	\$0	0.0000	\$0	\$0	0.2400	\$15,156	\$0
Veterans Student Lounge/Gathering Space	0.0000	\$0	\$0	0.0000	\$0	\$0	0.0000	\$0	\$0
GI Bill Certification	0.2400	\$15,156	\$0	0.0000	\$0	\$0	0.2400	\$15,156	\$0
Total	0.9000	\$53,826	\$0	0.0000	\$0	\$0	0.9000	\$53,826	\$0

# Fiscal Impact of the Programs and Services Related to the Higher Education Veterans Services Act Public Act 096-0133

## Sauk Valley Community College

### Fiscal Year 2023

	Veterans Coordinator			Other Veterans Services			Total Veterans Services		
	Staff Years	State Dollars	Other Dollars	Staff Years	State Dollars	Other Collars	Staff Years	State Dollars	Other Dollars
Academic Counseling	0.0031	\$0	\$138	0.1875	\$0	\$11,578	0.1906	\$0	\$11,716
Academic Support	0.0031	\$0	\$138	0.0500	\$0	\$3,087	0.0531	\$0	\$3,225
Campus Social Events	0.0062	\$0	\$275	0.0000	\$0	\$0	0.0062	\$0	\$275
Career Services	0.0000	\$0	\$0	0.0025	\$0	\$154	0.0025	\$0	\$154
Counseling	0.0310	\$0	\$1,377	0.0025	\$0	\$154	0.0335	\$0	\$1,532
Disability Services	0.0000	\$0	\$0	0.1000	\$3,871	\$5,666	0.1000	\$3,871	\$5,666
Employment Assistance	0.0031	\$0	\$138	0.0000	\$0	\$0	0.0031	\$0	\$138
Financial Aid Assistance Counseling	0.1395	\$0	\$6,198	0.0025	\$0	\$154	0.1420	\$0	\$6,352
Health Services	0.0000	\$0	\$0	0.0000	\$0	\$0	0.0000	\$0	\$0
Mentoring	0.0155	\$0	\$689	0.0000	\$0	\$0	0.0155	\$0	\$689
Orientation	0.0000	\$0	\$0	0.0020	\$0	\$95	0.0020	\$0	\$95
Tuition Assistance Counseling	0.0310	\$0	\$1,377	0.0000	\$0	\$0	0.0310	\$0	\$1,377
Transition Assistance	0.0000	\$0	\$0	0.0050	\$0	\$309	0.0050	\$0	\$309
Office Support for Veterans Coordinator	0.0155	\$0	\$689	0.0000	\$0	\$0	0.0155	\$0	\$689
Veterans Student Lounge/Gathering Space	0.0000	\$0	\$0	0.0000	\$0	\$0	0.0000	\$0	\$0
GI Bill Certification	0.0620	\$0	\$2,755	0.0000	\$0	\$0	0.0620	\$0	\$2,755
Registration	0.0000	\$0	\$0	0.0850	\$0	\$4,042	0.0850	\$0	\$4,042
Commencement	0.0000	\$0	\$0	0.0020	\$0	\$95	0.0020	\$0	\$95
Enrollment	0.0000	\$0	\$0	0.0110	\$0	\$523	0.0110	\$0	\$523
Total	0.3100	\$0	\$13,773	0.4500	\$3,871	\$25,859	0.7600	\$3,871	\$39,632

# Fiscal Impact of the Programs and Services Related to the Higher Education Veterans Services Act Public Act 096-0133

## Shawnee Community College

### Fiscal Year 2023

	Veterans Coordinator			Other Veterans Services			Total Veterans Services		
	Staff Years	State Dollars	Other Dollars	Staff Years	State Dollars	Other Collars	Staff Years	State Dollars	Other Dollars
Academic Counseling	0.0000	\$0	\$0	0.0000	\$0	\$0	0.0000	\$0	\$0
Academic Support	0.0000	\$0	\$0	0.0000	\$0	\$0	0.0000	\$0	\$0
Campus Social Events	0.0229	\$0	\$475	0.0000	\$0	\$0	0.0229	\$0	\$475
Career Services	0.0000	\$0	\$0	0.0000	\$0	\$0	0.0000	\$0	\$0
Counseling	0.0474	\$0	\$791	0.0000	\$0	\$0	0.0474	\$0	\$791
Disability Services	0.0000	\$0	\$0	0.0000	\$0	\$0	0.0000	\$0	\$0
Employment Assistance	0.0000	\$0	\$0	0.0000	\$0	\$0	0.0000	\$0	\$0
Financial Aid Assistance Counseling	0.0848	\$0	\$1,184	0.0000	\$0	\$0	0.0848	\$0	\$1,184
Health Services	0.0000	\$0	\$0	0.0000	\$0	\$0	0.0000	\$0	\$0
Mentoring	0.0316	\$0	\$426	0.0000	\$0	\$0	0.0316	\$0	\$426
Orientation	0.0180	\$0	\$277	0.0000	\$0	\$0	0.0180	\$0	\$277
Tuition Assistance Counseling	0.0180	\$0	\$277	0.0000	\$0	\$0	0.0180	\$0	\$277
Transition Assistance	0.0180	\$0	\$277	0.0000	\$0	\$0	0.0180	\$0	\$277
Office Support for Veterans Coordinator	0.0718	\$0	\$1,106	0.0000	\$0	\$0	0.0718	\$0	\$1,106
Veterans Student Lounge/Gathering Space	0.0108	\$0	\$166	0.0000	\$0	\$0	0.0108	\$0	\$166
GI Bill Certification	0.0359	\$0	\$553	0.0000	\$0	\$0	0.0359	\$0	\$553
Total	0.3592	\$0	\$5,530	0.0000	\$0	\$0	0.3592	\$0	\$5,530

# Fiscal Impact of the Programs and Services Related to the Higher Education Veterans Services Act Public Act 096-0133

## South Suburban College

### Fiscal Year 2023

	Veterans Coordinator			Other Veterans Services			Total Veterans Services		
	Staff Years	State Dollars	Other Dollars	Staff Years	State Dollars	Other Collars	Staff Years	State Dollars	Other Dollars
Academic Counseling	0.0000	\$0	\$0	0.0000	\$0	\$0	0.0000	\$0	\$0
Academic Support	0.0000	\$0	\$0	0.0000	\$0	\$0	0.0000	\$0	\$0
Campus Social Events	0.1146	\$2,839	\$0	0.0000	\$415	\$0	0.1146	\$3,254	\$0
Career Services	0.0000	\$0	\$0	0.0000	\$0	\$0	0.0000	\$0	\$0
Counseling	0.0000	\$0	\$0	0.0000	\$0	\$0	0.0000	\$0	\$0
Disability Services	0.0000	\$0	\$0	0.0000	\$0	\$0	0.0000	\$0	\$0
Employment Assistance	0.0000	\$0	\$0	0.0000	\$0	\$0	0.0000	\$0	\$0
Financial Aid Assistance Counseling	0.0000	\$0	\$0	0.4223	\$21,312	\$0	0.4223	\$21,312	\$0
Health Services	0.0000	\$0	\$0	0.0000	\$0	\$0	0.0000	\$0	\$0
Mentoring	0.0000	\$0	\$0	0.0000	\$0	\$0	0.0000	\$0	\$0
Orientation	0.0000	\$0	\$0	0.0000	\$0	\$0	0.0000	\$0	\$0
Tuition Assistance Counseling	0.0000	\$0	\$0	0.0000	\$0	\$0	0.0000	\$0	\$0
Transition Assistance	0.0000	\$0	\$0	0.0000	\$0	\$0	0.0000	\$0	\$0
Office Support for Veterans Coordinator	0.2292	\$5,730	\$0	0.0000	\$0	\$0	0.2292	\$5,730	\$0
Veterans Student Lounge/Gathering Space	0.1146	\$2,839	\$0	0.0000	\$0	\$0	0.1146	\$2,839	\$0
GI Bill Certification	0.0000	\$0	\$0	0.0035	\$147	\$0	0.0035	\$147	\$0
Total	0.4583	\$11,408	\$0	0.4258	\$21,875	\$0	0.8841	\$33,282	\$0

# Fiscal Impact of the Programs and Services Related to the Higher Education Veterans Services Act Public Act 096-0133

## Southeastern Illinois College

### Fiscal Year 2023

	Veterans Coordinator			Other Veterans Services			Total Veterans Services		
	Staff Years	State Dollars	Other Dollars	Staff Years	State Dollars	Other Collars	Staff Years	State Dollars	Other Dollars
Academic Counseling	0.0000	\$0	\$0	0.1050	\$2,492	\$4,690	0.1050	\$2,492	\$4,690
Academic Support	0.0000	\$0	\$0	0.0150	\$356	\$670	0.0150	\$356	\$670
Campus Social Events	0.0000	\$0	\$0	0.0000	\$75	\$142	0.0000	\$75	\$142
Career Services	0.0000	\$0	\$0	0.0000	\$0	\$0	0.0000	\$0	\$0
Counseling	0.0000	\$0	\$0	0.0000	\$0	\$0	0.0000	\$0	\$0
Disability Services	0.0000	\$0	\$0	0.0300	\$712	\$1,340	0.0300	\$712	\$1,340
Employment Assistance	0.0000	\$0	\$0	0.0000	\$0	\$0	0.0000	\$0	\$0
Financial Aid Assistance Counseling	0.1350	\$3,996	\$7,520	0.0000	\$0	\$0	0.1350	\$3,996	\$7,520
Health Services	0.0000	\$0	\$0	0.0000	\$0	\$0	0.0000	\$0	\$0
Mentoring	0.0000	\$0	\$0	0.0000	\$0	\$0	0.0000	\$0	\$0
Orientation	0.0000	\$0	\$0	0.0000	\$0	\$0	0.0000	\$0	\$0
Tuition Assistance Counseling	0.0000	\$0	\$0	0.0000	\$0	\$0	0.0000	\$0	\$0
Transition Assistance	0.0000	\$0	\$0	0.0000	\$0	\$0	0.0000	\$0	\$0
Office Support for Veterans Coordinator	0.0000	\$0	\$0	0.0000	\$0	\$0	0.0000	\$0	\$0
Veterans Student Lounge/Gathering Space	0.0000	\$0	\$0	0.0000	\$0	\$0	0.0000	\$0	\$0
GI Bill Certification	0.0450	\$1,332	\$2,507	0.0000	\$0	\$0	0.0450	\$1,332	\$2,507
Total	0.1800	\$5,328	\$10,026	0.1500	\$3,635	\$6,842	0.3300	\$8,963	\$16,868

# Fiscal Impact of the Programs and Services Related to the Higher Education Veterans Services Act Public Act 096-0133

## Southwestern Illinois College

### Fiscal Year 2023

	Veterans Coordinator			Other Veterans Services			Total Veterans Services		
	Staff Years	State Dollars	Other Dollars	Staff Years	State Dollars	Other Collars	Staff Years	State Dollars	Other Dollars
Academic Counseling	0.0485	\$2,524	\$161	0.0000	\$0	\$0	0.0485	\$2,524	\$161
Academic Support	0.0305	\$1,552	\$161	0.0000	\$0	\$0	0.0305	\$1,552	\$161
Campus Social Events	0.1200	\$7,516	\$0	0.0000	\$0	\$0	0.1200	\$7,516	\$0
Career Services	0.0090	\$486	\$0	0.0000	\$0	\$0	0.0090	\$486	\$0
Counseling	0.0180	\$972	\$0	0.0000	\$0	\$0	0.0180	\$972	\$0
Disability Services	0.0090	\$486	\$0	0.0000	\$0	\$0	0.0090	\$486	\$0
Employment Assistance	0.0160	\$795	\$0	0.0000	\$0	\$0	0.0160	\$795	\$0
Financial Aid Assistance Counseling	0.1465	\$8,161	\$803	0.0000	\$0	\$0	0.1465	\$8,161	\$803
Health Services	0.0000	\$0	\$0	0.0000	\$0	\$0	0.0000	\$0	\$0
Mentoring	0.0900	\$4,860	\$0	0.0000	\$0	\$0	0.0900	\$4,860	\$0
Orientation	0.0000	\$0	\$0	0.0000	\$0	\$0	0.0000	\$0	\$0
Tuition Assistance Counseling	0.0935	\$5,015	\$0	0.0000	\$0	\$0	0.0935	\$5,015	\$0
Transition Assistance	0.0450	\$2,430	\$0	0.0000	\$0	\$0	0.0450	\$2,430	\$0
Office Support for Veterans Coordinator	0.0693	\$4,563	\$241	0.0000	\$0	\$0	0.0693	\$4,563	\$241
Veterans Student Lounge/Gathering Space	0.0090	\$486	\$0	0.0000	\$0	\$0	0.0090	\$486	\$0
GI Bill Certification	0.4858	\$26,055	\$241	0.0000	\$0	\$0	0.4858	\$26,055	\$241
Veterans Benfits Program Compliance	0.0750	\$6,638	\$0	0.0000	\$0	\$0	0.0750	\$6,638	\$0
Total	1.2650	\$72,540	\$1,605	0.0000	\$0	\$0	1.2650	\$72,540	\$1,605

# Fiscal Impact of the Programs and Services Related to the Higher Education Veterans Services Act Public Act 096-0133

## Spoon River College

### Fiscal Year 2023

	Veterans Coordinator			Other Veterans Services			Total Veterans Services		
	Staff Years	State Dollars	Other Dollars	Staff Years	State Dollars	Other Collars	Staff Years	State Dollars	Other Dollars
Academic Counseling	0.0000	\$0	\$0	0.0675	\$0	\$3,856	0.0675	\$0	\$3,856
Academic Support	0.0000	\$0	\$0	0.0655	\$0	\$4,330	0.0655	\$0	\$4,330
Campus Social Events	0.0000	\$0	\$0	0.0035	\$0	\$157	0.0035	\$0	\$157
Career Services	0.0000	\$0	\$0	0.0000	\$0	\$34	0.0000	\$0	\$34
Counseling	0.0000	\$0	\$0	0.0350	\$0	\$1,584	0.0350	\$0	\$1,584
Disability Services	0.0000	\$0	\$0	0.0070	\$0	\$342	0.0070	\$0	\$342
Employment Assistance	0.0000	\$0	\$0	0.0175	\$0	\$809	0.0175	\$0	\$809
Financial Aid Assistance Counseling	0.0000	\$0	\$0	0.2625	\$0	\$16,020	0.2625	\$0	\$16,020
Health Services	0.0000	\$0	\$0	0.0000	\$0	\$32	0.0000	\$0	\$32
Mentoring	0.0000	\$0	\$0	0.0140	\$0	\$627	0.0140	\$0	\$627
Orientation	0.0000	\$0	\$0	0.0155	\$0	\$683	0.0155	\$0	\$683
Tuition Assistance Counseling	0.0000	\$0	\$0	0.0035	\$0	\$157	0.0035	\$0	\$157
Transition Assistance	0.0000	\$0	\$0	0.0035	\$0	\$157	0.0035	\$0	\$157
Office Support for Veterans Coordinator	0.0000	\$0	\$0	0.0950	\$0	\$4,233	0.0950	\$0	\$4,233
Veterans Student Lounge/Gathering Space	0.0000	\$0	\$0	0.0000	\$0	\$0	0.0000	\$0	\$0
GI Bill Certification	0.0000	\$0	\$0	0.2100	\$0	\$9,476	0.2100	\$0	\$9,476
Total	0.0000	\$0	\$0	0.8000	\$0	\$42,499	0.8000	\$0	\$42,499



# Fiscal Impact of the Programs and Services Related to the Higher Education Veterans Services Act Public Act 096-0133

## Triton College Fiscal Year 2023

	Veterans Coordinator			Other Veterans Services			Total Veterans Services		
	Staff Years	State Dollars	Other Dollars	Staff Years	State Dollars	Other Collars	Staff Years	State Dollars	Other Dollars
Academic Counseling	0.0000	\$0	\$0	0.0000	\$0	\$0	0.0000	\$0	\$0
Academic Support	0.0000	\$0	\$0	0.0000	\$0	\$0	0.0000	\$0	\$0
Campus Social Events	0.0000	\$0	\$0	0.0000	\$0	\$0	0.0000	\$0	\$0
Career Services	0.0000	\$0	\$0	0.0000	\$0	\$0	0.0000	\$0	\$0
Counseling	0.0000	\$0	\$0	0.0000	\$0	\$0	0.0000	\$0	\$0
Disability Services	0.0000	\$0	\$0	0.0000	\$0	\$0	0.0000	\$0	\$0
Employment Assistance	0.0000	\$0	\$0	0.0000	\$0	\$0	0.0000	\$0	\$0
Financial Aid Assistance Counseling	0.0000	\$0	\$0	0.1500	\$5,893	\$0	0.1500	\$5,893	\$0
Health Services	0.0000	\$0	\$0	0.0000	\$0	\$0	0.0000	\$0	\$0
Mentoring	0.0000	\$0	\$0	0.0000	\$0	\$0	0.0000	\$0	\$0
Orientation	0.0000	\$0	\$0	0.0000	\$0	\$0	0.0000	\$0	\$0
Tuition Assistance Counseling	0.0000	\$0	\$0	0.1500	\$5,893	\$0	0.1500	\$5,893	\$0
Transition Assistance	0.0000	\$0	\$0	0.0000	\$0	\$0	0.0000	\$0	\$0
Office Support for Veterans Coordinator	0.0000	\$0	\$0	0.0000	\$0	\$0	0.0000	\$0	\$0
Veterans Student Lounge/Gathering Space	0.0000	\$0	\$0	0.0000	\$0	\$0	0.0000	\$0	\$0
GI Bill Certification	0.0000	\$0	\$0	0.3000	\$11,786	\$0	0.3000	\$11,786	\$0
Total	0.0000	\$0	\$0	0.6000	\$23,572	\$0	0.6000	\$23,572	\$0

# Fiscal Impact of the Programs and Services Related to the Higher Education Veterans Services Act Public Act 096-0133

## Waubonsee Community College

### Fiscal Year 2023

	Veterans Coordinator			Other Veterans Services			Total Veterans Services		
	Staff Years	State Dollars	Other Dollars	Staff Years	State Dollars	Other Collars	Staff Years	State Dollars	Other Dollars
Academic Counseling	0.0000	\$0	\$0	0.0000	\$0	\$0	0.0000	\$0	\$0
Academic Support	0.4200	\$0	\$27,272	0.0000	\$0	\$0	0.4200	\$0	\$27,272
Campus Social Events	0.0070	\$0	\$455	0.0050	\$0	\$1,345	0.0120	\$0	\$1,800
Career Services	0.0070	\$0	\$455	0.0000	\$0	\$0	0.0070	\$0	\$455
Counseling	0.0070	\$0	\$455	0.0000	\$0	\$0	0.0070	\$0	\$455
Disability Services	0.0070	\$0	\$455	0.0000	\$0	\$0	0.0070	\$0	\$455
Employment Assistance	0.0000	\$0	\$0	0.0000	\$0	\$0	0.0000	\$0	\$0
Financial Aid Assistance Counseling	0.0070	\$0	\$455	0.1000	\$0	\$6,849	0.1070	\$0	\$7,303
Health Services	0.0000	\$0	\$0	0.0000	\$0	\$0	0.0000	\$0	\$0
Mentoring	0.0000	\$0	\$0	0.0000	\$0	\$0	0.0000	\$0	\$0
Orientation	0.1050	\$0	\$6,818	0.0050	\$0	\$342	0.1100	\$0	\$7,160
Tuition Assistance Counseling	0.0000	\$0	\$0	0.0150	\$0	\$1,027	0.0150	\$0	\$1,027
Transition Assistance	0.0000	\$0	\$0	0.0000	\$0	\$0	0.0000	\$0	\$0
Office Support for Veterans Coordinator	0.0000	\$0	\$0	0.1058	\$0	\$6,382	0.1058	\$0	\$6,382
Veterans Student Lounge/Gathering Space	0.0000	\$0	\$0	0.0000	\$0	\$0	0.0000	\$0	\$0
GI Bill Certification	0.1400	\$0	\$9,091	0.3975	\$0	\$29,351	0.5375	\$0	\$38,442
Total	0.7000	\$0	\$45,453	0.6283	\$0	\$45,297	1.3283	\$0	\$90,750

# Fiscal Impact of the Programs and Services Related to the Higher Education Veterans Services Act Public Act 096-0133

## Chicago State University

### Fiscal Year 2023

	Veterans Coordinator			Other Veterans Services			Total Veterans Services		
	Staff Years	State Dollars	Other Dollars	Staff Years	State Dollars	Other Collars	Staff Years	State Dollars	Other Dollars
Academic Counseling	0.0000	\$0	\$0	0.0000	\$0	\$0	0.0000	\$0	\$0
Academic Support	0.0000	\$0	\$0	0.0000	\$0	\$0	0.0000	\$0	\$0
Campus Social Events	0.1042	\$5,474	\$0	0.0000	\$0	\$0	0.1042	\$5,474	\$0
Career Services	0.0000	\$0	\$0	0.0000	\$0	\$0	0.0000	\$0	\$0
Counseling	0.0000	\$0	\$0	0.0000	\$0	\$0	0.0000	\$0	\$0
Disability Services	0.0000	\$0	\$0	0.0000	\$0	\$0	0.0000	\$0	\$0
Employment Assistance	0.0000	\$0	\$0	0.0000	\$0	\$0	0.0000	\$0	\$0
Financial Aid Assistance Counseling	0.1375	\$14,929	\$0	0.0000	\$0	\$300	0.1375	\$14,929	\$300
Health Services	0.0000	\$0	\$0	0.0000	\$0	\$0	0.0000	\$0	\$0
Mentoring	0.0000	\$0	\$0	0.0000	\$0	\$0	0.0000	\$0	\$0
Orientation	0.0083	\$486	\$0	0.0000	\$0	\$75	0.0083	\$486	\$75
Tuition Assistance Counseling	0.0233	\$1,362	\$0	0.0000	\$0	\$0	0.0233	\$1,362	\$0
Transition Assistance	0.0500	\$2,545	\$0	0.0000	\$0	\$0	0.0500	\$2,545	\$0
Office Support for Veterans Coordinator	0.0000	\$0	\$0	0.0000	\$0	\$0	0.0000	\$0	\$0
Veterans Student Lounge/Gathering Space	0.8500	\$43,267	\$0	0.0000	\$0	\$0	0.8500	\$43,267	\$0
GI Bill Certification	0.2433	\$21,246	\$0	0.0000	\$0	\$1,125	0.2433	\$21,246	\$1,125
Total	1.4167	\$89,308	\$0	0.0000	\$0	\$1,500	1.4167	\$89,308	\$1,500

# Fiscal Impact of the Programs and Services Related to the Higher Education Veterans Services Act Public Act 096-0133

## Eastern Illinois University

### Fiscal Year 2023

	Veterans Coordinator			Other Veterans Services			Total Veterans Services		
	Staff Years	State Dollars	Other Dollars	Staff Years	State Dollars	Other Collars	Staff Years	State Dollars	Other Dollars
Academic Counseling	0.0000	\$0	\$0	0.0250	\$1,600	\$0	0.0250	\$1,600	\$0
Academic Support	0.0000	\$0	\$0	0.0540	\$1,600	\$575	0.0540	\$1,600	\$575
Campus Social Events	0.0000	\$0	\$0	0.0830	\$1,800	\$1,150	0.0830	\$1,800	\$1,150
Career Services	0.0000	\$0	\$0	0.0000	\$0	\$0	0.0000	\$0	\$0
Counseling	0.0000	\$0	\$0	0.0000	\$0	\$0	0.0000	\$0	\$0
Disability Services	0.0000	\$0	\$0	0.0000	\$0	\$0	0.0000	\$0	\$0
Employment Assistance	0.0000	\$0	\$0	0.0000	\$0	\$0	0.0000	\$0	\$0
Financial Aid Assistance Counseling	0.0000	\$0	\$0	0.1000	\$6,400	\$0	0.1000	\$6,400	\$0
Health Services	0.0000	\$0	\$0	0.0000	\$0	\$0	0.0000	\$0	\$0
Mentoring	0.0000	\$0	\$0	0.0540	\$1,600	\$575	0.0540	\$1,600	\$575
Orientation	0.0000	\$0	\$0	0.0540	\$1,600	\$575	0.0540	\$1,600	\$575
Tuition Assistance Counseling	0.0000	\$0	\$0	0.0100	\$640	\$0	0.0100	\$640	\$0
Transition Assistance	0.0000	\$0	\$0	0.0216	\$640	\$230	0.0216	\$640	\$230
Office Support for Veterans Coordinator	0.0000	\$0	\$0	0.2524	\$0	\$5,020	0.2524	\$0	\$5,020
Veterans Student Lounge/Gathering Space	0.0000	\$0	\$0	0.0970	\$640	\$1,725	0.0970	\$640	\$1,725
GI Bill Certification	0.0000	\$0	\$0	0.3290	\$15,680	\$1,650	0.3290	\$15,680	\$1,650
Total	0.0000	\$0	\$0	1.0800	\$32,200	\$11,500	1.0800	\$32,200	\$11,500

# Fiscal Impact of the Programs and Services Related to the Higher Education Veterans Services Act Public Act 096-0133

## Governors State University

### Fiscal Year 2023

	Veterans Coordinator			Other Veterans Services			Total Veterans Services		
	Staff Years	State Dollars	Other Dollars	Staff Years	State Dollars	Other Collars	Staff Years	State Dollars	Other Dollars
Academic Counseling	0.0083	\$770	\$0	0.0333	\$2,583	\$0	0.0417	\$3,353	\$0
Academic Support	0.0000	\$0	\$0	0.0000	\$0	\$0	0.0000	\$0	\$0
Campus Social Events	0.0083	\$770	\$0	0.0333	\$2,583	\$0	0.0417	\$3,353	\$0
Career Services	0.0188	\$2,155	\$0	0.0000	\$0	\$0	0.0188	\$2,155	\$0
Counseling	0.0271	\$2,925	\$0	0.0333	\$2,583	\$0	0.0604	\$5,508	\$0
Disability Services	0.0000	\$0	\$0	0.0333	\$2,583	\$0	0.0333	\$2,583	\$0
Employment Assistance	0.0188	\$2,155	\$0	0.0000	\$0	\$0	0.0188	\$2,155	\$0
Financial Aid Assistance Counseling	0.0000	\$0	\$0	0.1667	\$11,187	\$0	0.1667	\$11,187	\$0
Health Services	0.0875	\$10,622	\$0	0.0000	\$0	\$0	0.0875	\$10,622	\$0
Mentoring	0.0000	\$0	\$0	0.0000	\$0	\$0	0.0000	\$0	\$0
Orientation	0.0375	\$4,311	\$0	0.1000	\$6,021	\$0	0.1375	\$10,332	\$0
Tuition Assistance Counseling	0.0188	\$2,155	\$0	0.0333	\$2,583	\$0	0.0521	\$4,738	\$0
Transition Assistance	0.0271	\$2,925	\$0	0.1000	\$6,021	\$0	0.1271	\$8,946	\$0
Office Support for Veterans Coordinator	0.0000	\$0	\$0	0.1000	\$6,021	\$0	0.1000	\$6,021	\$0
Veterans Student Lounge/Gathering Space	0.0792	\$9,852	\$0	0.0000	\$0	\$0	0.0792	\$9,852	\$0
GI Bill Certification	0.0438	\$4,465	\$0	0.7000	\$43,875	\$0	0.7438	\$48,340	\$0
Total	0.3750	\$43,107	\$0	1.3333	\$86,039	\$0	1.7083	\$129,146	\$0

# Fiscal Impact of the Programs and Services Related to the Higher Education Veterans Services Act Public Act 096-0133

## Illinois State University

### Fiscal Year 2023

	Veterans Coordinator			Other Veterans Services			Total Veterans Services		
	Staff Years	State Dollars	Other Dollars	Staff Years	State Dollars	Other Collars	Staff Years	State Dollars	Other Dollars
Academic Counseling	0.0000	\$0	\$0	0.0450	\$2,404	\$0	0.0450	\$2,404	\$0
Academic Support	0.0000	\$0	\$0	0.1125	\$8,270	\$0	0.1125	\$8,270	\$0
Campus Social Events	0.0000	\$0	\$0	0.0763	\$3,410	\$0	0.0763	\$3,410	\$0
Career Services	0.0000	\$0	\$0	0.0017	\$158	\$0	0.0017	\$158	\$0
Counseling	0.0000	\$0	\$0	0.1500	\$10,508	\$0	0.1500	\$10,508	\$0
Disability Services	0.0000	\$0	\$0	0.0200	\$1,060	\$0	0.0200	\$1,060	\$0
Employment Assistance	0.0000	\$0	\$0	0.0000	\$0	\$0	0.0000	\$0	\$0
Financial Aid Assistance Counseling	0.0000	\$0	\$0	0.2850	\$15,332	\$0	0.2850	\$15,332	\$0
Health Services	0.0000	\$0	\$0	0.0600	\$6,856	\$0	0.0600	\$6,856	\$0
Mentoring	0.0000	\$0	\$0	0.0000	\$0	\$0	0.0000	\$0	\$0
Orientation	0.0000	\$0	\$0	0.1100	\$5,841	\$0	0.1100	\$5,841	\$0
Tuition Assistance Counseling	0.0000	\$0	\$0	0.0713	\$3,183	\$0	0.0713	\$3,183	\$0
Transition Assistance	0.0000	\$0	\$0	0.0000	\$0	\$0	0.0000	\$0	\$0
Office Support for Veterans Coordinator	0.0000	\$0	\$0	0.2625	\$8,257	\$0	0.2625	\$8,257	\$0
Veterans Student Lounge/Gathering Space	0.0000	\$0	\$0	0.0525	\$2,842	\$0	0.0525	\$2,842	\$0
GI Bill Certification	0.0000	\$0	\$0	1.0100	\$47,960	\$0	1.0100	\$47,960	\$0
Total	0.0000	\$0	\$0	2.2567	\$116,081	\$0	2.2567	\$116,081	\$0

# Fiscal Impact of the Programs and Services Related to the Higher Education Veterans Services Act Public Act 096-0133

## Northeastern Illinois University

### Fiscal Year 2023

	Veterans Coordinator			Other Veterans Services			Total Veterans Services		
	Staff Years	State Dollars	Other Dollars	Staff Years	State Dollars	Other Collars	Staff Years	State Dollars	Other Dollars
Academic Counseling	0.0000	\$0	\$0	0.0000	\$0	\$0	0.0000	\$0	\$0
Academic Support	0.0000	\$0	\$0	0.0000	\$0	\$0	0.0000	\$0	\$0
Campus Social Events	0.0000	\$0	\$0	0.0000	\$0	\$0	0.0000	\$0	\$0
Career Services	0.0000	\$0	\$0	0.0000	\$0	\$0	0.0000	\$0	\$0
Counseling	0.1000	\$4,787	\$0	0.0000	\$0	\$0	0.1000	\$4,787	\$0
Disability Services	0.0000	\$0	\$0	0.0000	\$0	\$0	0.0000	\$0	\$0
Employment Assistance	0.0000	\$0	\$0	0.0000	\$0	\$0	0.0000	\$0	\$0
Financial Aid Assistance Counseling	0.7500	\$35,903	\$0	0.0000	\$0	\$0	0.7500	\$35,903	\$0
Health Services	0.0000	\$0	\$0	0.0000	\$0	\$0	0.0000	\$0	\$0
Mentoring	0.0000	\$0	\$0	0.0000	\$0	\$0	0.0000	\$0	\$0
Orientation	0.0000	\$0	\$0	0.0000	\$0	\$0	0.0000	\$0	\$0
Tuition Assistance Counseling	0.1500	\$7,181	\$0	0.0000	\$0	\$0	0.1500	\$7,181	\$0
Transition Assistance	0.0000	\$0	\$0	0.0000	\$0	\$0	0.0000	\$0	\$0
Office Support for Veterans Coordinator	0.0000	\$0	\$0	0.0000	\$0	\$0	0.0000	\$0	\$0
Veterans Student Lounge/Gathering Space	0.0000	\$0	\$0	0.0000	\$0	\$0	0.0000	\$0	\$0
GI Bill Certification	0.0000	\$0	\$0	0.0000	\$0	\$0	0.0000	\$0	\$0
Total	1.0000	\$47,870	\$0	0.0000	\$0	\$0	1.0000	\$47,870	\$0

# Fiscal Impact of the Programs and Services Related to the Higher Education Veterans Services Act Public Act 096-0133

## Northern Illinois University

### Fiscal Year 2023

	Veterans Coordinator			Other Veterans Services			Total Veterans Services		
	Staff Years	State Dollars	Other Dollars	Staff Years	State Dollars	Other Collars	Staff Years	State Dollars	Other Dollars
Academic Counseling	0.0000	\$0	\$0	0.0000	\$0	\$0	0.0000	\$0	\$0
Academic Support	0.0000	\$0	\$0	0.0000	\$0	\$0	0.0000	\$0	\$0
Campus Social Events	0.0320	\$1,835	\$612	0.0000	\$0	\$0	0.0320	\$1,835	\$612
Career Services	0.0320	\$1,835	\$612	0.0000	\$0	\$0	0.0320	\$1,835	\$612
Counseling	0.0000	\$0	\$0	0.0000	\$0	\$0	0.0000	\$0	\$0
Disability Services	0.0000	\$0	\$0	0.0000	\$0	\$0	0.0000	\$0	\$0
Employment Assistance	0.0320	\$1,835	\$612	0.0000	\$0	\$0	0.0320	\$1,835	\$612
Financial Aid Assistance Counseling	0.0000	\$0	\$0	0.0000	\$0	\$0	0.0000	\$0	\$0
Health Services	0.0000	\$0	\$0	0.0000	\$0	\$0	0.0000	\$0	\$0
Mentoring	0.0320	\$1,835	\$612	0.0000	\$0	\$0	0.0320	\$1,835	\$612
Orientation	0.0000	\$0	\$0	0.0000	\$0	\$0	0.0000	\$0	\$0
Tuition Assistance Counseling	0.0320	\$1,835	\$612	0.0000	\$0	\$0	0.0320	\$1,835	\$612
Transition Assistance	0.0320	\$1,835	\$612	0.0000	\$0	\$0	0.0320	\$1,835	\$612
Office Support for Veterans Coordinator	0.0000	\$0	\$0	0.0000	\$0	\$0	0.0000	\$0	\$0
Veterans Student Lounge/Gathering Space	0.6080	\$34,862	\$11,620	0.0000	\$0	\$0	0.6080	\$34,862	\$11,620
Total	0.8000	\$45,870	\$15,290	0.0000	\$0	\$0	0.8000	\$45,870	\$15,290



# Fiscal Impact of the Programs and Services Related to the Higher Education Veterans Services Act Public Act 096-0133

## Southern Illinois University Carbondale

### Fiscal Year 2023

	Veterans Coordinator			Other Veterans Services			Total Veterans Services		
	Staff Years	State Dollars	Other Dollars	Staff Years	State Dollars	Other Collars	Staff Years	State Dollars	Other Dollars
Academic Counseling	0.0956	\$2,220	\$1,112	0.5810	\$22,244	\$0	0.6766	\$24,464	\$1,112
Academic Support	0.0973	\$2,292	\$1,112	0.3720	\$14,251	\$0	0.4693	\$16,543	\$1,112
Campus Social Events	0.0702	\$1,074	\$1,112	0.0000	\$0	\$1,500	0.0702	\$1,074	\$2,612
Career Services	0.1607	\$3,903	\$1,778	0.3080	\$11,848	\$0	0.4687	\$15,751	\$1,778
Counseling	0.0000	\$0	\$0	0.2150	\$8,202	\$0	0.2150	\$8,202	\$0
Disability Services	0.0856	\$1,755	\$1,112	0.0830	\$3,245	\$0	0.1686	\$5,000	\$1,112
Employment Assistance	0.1427	\$4,368	\$1,112	0.1440	\$5,651	\$0	0.2867	\$10,019	\$1,112
Financial Aid Assistance Counseling	0.2500	\$7,625	\$2,001	1.2000	\$47,219	\$0	1.4500	\$54,844	\$2,001
Health Services	0.0000	\$0	\$0	0.0000	\$0	\$0	0.0000	\$0	\$0
Mentoring	0.1800	\$4,368	\$2,001	0.1440	\$5,651	\$1,506	0.3240	\$10,019	\$3,507
Orientation	0.1700	\$3,903	\$2,001	0.6240	\$24,726	\$1,650	0.7940	\$28,629	\$3,651
Tuition Assistance Counseling	0.0236	\$1,074	\$0	0.5850	\$23,277	\$0	0.6086	\$24,351	\$0
Transition Assistance	0.2111	\$5,371	\$2,223	0.3600	\$14,693	\$0	0.5711	\$20,064	\$2,223
Office Support for Veterans Coordinator	0.1756	\$7,370	\$4,161	0.0000	\$0	\$0	0.1756	\$7,370	\$4,161
Veterans Student Lounge/Gathering Space	0.0467	\$0	\$1,112	0.0000	\$0	\$0	0.0467	\$0	\$1,112
GI Bill Certification	0.4022	\$14,316	\$2,223	0.4990	\$19,909	\$2,538	0.9012	\$34,225	\$4,761
IVG and NGG usage reporting	0.0000	\$0	\$0	0.0900	\$3,434	\$0	0.0900	\$3,434	\$0
Chapter 31 Billing	0.0000	\$0	\$0	0.0450	\$1,717	\$0	0.0450	\$1,717	\$0
Total	2.1111	\$59,640	\$23,056	5.2500	\$206,065	\$7,194	7.3611	\$265,705	\$30,250

# Fiscal Impact of the Programs and Services Related to the Higher Education Veterans Services Act Public Act 096-0133

## Southern Illinois University Edwardsville

### Fiscal Year 2023

	Veterans Coordinator			Other Veterans Services			Total Veterans Services		
	Staff Years	State Dollars	Other Dollars	Staff Years	State Dollars	Other Collars	Staff Years	State Dollars	Other Dollars
Academic Counseling	0.0000	\$0	\$0	0.8500	\$30,859	\$0	0.8500	\$30,859	\$0
Academic Support	0.2000	\$12,560	\$0	0.0500	\$1,815	\$0	0.2500	\$14,376	\$0
Campus Social Events	0.5800	\$31,620	\$0	0.0000	\$0	\$0	0.5800	\$31,620	\$0
Career Services	0.0200	\$1,256	\$0	0.0000	\$0	\$0	0.0200	\$1,256	\$0
Counseling	0.0200	\$1,256	\$0	0.0000	\$0	\$0	0.0200	\$1,256	\$0
Disability Services	0.0200	\$1,256	\$0	0.0000	\$0	\$0	0.0200	\$1,256	\$0
Employment Assistance	0.0200	\$1,256	\$0	0.0000	\$0	\$0	0.0200	\$1,256	\$0
Financial Aid Assistance Counseling	0.1500	\$10,210	\$0	0.8400	\$30,589	\$0	0.9900	\$40,799	\$0
Health Services	0.0200	\$1,256	\$0	0.0000	\$0	\$0	0.0200	\$1,256	\$0
Mentoring	0.1500	\$10,210	\$0	0.0500	\$1,815	\$0	0.2000	\$12,026	\$0
Orientation	0.1500	\$10,210	\$0	0.0000	\$0	\$0	0.1500	\$10,210	\$0
Tuition Assistance Counseling	0.1500	\$10,210	\$0	0.0000	\$0	\$0	0.1500	\$10,210	\$0
Transition Assistance	0.3100	\$20,891	\$0	0.8100	\$33,355	\$0	1.1200	\$54,246	\$0
Office Support for Veterans Coordinator	0.0500	\$14,730	\$0	0.0000	\$0	\$0	0.0500	\$14,730	\$0
Veterans Student Lounge/Gathering Space	0.1000	\$6,280	\$0	0.0000	\$0	\$0	0.1000	\$6,280	\$0
GI Bill Certification	0.0600	\$4,400	\$0	1.0000	\$45,149	\$0	1.0600	\$49,549	\$0
Total	2.0000	\$137,603	\$0	3.6000	\$143,583	\$0	5.6000	\$281,186	\$0

# Fiscal Impact of the Programs and Services Related to the Higher Education Veterans Services Act Public Act 096-0133

## University of Illinois Chicago

### Fiscal Year 2023

	Veterans Coordinator			Other Veterans Services			Total Veterans Services		
	Staff Years	State Dollars	Other Dollars	Staff Years	State Dollars	Other Collars	Staff Years	State Dollars	Other Dollars
Academic Counseling	0.4030	\$27,594	\$0	0.0000	\$0	\$0	0.4030	\$27,594	\$0
Academic Support	0.4030	\$27,594	\$0	0.0000	\$0	\$0	0.4030	\$27,594	\$0
Campus Social Events	0.0330	\$21,986	\$0	0.0000	\$0	\$0	0.0330	\$21,986	\$0
Career Services	0.3800	\$27,078	\$0	0.0000	\$0	\$0	0.3800	\$27,078	\$0
Counseling	0.0250	\$2,351	\$0	0.0000	\$0	\$0	0.0250	\$2,351	\$0
Disability Services	0.0000	\$0	\$0	0.0000	\$0	\$0	0.0000	\$0	\$0
Employment Assistance	0.0000	\$0	\$0	0.0000	\$0	\$0	0.0000	\$0	\$0
Financial Aid Assistance Counseling	0.0100	\$941	\$0	0.0000	\$0	\$0	0.0100	\$941	\$0
Health Services	0.0430	\$2,397	\$0	0.0000	\$0	\$0	0.0430	\$2,397	\$0
Mentoring	0.4130	\$28,534	\$0	0.0000	\$0	\$0	0.4130	\$28,534	\$0
Orientation	0.0925	\$6,512	\$0	0.0000	\$0	\$0	0.0925	\$6,512	\$0
Tuition Assistance Counseling	0.0430	\$2,397	\$0	0.0000	\$0	\$0	0.0430	\$2,397	\$0
Transition Assistance	0.0595	\$3,125	\$0	0.0000	\$0	\$0	0.0595	\$3,125	\$0
Office Support for Veterans Coordinator	0.0000	\$194	\$0	0.0000	\$0	\$0	0.0000	\$194	\$0
Veterans Student Lounge/Gathering Space	0.0825	\$9,208	\$0	0.0000	\$0	\$0	0.0825	\$9,208	\$0
GI Bill Certification	1.2425	\$58,021	\$0	0.0000	\$0	\$0	1.2425	\$58,021	\$0
Total	3.2300	\$217,929	\$0	0.0000	\$0	\$0	3.2300	\$217,929	\$0

# Fiscal Impact of the Programs and Services Related to the Higher Education Veterans Services Act Public Act 096-0133

## University of Illinois Springfield

### Fiscal Year 2023

	Veterans Coordinator			Other Veterans Services			Total Veterans Services		
	Staff Years	State Dollars	Other Dollars	Staff Years	State Dollars	Other Collars	Staff Years	State Dollars	Other Dollars
Academic Counseling	0.0667	\$0	\$920	0.2400	\$16,515	\$0	0.3067	\$16,515	\$920
Academic Support	0.0500	\$2,861	\$0	0.2700	\$16,241	\$0	0.3200	\$19,102	\$0
Campus Social Events	0.1817	\$5,723	\$5,873	0.0100	\$0	\$52	0.1917	\$5,723	\$5,925
Career Services	0.0500	\$2,861	\$0	0.0745	\$1,013	\$3,746	0.1245	\$3,874	\$3,746
Counseling	0.0500	\$2,861	\$0	0.0200	\$0	\$1,571	0.0700	\$2,861	\$1,571
Disability Services	0.0500	\$2,861	\$0	0.0200	\$1,298	\$0	0.0700	\$4,159	\$0
Employment Assistance	0.0500	\$2,861	\$0	0.0000	\$0	\$0	0.0500	\$2,861	\$0
Financial Aid Assistance Counseling	0.6625	\$16,759	\$6,005	0.0325	\$3,749	\$0	0.6950	\$20,507	\$6,005
Health Services	0.0500	\$2,861	\$0	0.0200	\$1,041	\$777	0.0700	\$3,902	\$777
Mentoring	0.0983	\$2,861	\$2,400	0.0000	\$0	\$2,000	0.0983	\$2,861	\$4,400
Orientation	0.1217	\$2,861	\$1,567	0.0000	\$0	\$0	0.1217	\$2,861	\$1,567
Tuition Assistance Counseling	0.2083	\$11,173	\$783	0.0000	\$0	\$0	0.2083	\$11,173	\$783
Transition Assistance	0.1250	\$8,311	\$323	0.0000	\$0	\$0	0.1250	\$8,311	\$323
Office Support for Veterans Coordinator	0.1150	\$5,723	\$2,801	0.0000	\$0	\$0	0.1150	\$5,723	\$2,801
Veterans Student Lounge/Gathering Space	0.0500	\$2,861	\$431	0.0000	\$0	\$0	0.0500	\$2,861	\$431
GI Bill Certification	0.5375	\$38,285	\$2,102	0.0725	\$10,477	\$0	0.6100	\$48,762	\$2,102
Total	2.4667	\$111,725	\$23,205	0.7595	\$50,333	\$8,146	3.2262	\$162,058	\$31,351

# Fiscal Impact of the Programs and Services Related to the Higher Education Veterans Services Act Public Act 096-0133

## University of Illinois Urbana-Champaign

### Fiscal Year 2023

	Veterans Coordinator			Other Veterans Services			Total Veterans Services		
	Staff Years	State Dollars	Other Dollars	Staff Years	State Dollars	Other Collars	Staff Years	State Dollars	Other Dollars
Academic Counseling	0.0000	\$0	\$0	0.2500	\$0	\$22,500	0.2500	\$0	\$22,500
Academic Support	0.0000	\$0	\$0	0.2500	\$0	\$22,500	0.2500	\$0	\$22,500
Campus Social Events	0.0000	\$0	\$0	0.1000	\$0	\$7,000	0.1000	\$0	\$7,000
Career Services	0.0000	\$0	\$0	0.5000	\$0	\$44,000	0.5000	\$0	\$44,000
Counseling	0.0000	\$0	\$0	1.0000	\$0	\$74,000	1.0000	\$0	\$74,000
Disability Services	0.0000	\$0	\$0	0.0000	\$0	\$0	0.0000	\$0	\$0
Employment Assistance	0.0000	\$0	\$0	0.0000	\$0	\$0	0.0000	\$0	\$0
Financial Aid Assistance Counseling	0.0000	\$0	\$0	0.1000	\$0	\$6,000	0.1000	\$0	\$6,000
Health Services	0.0000	\$0	\$0	0.0000	\$0	\$2,000	0.0000	\$0	\$2,000
Mentoring	0.0000	\$0	\$0	0.1000	\$0	\$7,000	0.1000	\$0	\$7,000
Orientation	0.0000	\$0	\$0	0.1000	\$0	\$7,000	0.1000	\$0	\$7,000
Tuition Assistance Counseling	0.0000	\$0	\$0	0.1000	\$0	\$7,000	0.1000	\$0	\$7,000
Transition Assistance	0.0000	\$0	\$0	1.4000	\$0	\$145,000	1.4000	\$0	\$145,000
Office Support for Veterans Coordinator	0.0000	\$0	\$0	0.1000	\$0	\$7,000	0.1000	\$0	\$7,000
Veterans Student Lounge/Gathering Space	0.0000	\$0	\$0	0.0000	\$0	\$200,000	0.0000	\$0	\$200,000
GI Bill Certification	0.0000	\$0	\$0	0.0000	\$0	\$0	0.0000	\$0	\$0
Recruiting	0.0000	\$0	\$0	0.5000	\$0	\$33,500	0.5000	\$0	\$33,500
Outreach	0.0000	\$0	\$0	0.5000	\$0	\$33,500	0.5000	\$0	\$33,500
Research	0.0000	\$0	\$0	1.0000	\$0	\$89,000	1.0000	\$0	\$89,000
Clerical	0.0000	\$0	\$0	1.0000	\$0	\$40,000	1.0000	\$0	\$40,000
Total	0.0000	\$0	\$0	7.0000	\$0	\$747,000	7.0000	\$0	\$747,000

# Fiscal Impact of the Programs and Services Related to the Higher Education Veterans Services Act Public Act 096-0133

## Western Illinois University

### Fiscal Year 2023

	Veterans Coordinator			Other Veterans Services			Total Veterans Services		
	Staff Years	State Dollars	Other Dollars	Staff Years	State Dollars	Other Collars	Staff Years	State Dollars	Other Dollars
Academic Counseling	0.1017	\$5,757	\$0	0.0000	\$0	\$0	0.1017	\$5,757	\$0
Academic Support	0.1017	\$5,757	\$0	0.0000	\$0	\$0	0.1017	\$5,757	\$0
Campus Social Events	1.1552	\$19,169	\$3,272	0.0000	\$0	\$0	1.1552	\$19,169	\$3,272
Career Services	0.0508	\$2,879	\$0	0.0000	\$0	\$0	0.0508	\$2,879	\$0
Counseling	0.0508	\$2,879	\$0	0.0000	\$0	\$0	0.0508	\$2,879	\$0
Disability Services	0.0203	\$1,151	\$0	0.0000	\$0	\$0	0.0203	\$1,151	\$0
Employment Assistance	0.1608	\$6,550	\$0	0.0000	\$0	\$0	0.1608	\$6,550	\$0
Financial Aid Assistance Counseling	1.1372	\$13,928	\$6,048	0.0000	\$0	\$0	1.1372	\$13,928	\$6,048
Health Services	0.0305	\$1,727	\$0	0.0000	\$0	\$0	0.0305	\$1,727	\$0
Mentoring	0.1017	\$5,757	\$0	0.0000	\$0	\$0	0.1017	\$5,757	\$0
Orientation	0.1017	\$5,757	\$0	0.0000	\$0	\$0	0.1017	\$5,757	\$0
Tuition Assistance Counseling	0.0708	\$3,569	\$0	0.0000	\$0	\$0	0.0708	\$3,569	\$0
Transition Assistance	0.0708	\$3,569	\$0	0.0000	\$0	\$0	0.0708	\$3,569	\$0
Office Support for Veterans Coordinator	1.7065	\$21,834	\$7,249	0.0000	\$0	\$0	1.7065	\$21,834	\$7,249
Veterans Student Lounge/Gathering Space	0.0508	\$2,879	\$0	0.0000	\$0	\$0	0.0508	\$2,879	\$0
GI Bill Certification	0.8310	\$10,208	\$4,142	0.0000	\$0	\$0	0.8310	\$10,208	\$4,142
Total	5.7423	\$113,370	\$20,710	0.0000	\$0	\$0	5.7423	\$113,370	\$20,710

## APPENDIX D – FISCAL IMPACT SURVEY DATA REQUEST SENT TO ALL INSTITUTIONS

<b><u>Veterans Data Survey</u></b> <b><u>Final Results</u></b>	<b>Part 1</b> <b>Veterans Service Act</b>			<b>Part 2</b> <b>Other Veterans Services</b>		
	<b>FY23</b>			<b>FY23</b>		
	Staff Years	Dollars		Staff Years	Dollars	
		State	Other		State	Other
<b>Total</b>	<b>0</b>	<b>\$ -</b>	<b>\$ -</b>	<b>0</b>	<b>\$ -</b>	<b>\$ -</b>
Academic Counseling	0	\$ -	\$ -	0	\$ -	\$ -
Academic Support	0	\$ -	\$ -	0	\$ -	\$ -
Campus Social Events	0	\$ -	\$ -	0	\$ -	\$ -
Career Services	0	\$ -	\$ -	0	\$ -	\$ -
Counseling	0	\$ -	\$ -	0	\$ -	\$ -
Disability Services	0	\$ -	\$ -	0	\$ -	\$ -
Employment Assistance	0	\$ -	\$ -	0	\$ -	\$ -
Financial Aid Assistance Counseling	0	\$ -	\$ -	0	\$ -	\$ -
Health Services	0	\$ -	\$ -	0	\$ -	\$ -
Mentoring	0	\$ -	\$ -	0	\$ -	\$ -
Orientation	0	\$ -	\$ -	0	\$ -	\$ -
Tuition Assistance Counseling	0	\$ -	\$ -	0	\$ -	\$ -
Transition Assistance	0	\$ -	\$ -	0	\$ -	\$ -
Office Support for Veterans Coordinator	0	\$ -	\$ -	0	\$ -	\$ -
Veterans Student Lounge/Gathering						
Space	0	\$ -	\$ -	0	\$ -	\$ -
GI Bill Certification	0	\$ -	\$ -	0	\$ -	\$ -
Other - (Please Label)	0	\$ -	\$ -	0	\$ -	\$ -

## APPENDIX E – HIGHER EDUCATION VETERANS ACT (110 ILCS 49) PUBLIC ACT 096-0133

---

### HIGHER EDUCATION (110 ILCS 49/) Higher Education Veterans Service Act.

(110 ILCS 49/1)

Sec. 1. Short title. This Act may be cited as the Higher Education Veterans Service Act.

(Source: P.A. 96-133, eff. 8-7-09.)

(110 ILCS 49/5)

Sec. 5. Definitions. For purposes of this Act:

"Task Force" means the Task Force on Service Member and Veterans Education.

"Public colleges and universities" means public community colleges subject to the Public Community College Act, the University of Illinois, Southern Illinois University, Chicago State University, Eastern Illinois University, Governors State University, Illinois State University, Northeastern Illinois University, Northern Illinois University, and Western Illinois University.

(Source: P.A. 96-133, eff. 8-7-09.)

(110 ILCS 49/10)

Sec. 10. Findings.

(a) Pursuant to Public Act 95-736, the General Assembly created the Task Force on Service Member and Veterans Education to examine the manner in which public colleges and universities in the State of Illinois provided education to servicemen and servicewomen as well as veterans of the armed forces of the United States.

The Task Force conducted hearings and filed its findings with the General Assembly on September 16, 2008. Its report urges the General Assembly to recognize the sacrifice of American servicemen and women, and, in a small way, repay them by chartering a concerted effort by State government, in cooperation with our public institutions of higher learning, to make its best efforts to take positive, quantifiable steps to providing a superior learning environment for student veterans and service members. The Task Force reviewed the unique needs of veterans and military personnel, combined with the large number of active duty personnel and military veterans seeking higher education since the onset of the Global War on Terrorism. The Task Force found that public universities and community colleges in this State have varying levels of assistance available for active duty service personnel and veterans.

(b) The Task Force has reported that veterans and active duty personnel have difficulty in finding and receiving various State and federal education-related benefits and services that they may be eligible to receive, such as educational loans, scholarships, grants, local employment opportunities, access to medical care, a social network for support of student veterans, and groups to help with the transition to becoming a civilian after service in an active duty unit, because such programs are administered by different arms of the government.

(c) The Task Force found that the various public colleges and universities in this State have a wide array of programs and services available to veterans and active duty service personnel, ranging from online educational opportunities, admission and academic counseling, medical services, and family housing information.

(d) The Task Force also found that certain other higher education institutions across the United States have adopted programs and services that seek to better promote and coordinate the assistance that is available for veterans and active duty personnel.

(Source: P.A. 96-133, eff. 8-7-09.)



(110 ILCS 49/15)

Sec. 15. Survey; coordinator; best practices report; best efforts.

(a) All public colleges and universities shall, within 60 days after the effective date of this Act, conduct a survey of the services and programs that are provided for veterans, active duty military personnel, and their families, at each of their respective campuses. This survey shall enumerate and fully describe the service or program that is available, the number of veterans or active duty personnel using the service or program, an estimated range for potential use within a 5-year and 10-year period, information on the location of the service or program, and how its administrators may be contacted. The survey shall indicate the manner or manners in which a student veteran may avail himself or herself of the program's services. This survey must be made available to all veterans matriculating at the college or university in the form of an orientation-related guidebook.

Each public college and university shall make the survey available on the homepage of all campus Internet links as soon as practical after the completion of the survey. As soon as possible after the completion of the survey, each public college and university shall provide a copy of its survey to the following:

- (1) the Board of Higher Education;
- (2) the Department of Veterans' Affairs;
- (3) the President and Minority Leader of the Senate and the Speaker and Minority Leader of the House of Representatives; and
- (4) the Governor.

(b) Each public college and university shall, at its discretion, (i) appoint, within 6 months after the effective date of this Act, an existing employee or (ii) hire a new employee to serve as a Coordinator of Veterans and Military Personnel Student Services on each campus of the college or university that has an onsite, daily, full-time student headcount above 1,000 students.

The Coordinator of Veterans and Military Personnel Student Services shall be an ombudsperson serving the specific needs of student veterans and military personnel and their families and shall serve as an advocate before the administration of the college or university for the needs of student veterans. The college or university shall enable the Coordinator of Veterans and Military Personnel Student Services to communicate directly with the senior executive administration of the college or university periodically. The college or university shall retain unfettered discretion to determine the organizational management structure of its institution.

In addition to any responsibilities the college or university may assign, the Coordinator of Veterans and Military Personnel Student Services shall make its best efforts to create a centralized source for student veterans and military personnel to learn how to receive all benefit programs and services for which they are eligible.

Each college and university campus that is required to have a Coordinator of Veterans and Military Personnel Student Services shall regularly and conspicuously advertise the office location, phone number, and Internet access to the Coordinator of Veterans and Military Personnel Student Services, along with a brief summary of the manner in which he or she can assist student veterans. The advertisement shall include, but is not necessarily limited to, the following:

- (1) advertisements on each campus' Internet home page; and
- (2) any promotional mailings for student application.

The Coordinator of Veterans and Military Personnel Student Services shall facilitate other campus offices with the promotion of programs and services that are available.

(c) Upon receipt of all of the surveys under subsection (a) of this Section, the Board of Higher Education and the Department of Veterans' Affairs shall conduct a joint review of the surveys and post, on any Internet home page they may operate, a link to each survey as posted on the Internet website for the college or university. Upon receipt of all of the surveys, the Office of the Governor, through its military affairs advisors, shall similarly

conduct a review of the surveys and post the surveys on its Internet website. Following its review of the surveys, the Office of the Governor shall submit an evaluation report to each college and university offering suggestions and insight on the conduct of student veteran-related policies and programs.

(d) The Board of Higher Education and the Department of Veterans' Affairs may issue a best practices report to highlight those programs and services that are most beneficial to veterans and active duty military personnel. The report shall contain a fiscal needs assessment in conjunction with any program recommendations.

(e) Each college and university campus that is required to have a Coordinator of Veterans and Military Personnel Student Services under subsection (b) of this Section shall make its best efforts to create academic and social programs and services for veterans and active duty military personnel that will provide reasonable opportunities for academic performance and success.

Each public college and university shall make its best efforts to determine how its online educational curricula can be expanded or altered to serve the needs of student veterans and currently-deployed military, including a determination of whether and to what extent the public colleges and universities can share existing technologies to improve the online curricula of peer institutions, provided such efforts are both practically and economically feasible.

(Source: P.A. 96-133, eff. 8-7-09.)

(110 ILCS 49/20)

Sec. 20. Fiscal impact and reporting. Beginning on September 1 of the year following the effective date of this Act and each subsequent September 1, each college and university that is required to have a Coordinator of Veterans and Military Personnel Student Services under subsection (b) of Section 20 of this Act shall report to the Board of Higher Education on the fiscal impact of the programs and services related to the requirements of this Act.

The Board of Higher Education shall compile the information and, within 60 days after receipt of such information, issue a report reflecting the information for each institution required to report under this Section. The report must be filed with the Governor, the Governor's Office of Management and Budget, the Director of Veterans' Affairs, the Speaker of the House of Representatives, the President of the Senate, the Minority Leader of the House of Representatives, and the Minority Leader of the Senate.

(Source: P.A. 96-133, eff. 8-7-09.)

(110 ILCS 49/99)

Sec. 99. Effective date. This Act takes effect upon becoming law.

(Source: P.A. 96-133, eff. 8-7-09.)